

**International Journal of Innovative Research in Science,  
Engineering and Technology**

(An ISO 3297: 2007 Certified Organization)

Vol. 3, Issue 11, November 2014

# KINETICS OF OXIDATION OF SCHIFF BASE BY CHLORAMINE –T CATALYSED BY MIXTURE OF Os ( VIII) AND Ru (III)

<sup>1</sup>R.Kalpana Devi , <sup>2</sup>G.Mathubala

<sup>1&2</sup>Assistant Professor of Chemistry , Bharath university ,Chennai – 73, India

**ABSTRACT** : The effect of various meta and para -substituted anils on the reaction rate had been studied at four different temperatures viz., 35 , 40 , 45 and 50 °c and the thermodynamic parameters are also calculated. The analysis of rate constants of Ortho substituents reveals that the localized and delocalized effects are major components while Steric effect place only the minor role. In this paper we have studied kinetics of oxidation of Schiff base by Chloramine – T catalysed by mixture of Os ( VIII) and Ru (III).

**KEYWORDS** : Chloramine – T , catalysed , mixture of Os ( VIII) and Ru (III) , Schiff base .

## 1 .INTRODUCTION

Among oxo derivatives of variable valence metals , Chromium compound play the most important role , in oxidative reaction . A number of Chromium reagents are readily available . Almost every oxidisable functional group may undergo Chromium oxidation .Chromium ( VI ) containing reagents include Chromium acid , dichromate ion , Chromyl chloride , chromyl acetate , t – butyl Chromate , Chromylnitrate and Co – ordination complexes of Chromium trioxide .<sup>1-2</sup>Chromium ( VI) oxidations are usually performed under acidic condition . Co – solvents like ( Jones reagent ) benzene , methylenechloride ( Two Phase system ) are often added in order to deal with water insoluble organic complexes . The oxidation rate is generally high under acid catalysed conditions , however the low pH of the reaction medium and the presence of water favouring hydrolytic condition exclude the use of this class of reagents for the oxidation of molecules containing acid sensitive groups.[1]

Polymer supported Chromium ( VI) reagents have also been developed. These reagents offer the advantage of reducing the work of procedure to more filtration . Recently some neutral or almost neutral Chromium (VI) reagents have been developed to effect oxidation under mild conditions.[2]

Pyridinium Chlorochromate (PCC) introduced by Corey et al<sup>3</sup> is widely used in the oxidation of alcohols. Pyridinium flourochromate has a less pronounced acidity and is an effective agent for the oxidation of Plicyclic organic substitutes . PFC was developed by Bhattachargee and coworker .<sup>4</sup>

In 1986 , Narayanan and Balasuramaniam<sup>5</sup> introduced Pyridinium bromochromate . This is an efficient oxidant for alcohols and a brominating agent as well .

Firouzahadi and Coworkers used Zinc chromates.[3] This is a very useful reagent for the oxidation of variety of organic compounds , including alcohols , oximes , olefins and aromatic hydrocarbons.

They have also shown chromium peroxide complexes as versatile , mild and efficient oxidants in organic synthesis.

Chlorotrimethyl Silone , Imidazolium dichromate , 2,2' – Bipyridyl chlorochromate (BPCC) and the corresponding chromate (BPC) have been proposed as oxidants for the oxidation of the hydroxyl group to thr carbonyl group.

4 – ( dimethyl amino ) – pyridinium chlorochromate and chromyl nitrate have been shown to be efficient and mild oxidant in aprotic media.[4]

## International Journal of Innovative Research in Science, Engineering and Technology

(An ISO 3297: 2007 Certified Organization)

Vol. 3, Issue 11, November 2014

Naphthyridium chlorochromate , Pyrazinium chlorochromate , tetrabutyl ammonium chlorochromate , dimethylpyrazole chromate , tetrabutyl ammonium dichromate , Pyridine complex of oxodiperoxochromium and the dipyridine complex of chromium trioxide are some of the Chromium (VI) oxidants introduced in the last twenty years. Quinolinium Chlorochromate was used by Bhavani et al to oxidize methyl phenyl sulphoxides.

Quinolinium dichromate was introduced by Balasubramanian and Prathiba <sup>6</sup> as an effective oxidant under non – aqueous conditions.[5]

Pyridium Chlorochromate (PCC) is irreplaceable in the generation of functional groups in highly unsaturated carbinols and pyrrols . yet mildly acidic character of Pyridinium chlorochromate precludes its use with acid sensitive substrates or products. Pyridium Chlorochromate oxidation has been investigated under various condition on different substrates .[6]

Despite the introduction of numerous oxidants based on chromium (VI) not much work has been done to investigate the mechanism of oxidation in these cases.

The diverse nature of chemistry of some n- halogeno and N- metalo reagents is consequence of their ability to act as a source of

1. Halogenonium cations
2. Hypohalite species
3. N- anions acting both as bases and nucleophiles and
4. Nitrenoids in limited cases .
- 5.

The term chloramines is used to include all compounds , both organic and inorganic , containing one or more chlorine atoms attached to nitrogen. eg., Chloramines , Chloramines , Chloramides ,Chlorimides . All compounds containing N – Cl bonds such as Chloramine – T (CAT) ( p-  $\text{CH}_3\text{C}_6\text{H}_4\text{SO}_2\text{NCINa}\cdot 3\text{H}_2\text{O}$  ) , dichloramine – T (  $\text{CH}_3\text{C}_6\text{H}_4\text{SO}_2\text{NCl}_2$  ) and halazones (  $\text{HOOC C}_6\text{H}_4\text{SO}_2 \text{HCl}_2$  ) are fairly stable and liberate iodine from acidified Potassium iodide solutions.

Chloramine –T , the Sodium salt of N- Chloro – p - toluene – sulphonamide was first prepared by Chattaway <sup>2</sup> by the treatment of sulphonamide with sodium hypochloramide . Chloramine – T can also be prepared from dichloramine – T which is obtained by passing chlorine into the solution of p –toluene sulphonamide in sodium hydroxide.

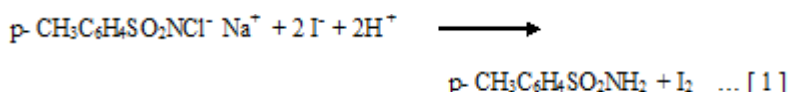
The structure of Chloramine – T is most commonly depicted as ( fig.1) and occasionally as (fig.2)<sup>3</sup> .[7] They are strong electrolytes and behave as strong oxidants in both acidic and alkaline media.

Chloramine –T has been used as a useful oxidant and it appears to be suitable for hypochlorides. Hypochlorous acid and monochloramides , all of which are very unstable . It does not liberate chlorine in acid solution and does not chlorinate many compounds which are easily attacked by chloride and Iodine from acidified Potassium iodide solution.

## International Journal of Innovative Research in Science, Engineering and Technology

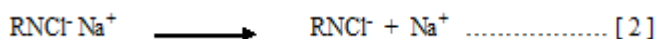
(An ISO 3297: 2007 Certified Organization)

Vol. 3, Issue 11, November 2014



The reaction involves a two electron change and hence the equivalent weight is equal to its molecular weight / 2 .

Chloramine – T dissociates as



Where R = p- CH<sub>3</sub>C<sub>6</sub>H<sub>4</sub>SO<sub>2</sub>

The anion then picks up a proton to form the free acid and RNHCl



The free acid has not been isolated , but the evidence for its existence has been reported . The free acid then disproportionate giving to p – toluene sulphonamide [RNH<sub>2</sub>] and dichloramine – T [ RNCI<sub>2</sub>]

### Oxidation of Anils

Several oxidation of anils have been studied :

#### 1.2.1.Effect of varying PCC concentration

The reaction was investigated by varying the concentration at constant substrate concentration . [8]Th reaction was found to be first order with respect to PCC [ Table – 1.2 ]

Table -1.2  
 [Anil] = 1.5 x 10<sup>-2</sup> M      ACOH :H<sub>2</sub>O = 70:30 (V/V)  
 [H<sub>2</sub>C<sub>2</sub>O<sub>4</sub>] = 5.0 x 10<sup>-2</sup> M      Temp. = 35<sup>0</sup> c  
 [HClO<sub>4</sub>] = 3.87 x 10<sup>-3</sup> M

[ PCC ] x 10 <sup>3</sup>	Kobs. X 10 <sup>4</sup> s <sup>-1</sup>
1.2	1.932
1.5	1.921
2.00	1.811

#### 1.2.2.Effect of varying the concentration of Anil

The reaction was carried out under pseudo – first order conditions . In this study , the concentration of PCC , Oxalic acid , Perchloric acid and percentage of oxalic acid were kept constant and the concentration of the alone varied . The reaction was found to be first order with respect to anil . [ Table – 1.3 ]

## International Journal of Innovative Research in Science, Engineering and Technology

(An ISO 3297: 2007 Certified Organization)

Vol. 3, Issue 11, November 2014

Table – 1.3

$[PCC] = 1.5 \times 10^{-3} \text{ M}$        $ACOH : H_2O = 70:30 \text{ (V/V)}$   
 $[H_2C_2O_4] = 5.0 \times 10^{-2} \text{ M}$        $Temp. = 35^{\circ} \text{ c}$   
 $[HClO_4] = 3.87 \times 10^{-3} \text{ M}$

[ ANIL ] x 10 <sup>2</sup>	Kobs. X 10 <sup>4</sup> s <sup>-1</sup>
1.00	1.08
1.50	1.923
2.50	2.785
3.00	3.512

### 1.2.3.Effect of varying solvent Composition

The reaction was studied by the different composition of acetic acid under constant [Reactants]. It was found that as the percentage of acetic acid increased, the rate decreased. [ Table – 1.4 ]

Table – 1.4

$[ANIL] = 1.5 \times 10^{-3} \text{ M}$        $[HClO_4] = 3.87 \times 10^{-3} \text{ M}$   
 $[H_2C_2O_4] = 5.0 \times 10^{-2} \text{ M}$        $Temp. = 35^{\circ} \text{ c}$

% AcOH	Kobs. X 10 <sup>4</sup> s <sup>-1</sup>
40	3.921
50	3.207
60	3.256
70	1.932

It was found that the rate decreases with increase of percentage of acetic acid.

### 1.2.4Effect of varying Oxalic acid

The reaction was carried out under by varying, the concentration of, Oxalic acid and by keeping other [reactans] constant. [10]The result indicate that as the concentration of oxalic acid increased, the rate constant also increased.[ Table – 1.5 ]

Table – 1.5

$[ANIL] = 1.5 \times 10^{-2} \text{ M}$        $ACOH : H_2O = 70:30 \text{ (V/V)}$   
 $[HClO_4] = 3.87 \times 10^{-3} \text{ M}$        $Temp. = 35^{\circ} \text{ c}$

[H <sub>2</sub> C <sub>2</sub> O <sub>4</sub> ] x 10 <sup>4</sup>	Kobs. X 10 <sup>4</sup> s <sup>-1</sup>
5.0	1.932
7.5	2.872

## International Journal of Innovative Research in Science, Engineering and Technology

(An ISO 3297: 2007 Certified Organization)

Vol. 3, Issue 11, November 2014

10.0	3.871
12.0	5.965

### 1.2.5. Effect of varying Perchloric acid

The reaction was studied by varying the concentration of perchloric acid and by keeping other [reactants] constant. The result indicates that as the concentration of Perchloric acid increased, the rate constant also increased. [ Table -1.6 ]

Table -1.6  
 [ANIL] =  $1.5 \times 10^{-2}$  M      ACOH :H<sub>2</sub>O = 70:30 (V/V)  
 [H<sub>2</sub>C<sub>2</sub>O<sub>4</sub>] =  $5.0 \times 10^{-2}$  M      Temp. = 35 °C

[HClO <sub>4</sub> ] x 10 <sup>4</sup>	K <sub>obs</sub> X 10 <sup>4</sup> s <sup>-1</sup>
3.90	1.932
5.80	2.785
7.70	2.952
9.70	4.609

### 1.2.6. Effect of varying Sodium Perchlorate

To follow the Primary Salt effect, the reaction was studied with varying concentration of Sodium Perchlorate by keeping other [reactants] constant. It was found that as the concentration of Sodium Perchlorate increased, the rate constant also increased. This shows that the participation of ions which are similar in their sign or dipole-ion interaction in the rate determining step. [ Table 1.7 ]

Table - 1.7  
 [ANIL] =  $1.5 \times 10^{-2}$  M      ACOH :H<sub>2</sub>O = 70:30 (V/V)  
 [H<sub>2</sub>C<sub>2</sub>O<sub>4</sub>] =  $5.0 \times 10^{-2}$  M      [HClO<sub>4</sub>] =  $3.87 \times 10^{-3}$  M  
 [ PCC ] =  $1.2 \times 10^{-3}$  M      Temp. = 35 °C

Table 2.5

[ NaClO <sub>4</sub> ] X 10 <sup>3</sup>	K <sub>obs</sub> x 10 <sup>4</sup> S <sup>-1</sup>
0.00	1.932
2.50	3.548
5.00	4.657
7.50	5.086
10.00	5.799

### 1.2.7. Effect of MnSO<sub>4</sub>

The reaction rate decreases tremendously with the increase in the concentration of MnSO<sub>4</sub> [ Table - 1.8 ] This may be due to the formation of Cr(VI) in the rate determining step.

## International Journal of Innovative Research in Science, Engineering and Technology

(An ISO 3297: 2007 Certified Organization)

Vol. 3, Issue 11, November 2014

Table - 1.8

$[ANIL] = 1.5 \times 10^{-2} M$        $AcOH : H_2O = 70 : 30 (V/V)$   
 $[H_2C_2O_4] = 5.0 \times 10^{-2} M$        $[PCC] = 1.2 \times 10^{-3} M$   
 $[HClO_4] = 3.87 \times 10^{-3} M$        $Temp. = 35^{\circ} C$

[ MnSO <sub>4</sub> ] X 10 <sup>4</sup>	K <sub>obs</sub> X 10 <sup>4</sup> S <sup>-1</sup>
0.00	1.932
1.00	1.053
2.00	0.723
3.00	0.575

### 1.2.8 Effect of temperature

The rate of oxidation of some *meta* and *para* substituted anils had been studied at four different temperatures viz., 35<sup>0</sup> c , 40<sup>0</sup> c, 45<sup>0</sup> c and 50<sup>0</sup> c . It was observed , as we expected ,that the rate increases very much with increase of temperature . [ Table – 1.9 ]

Table – 1.9

$[Substrate] = 1.5 \times 10^{-2} M$        $AcOH : H_2O = 70:30 (V/V)$   
 $[H_2C_2O_4] = 1.0 \times 10^{-4} M$        $[PCC] = 1.2 \times 10^{-3} M$   
 $[HClO_4] = 4.0 \times 10^{-3} M$        $Temp. = 35^{\circ} c$

S.No.	Substituents	K <sub>obs</sub> . X 10 <sup>4</sup> s <sup>-1</sup>			
		35 <sup>0</sup>	40 <sup>0</sup>	45 <sup>0</sup>	50 <sup>0</sup>
2	H	1.932	3.335	4.127	6.735
3	P -CH <sub>3</sub>	3.91	6.123	8.315	10.371
4	P – O CH <sub>3</sub>	6.22	9.132	12.612	16.431
5	p- Cl	1.023	2.425	3.671	4.923
6	m - Cl	0.705	1.412	2.213	3.824

### 2.Kinetics of Chloraminometric oxidation

Coull and co –workers were thr first to investigate the kinetics and mechanism of decomposition of H<sub>2</sub>O<sub>2</sub> by CAT in the presence of HCl.The reaction was found to be first orders each of [ H<sub>2</sub>O<sub>2</sub>] and [CAT] , but inverse first order dependence on the concentration of RNH<sub>2</sub>.

Oxidation kinetics of Alpha – hydroxyl acids<sup>1</sup> with CAT in alkaline medium in the presence of Os (VIII)as catalyst was found a follow first order each in [ CAT] AND Os (VIII ) and was independent of substrate concentrations . Os (VIII ) catalysed oxidation of acetone and ethyl methyl ketone by CAT was reported<sup>3</sup> .[10]

## III.EXPERIMENTAL

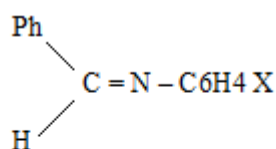
### 3.1.Preparation of Anils

General method of preparation of Anils

## International Journal of Innovative Research in Science, Engineering and Technology

(An ISO 3297: 2007 Certified Organization)

Vol. 3, Issue 11, November 2014



Where X = H , p - CH<sub>3</sub> , p - OCH<sub>3</sub> , p - Cl , p - Br , P - COOH ,  
p - NO<sub>2</sub> , m - CH<sub>3</sub> , m - Cl , m - NO<sub>2</sub>

The anils were prepared 87a by refluxing equimolar quantities of benzaldehyde and aniline or substituted anilines in alcohol for about 2 to 3 hrs. The resulting solution was cooled and poured into the cold water. The precipitated anil was filtered, washed, dried and recrystallised from alcohol. The purity of anils were checked by determining their melting points (Table 2.1).

### 3.2.Preparation of Chloramine – T (CAT)

#### a)Preparation of Pure p- tolensulphonamide

The procedure used was that of Vogel.<sup>79</sup> Ten grams of p- tolensulphonylchloride and 20 g of ammonium carbonate were ground in a mortar to a fine powder. The mixture was heated in an evaporating dish on a water bath for 1 – 2 hrs. and the mixture was stirred frequently with glass rod. After cooling the mixture was extracted with a little cold water to remove excess ammonium salts. The crude p- tolensulphonylchloride was recrystallised from boiling water and dried at 100<sup>0</sup> C. The pure product melted at 138<sup>0</sup> C.

#### b) Preparation of Dichloramine – T ( DCT )

This was prepared by the method of Kraus and Crede. p- tolensulphonamide was dissolved in ten parts of 1 : 10 caustic soda and diluted with twenty parts of water. Chlorine gas was then passed into the solution until a voluminous white precipitate of dichloramine – T was formed. This was collected on a Buckner funnel, thoroughly washed twice with 5 – 8 parts of water and finally with enough 10% alcohol to make a thin paste. The dilute alcohol washing was done very quickly and the substance was separated with air of a vacuum filter. It was then dried in a vacuum drier dichloramine –T was obtained, and its melting point is 82 - 83<sup>0</sup> c.

#### C ) Preparation of Chloramine – T (CAT)

Forty five ml of 10% sodium hydroxide solution was heated to a temperature of about 80<sup>0</sup> and to which added 6 g of dichloramine – T in small quantities, stirring the mixture gently after each addition until a clear solution was obtained. When the addition was completed, the hot solution was filtered and then allowed to cool spontaneously. The crystals were filtered with suction, washed with little brine solution, and dried in a desiccators over anhydrous calcium chloride. It was recrystallised from water; m.p. 175 – 179<sup>0</sup> C..

## IV.REAGENTS

Analar samples are sodium perchlorate, Sulphuric acid, Perchloric acid, Sodium chloride, Osmium tetroxide were used. Ruthenium chloride was dissolved in water containing dil. HCl and the solution was standardized by the method of Hourichi and Ichijo<sup>13</sup>

## V.KINETIC MEASUREMENTS

The reaction was carried out in 60 % aqueous acid (V/V). Following solutions of desired concentrations were prepared.

DOI: 10.15680/IJRSET.2014.0311108



# International Journal of Innovative Research in Science, Engineering and Technology

(An ISO 3297: 2007 Certified Organization)

Vol. 3, Issue 11, November 2014

1. Anil in Acetic acid
2. Chloramine – T in water
3. Sodium perchlorate in water
4. Sodium Chloride in water
5. Ruthenium chloride in water containing dil HCl
6. Osmium tetroxide in dil. Sodium hydroxide .

The solutions were thermostated at least for one hour before the run. The kinetics was carried out by mixing the substrate and oxidant in an appropriate solvent mixture. The reaction was carried out under pseudo first order conditions, taking always the substrate in excess.

The progress of the reaction was monitored by withdrawing aliquots from the reaction mixture at regular intervals of time and estimating the unreacted CAT by iodometric method.

## VI. PRODUCT ANALYSIS

Under kinetic conditions, the reactants ratio anil : CAT (1 : 10) were mixed and allowed to react for about 2 days. The product was extracted with chloroform. The solvent was removed at reduced pressure after drying over anhydrous  $\text{Na}_2\text{SO}_4$ . The products were separated, after identifying by TLC, into individual components by Column Chromatography. Benzaldehyde was confirmed by its semicarbazone (m.p.  $221^\circ\text{C}$ , lit.  $222^\circ\text{C}$ ) and 2,4 – DNP (m.p.  $236^\circ\text{C}$ , lit.  $239^\circ\text{C}$ ) derivatives.

Nitrobenzene was identified by recording IR spectrum and exhibits three bands at 1626, 1500, and  $1019\text{ cm}^{-1}$  attributed to stretching frequency of C-N. One sharp band at  $1452\text{ cm}^{-1}$  due to stretching vibration of N-O and band at  $530\text{ cm}^{-1}$  due to ring deformation and CNO bending vibration.

## VII. STOICHIOMETRY

The stoichiometry of the reaction was determined by studying the reaction under the conditions of  $\text{CAT} \gg \text{anil}$  and it was found to be 1:1.

## VIII. RESULTS AND DISCUSSIONS

### 8.1. Effects of varying concentrations of Schiff's base

The reaction was carried out under Pseudo – first order conditions. In this study, the concentration of CAT, Ru (III), Os (VIII) and the percentage of acetic acid were kept constant and the concentration of substrate alone was varied. The reaction was found to be first order with respect to substrate as evidenced by the linear plot of  $\log k_{\text{obs}}$  Vs  $\log [\text{Substrate}]$  with a slope of 1.0 [ Table 5.2 ; Fig.1]



**International Journal of Innovative Research in Science,  
Engineering and Technology**

(An ISO 3297: 2007 Certified Organization)

Vol. 3, Issue 11, November 2014

Table – 5.2

[CAT] =  $1.0 \times 10^{-3}$  M      ACOH :H<sub>2</sub>O = 60:40 (V/V)  
 [OsO<sub>4</sub>] =  $1.0 \times 10^{-5}$  M      Temp. = 40 °c  
 [RU(III)] =  $1.0 \times 10^{-5}$  M

[Anil] x 10 <sup>2</sup> M	K <sub>obs</sub> .X 10 <sup>4</sup> s <sup>-1</sup>
1.0	2.516
2.0	5.180
3.0	7.520
4.0	10.271

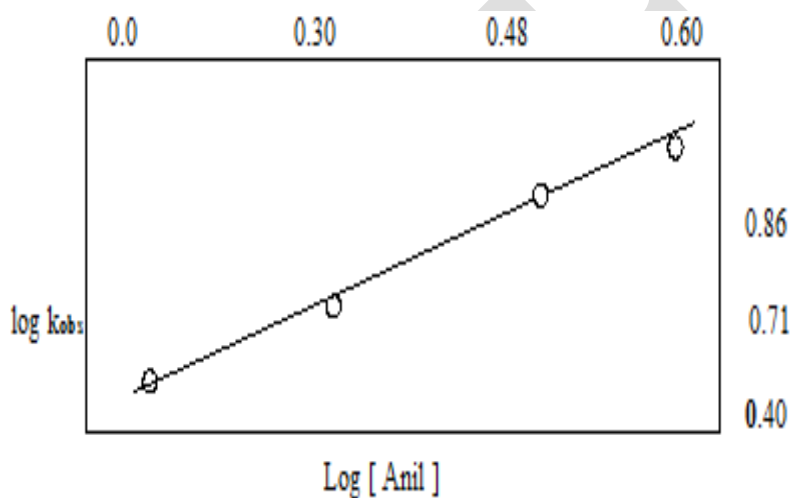


Fig. 3

**8.2.Effect of solvent composition**

The reaction was carried out at three different compositions acetic acid – water mixture under constant reactants concentration. The rate constants were found to decrease as the percentage of acetic acid increases. [Table 5.3]

## International Journal of Innovative Research in Science, Engineering and Technology

(An ISO 3297: 2007 Certified Organization)

Vol. 3, Issue 11, November 2014

Table – 5.3

[CAT] =  $1.0 \times 10^{-3}$  M      [Anil] =  $1.0 \times 10^{-2}$  M  
 [OsO<sub>4</sub>] =  $1.0 \times 10^{-5}$  M      Temp. = 40<sup>0</sup> c  
 [Ru(III)] =  $1.0 \times 10^{-5}$  M

% of Acetic Acid	K <sub>obs</sub> · X 10 <sup>4</sup> s <sup>-1</sup>
50	4.115
60	2.516
70	1.157

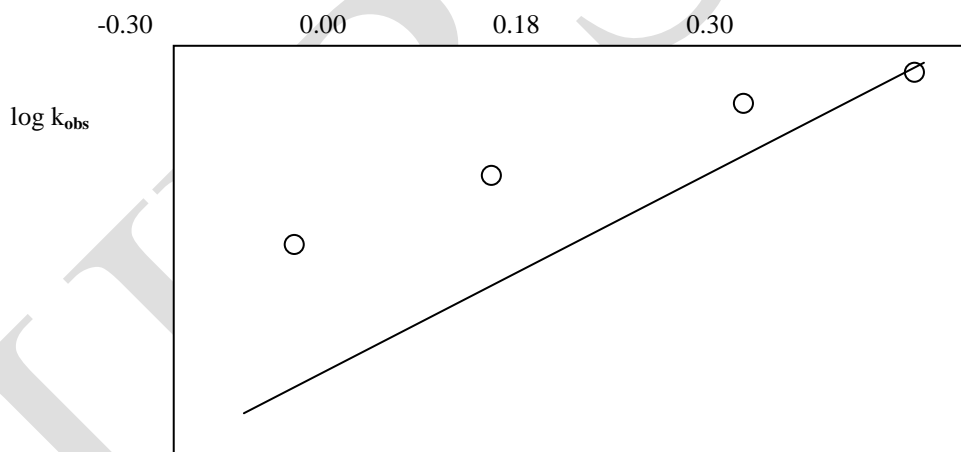
### 8.3.Effect of varying Os ( VIII )

The reaction was carried out by varying the concentration of Os (VIII) and by keeping othe [ reactants ] constant. The results indicate that as the concentration of Os ( VIII) increased , the rate constant also increased . the plot of log Os (VIII ) Vs log kobs. Gave a straight line of slope 0.29 [ Table 5.4. Fig.2]

Table – 5.4

[CAT] =  $1.0 \times 10^{-3}$  M      [Anil] =  $1.0 \times 10^{-2}$  M  
 [Ru(III)] =  $1.0 \times 10^{-5}$  M      AcOH : H<sub>2</sub>O = 60 : 40 ( V/V)  
 Temp. = 40<sup>0</sup> c

[ Os(VIII)] x 10 <sup>5</sup> M	K <sub>obs</sub> · X 10 <sup>4</sup> s <sup>-1</sup>
0.5	2.516
1.0	2.997
1.5	3.495
2.0	3.753



### 8.4.Effect of varying Ru(III) concentration

The reaction was followed with varying concentration of Ruthenium trichloride and by keeping other [reactants] constant. It was found that as the concentration of Ruthenium trichloride increased , the rate constant also increased . The plot of log [ Ru(III)] against logKobs. gave a straight line of slope of 0.34 ( Table 5.5 ; Fig. 5 )

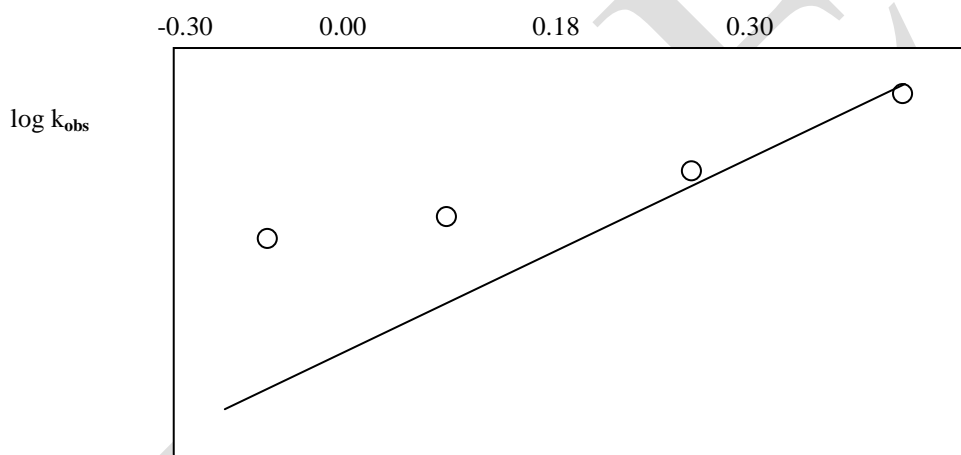
**International Journal of Innovative Research in Science,  
Engineering and Technology**

(An ISO 3297: 2007 Certified Organization)

Vol. 3, Issue 11, November 2014

Table – 5.5  
 [CAT] =  $1.0 \times 10^{-3}$  M      [Anil] =  $1.0 \times 10^{-2}$  M  
 [OsO<sub>4</sub>] =  $1.0 \times 10^{-5}$  M      AcOH : H<sub>2</sub>O = 60 : 40 ( V/V)  
 Temp. = 40 °c

[ Ru(III)] x 10 <sup>5</sup> M	K <sub>obs</sub> · X 10 <sup>4</sup> s <sup>-1</sup>
0.5	2.516
1.0	2.997
1.5	3.495
2.0	3.753



**8.5.Effect of Sodium Perchlorate**

To follow the primary salt effect , the reaction was studied with varying concentrations of sodium chloride by keeping other [Reactants] constants. The rate of the reaction was found to increase with increase in the concentration of added Sodium Perchlorate upto certain concentration and after that kobs. Values remain constant [Table 5]

Table – 5.6  
 [CAT] =  $1.0 \times 10^{-3}$  M      [Anil] =  $1.0 \times 10^{-2}$  M  
 [OsO<sub>4</sub>] =  $1.0 \times 10^{-5}$  M      AcOH : H<sub>2</sub>O = 60 : 40 ( V/V)  
 [ Ru(III) ] X 10<sup>2</sup> M      Temp. = 40 °c

[ NaClO <sub>4</sub> ] x 10 <sup>5</sup> M	K <sub>obs</sub> · X 10 <sup>4</sup> s <sup>-1</sup>
0.0	2.516
0.3	3.137
5.0	3.339
10.0	3.304
15.0	3.397

## International Journal of Innovative Research in Science, Engineering and Technology

(An ISO 3297: 2007 Certified Organization)

Vol. 3, Issue 11, November 2014

### 8.6. Effect of added Sodium Chloride

It was found that there was no influence on the rate of oxidation by the added Chloride ion [ Table 5.7]

Table – 5.7

$[CAT] = 1.0 \times 10^{-3} M$	$[Anil] = 1.0 \times 10^{-2} M$
$[OsO_4] = 1.0 \times 10^{-5} M$	AcOH : H <sub>2</sub> O = 60 : 40 ( V/V)
$[ Ru(III) ] \times 10^2 M$	Temp. = 40 <sup>0</sup> c
$[ NaCl ] \times 10^3 M$	$K_{obs} \times 10^4 s^{-1}$
0.0	2.516
5.0	2.652
10.0	2.718

### 8.7. Effect of PTSA

It was observed that no influence on the rate of oxidation while adding p – toluenesulphonamide by keeping other reactants constant.

### 8.9. Test with Acrylonitrile

It was found that no turbidity observed while a drop of acrylonitrile in the reaction mixture ; hence it indicates the absence of free radicals and no polymerization occurred.

### 8.10. Effect of Temperature

The reaction was studied in the temperature range 35<sup>0</sup> c to 45<sup>0</sup> c . The rate increased with increase in Temperature as shown by the table 5.8 [ Table 5.8 ; Fig.4 ]

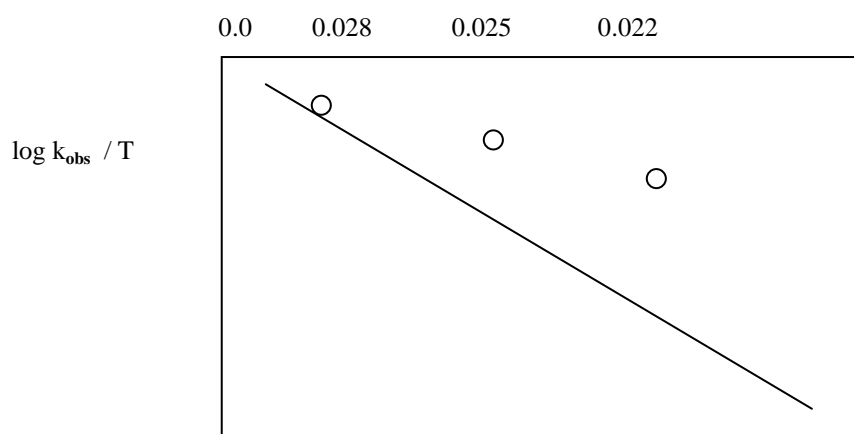
Table – 5.8

$[CAT] = 1.0 \times 10^{-3} M$	$[Anil] = 1.0 \times 10^{-2} M$
$[OsO_4] = 1.0 \times 10^{-5} M$	AcOH : H <sub>2</sub> O = 60 : 40 ( V/V)
$[ HClO_4 ] \times 10^2 M$	Temp. = 40 <sup>0</sup> c
$Temp. ^0 c$	$K_{obs} \times 10^5 s^{-1}$
35	1.367
40	2.516
45	5.134

## International Journal of Innovative Research in Science, Engineering and Technology

(An ISO 3297: 2007 Certified Organization)

Vol. 3, Issue 11, November 2014



### REFERENCES

- 1.S.P.Mushram , M.G.Agarwal and B.Prasad , J. Chem. Soc. Sect.B 1971 , 1712
2. Das J., Paul Das M., Velusamy P., "Sesbania grandiflora leaf extract mediated green synthesis of antibacterial silver nanoparticles against selected human pathogens", Spectrochimica Acta - Part A: Molecular and Biomolecular Spectroscopy, ISSN : 1386-1425, 104(0), (2013) pp.265-270.
3. M.C.Agarwal ,S.P.Mushram , J. Phys . Chem .75 838 , 1971
- 4.Harish B.N., Menezes G.A., "Antimicrobial resistance in typhoidal salmonellae", Indian Journal of Medical Microbiology, ISSN : 0255-0857, 29(3) (2011) pp. 223-229.
5. P.S.Radhakrishnamurthi and B.Sahu , Indian J.Chem. 1978 , 16A , 25
- 6.Kandasamy A., Mohan R., Caroline M.L., Vasudevan S., "Nucleation kinetics, growth, solubility and dielectric studies of L-proline cadmium chloride monohydrate semi organic nonlinear optical single crystal", Crystal Research and Technology, ISSN : 1521-4079, 43(2) (2008) pp. 186-192.
- 7.Vivekanandan ,K.Venkata Rao , M.Sakappa and SP.Shanmuganathan , Indian J.Chem. 16 A , 595 , 1978
- 8.Khanaa, V., Mohanta, K., Saravanan, T.,"Comparative study of uwb communications over fiber using direct and external modulations", Indian Journal of Science and Technology, ISSN : 0974-6846, 6(S6) (2013) pp.4845-4847.
- 9.J.Hussain ,S.K.Mishra and P.D.Sharma , J. Chem. Soc., Dalton Trans , 89 , 1991
- Kumar Giri, R., Saikia, M., "Multipath routing for admission control and load balancing in wireless mesh networks", International Review on Computers and Software, ISSN : 1828-6003, 8(3) (2013) pp. 779-785.
- 10.C.K.Mythily , K.S.Rangappa and D.S.Mahadevappa , Indian J.Chem . 1990 , 29A , 676
11. J. Pavithra, A Study on Distribution Channels in Cement Industry , International Journal of Innovative Research in Science, Engineering and Technology, ISSN: 2319-8753, pp 192-199, Vol. 1, Issue 2, December 2012.
12. J.Arul Hency Sheela, QUALITATIVE ANALYSIS OF SECONDARY METABOLITES OF THE PLANT CLEMATIS GOURIANA , International Journal of Innovative Research in Science, Engineering and Technology , ISSN: 2319-8753 , pp 2831-2834, Vol. 2, Issue 7, July 2013.
13. J. Pavithra, A Study on the Role of Foreign Direct Investment in Retail industry in India , International Journal of Innovative Research in Science, Engineering and Technology , ISSN: 2319-8753, pp 71-81, Vol. 1, Issue 1, Nov 2012.
14. J.Arul Hency Sheela, Qualitative Analysis of Primary Metabolites of the Plant Clematis Gouriana , International Journal of Innovative Research in Science, Engineering and Technology , ISSN: 2319-8753, pp 9011-9013 , Vol. 3, Issue 2, February 2014.
15. J. Pavithra, Advertising Ethics in India , International Journal of Innovative Research in Science, Engineering and Technology , ISSN: 2319-8753 , pp 225-229, Vol. 1, Issue 2, December 2012.
16. J.Arul Hency Sheela, Phytochemical Constituents of the Plant Clematis Gouriana , International Journal of Innovative Research in Science, Engineering and Technology , ISSN: 2319-8753 , pp 9965-9968 , Vol. 3, Issue 3, March 2014.

DOI: 10.15680/IJIRSET.2014.0311108