

Investigation on the Effect of Dimethylether in Compression Ignition Engine

Deepak Kumar M^{1,*}, Karthick M², Dineshbabu D³, Srikanth P⁴, Ramachandran M G⁵

Department of Mechanical Engineering, Velammal Engineering College, Chennai, India^{1,2,3,4,5}

ABSTRACT: This project investigates the use of dimethyl ether in diesel engines as alternative fuels. DME is produced by the conversion of various feed stock such as natural gas, coal, oil residue and bio-mass. Diesel – Dimethyl Ether (DME) was tested in a 4-cylinder direct-injection diesel engine to investigate the performance and emission characteristics of the engine under five engine loads at the maximum torque. DME's diesel engine-compatible properties are its high cetane number and low auto-ignition temperature. In addition, its simple chemical structure and high oxygen content result in soot-free combustion in engines. The dimethylether issued as an alternative fuel means hence the engine combustion. The Diesel 100% (only diesel), and DDE50 (diesel 50% and Dimethyl ether 50%) and DME 100% (only dimethylether) were tested in the engine. The results indicate that when compared with neat diesel, the engine performance increased and emission level decreased with adding the dimethylether with diesel. In comparison with neat diesel, the DDE50 blends have 50% higher brake thermal efficiency (BTE). The experimental results showed that the CO, HC and NO_x emission is decreased for all DDE blends. The brake specific fuel consumption (BSFC) decreased for all DDE blends compared to neat diesel fuel.

KEYWORDS: Di methyl ether, diesel, alternative fuel, compression ignition engine

I. INTRODUCTION

Di-methyl ether (DME) is a liquefied gas with handling characteristics similar to those of liquefied petroleum gas (LPG) [1]. It can be produced from a variety of feed-stock such as natural gas, crude oil, residual oil, coal, waste products and bio-mass. Many investigations have been carried out on DME to determine its suitability for use as a fuel in diesel-cycle engines [1,2]. DME has the appearance of an excellent, efficient alternative fuel for use in a diesel engine, with almost smoke-free combustion. This is not only because of its low auto-ignition temperature and its almost instantaneous vaporization when injected into the cylinder, but also because of its high oxygen content (around 35% by mass) and the absence of C–C bonds in the molecular structure [1,2]. With a properly designed DME injection and combustion system, nitrogen oxides (NO_x) emissions can also meet ultra-low emission vehicle (ULEV) limits [3]. The well-to-wheels energy efficiency of heavy and light-duty DME-fuelled vehicles is projected to be 22.5% and 19%, respectively [4]. This is comparable to LPG and compressed natural gas (CNG) fuelled vehicles but less than the highest energy efficiency of 26% indirect-injection (DI) diesel fuelled vehicles [4]. On the other hand, the well-to-wheels carbon dioxide (CO₂) emissions of a DME-fuelled vehicle are comparable to those using DI diesel or CNG fuelled engines [4]. However, an oxidation catalyst would be necessary to meet ULEV carbon monoxide (CO) and hydrocarbon (HC) emission limits [5].

DME was also found to be an excellent gas turbine fuel with emission properties comparable to natural gas [6]. DME-fuelled turbine also allows achieving a significant performance improvement through thermo-chemical recuperation with 44% higher power output and an 8% decrease of the specific CO₂ emissions compared to the present plant [7]. However, DME is not a suitable fuel for spark-ignition (SI) engines due to its high cetane number, though the burning velocity is similar to hydrocarbon fuels [8]. The easily-induced knock would limit the operation of SI engines.

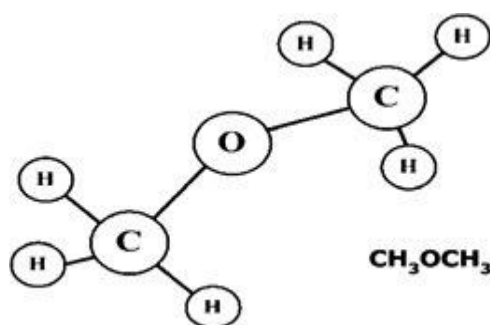
Overall, the key to the development of dedicated low emissions, DME-fuelled engine is the performance and durability of its fuel-injection system [1,2]. In this review, the features considered to be most important in developing the potential for wide spread utilization of DME to reciprocating engines are: the production and properties of DME, the fuel-injection system and the spray characteristics which contribute to the engine's performance and exhaust emissions.

II. DIMETHYLETHER IN BRIEF

Di-methyl ether (DME) is a liquefied gas with handling characteristics similar to those of liquefied petroleum gas (LPG). It can be produced from a variety of feed-stocks such as natural gas, crude oil, residual oil, coal, waste products and bio-mass. Many investigations have been carried out on DME to determine its suitability for use as a fuel in diesel-cycle engines.

DME has the appearance of an excellent, efficient alternative fuel for use in a diesel engine, with almost smoke-free combustion. This is not only because of its slow auto ignition temperature and its almost instant action when injected to the cylinder, but also because of its high oxygen content (around 35% by mass) and the absence of C-C bonds in the molecular structure. With a properly designed DME injection and combustion system, nitrogen oxides (NO_x) emissions can meet some ultra-low emission vehicle (ULEV) limits. The well-to-wheels energy efficiency of heavy- and light-duty DME-fuelled vehicles is projected to be 22.5% and 19%, respectively. This is comparable to LPG and compressed natural gas (CNG) fuelled vehicles but less than the highest energy efficiency of 26% in direct-injection (DI) diesel fuelled vehicles.

Fig. 1 Structure of Dimethyl ether



Production of Dimethyl ether

A feasibility study on the production of 99.5% dimethyl ether (DME) is to be performed. The plant is capable of producing 50,000 metric tons of DME per year via the catalytic dehydration of methanol over an acid zeolite catalyst. The goal is to design a grass-roots facility, which safely and efficiently produces DME. DME is used primarily as a propellant. DME is miscible with most organic solvents and it has a high solubility in water. Recently, the use of DME as a fuel additive for diesel engines has been investigated due to its high volatility (desired for cold starting) and high cetane number.

C. Properties of Dimethyl ether

The key properties of DME and diesel fuel are shown in the following table, it shows the carbon-to-hydrogen ratio (C:H) with a chemical formula of CH₃-O-CH₃. DME in a gaseous state is invisible under standard atmospheric conditions (0.1 MPa at 298 K). When it is pressurized above 0.5 MPa, it condenses to the liquid phase. Gaseous DME is denser than air while liquid DME has a density with that of water. The vapor pressure is similar to that of LPG and requires the same handling and storage precautions. It dissolves in water up to 6% by mass. However, it is not compatible with most elastomers due to its corrosiveness, so that careful selection of materials is necessary to prevent deterioration of seals after prolonged exposure to DME.

Table.1 Properties of Dimethyl ether

Property	Diesel	DME
Chemical formula	C _x H _y	C ₂ H ₆ O
Molecular weight	190-220	46
Density of liquid at NTP ^a (kg/L)	0.84	0.668
Viscosity at NTP ^a (c P)	2.6	-
Oxygen content (wt.%)	-	34.8
Sulfur content (ppm)	250	-
Boiling temperature (°C)	180-360	-24.9
Auto ignition temperature in air (°C)	315	235
Flammability limit in air (vol%)	0.6-6.5	3.4-17
Stoichiometric air fuel ratio (AFRs)	14.6	9
Heat of vaporization at NTP ^a (kJ/kg)	250	460
Lower heating value (MJ/kg)	42.5	28.4
Cetane number	40-55	55-66

III. EXPERIMENTAL STUDY

The experimental setup is shown in Fig. 2. The specification of the engine used is in Table. 2. The engine was connected to an eddy current dynamometer, and a control system was used for adjusting its speed and torque. The engine was run at a constant speed of 1500 rpm. The NO_x, CO and HC emission were measured with non-dispersive infrared analysers (NDIR) (Make: HORIBA make Gas Analyser). The gas analyser was calibrated with standard gases and zero gas periodically. Experiments were conducted at the engine speed of 1500 rpm and at five engine loads. At each engine operating mode, experiments were carried out for the diesel (D100), diesel-dimethyl ether namely DDME50, DME100.

Table.2 Specification of the engine test rig

Numberof cylinders	1
Number of stroke	4 stroke
Compression ratio	17.5:1
Ratedpower	4.4kW
Cylinder bore anddiameter (mm)	87.5&110
Dynamometer	Eddycurrent
Ratedspeed	1500rpm
Fuels	Diesel
Typeofcooling	Aircooled

IV. RESULTS & DISCUSSION

Fig 3 – 6 depicts the various performance parameters of the compression ignition engine running with diesel and dimethyl ether blends. It can be observed that adding dimethyl ether blend with the diesel fuel gives out almost the same performance as running with diesel fuel. Hence dimethyl ether serves as a suitable alternate fuel to replace a significant amount of the conventional diesel fuel. It can also be observed from Fig 7 – 9 that significant amount of NOx and HC emissions are reduced with the use of dimethyl ether blends.



Fig. 2 Experimental test rig

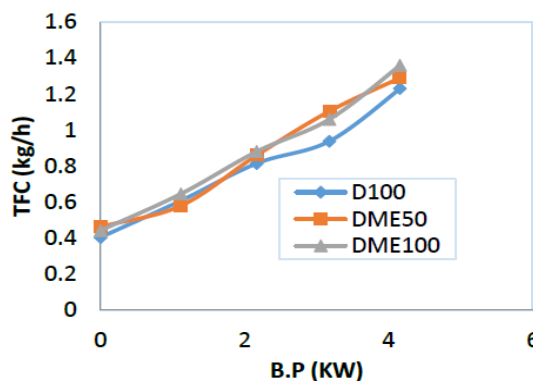


Fig. 3. Variation of total fuel consumption with brake power for DME blends

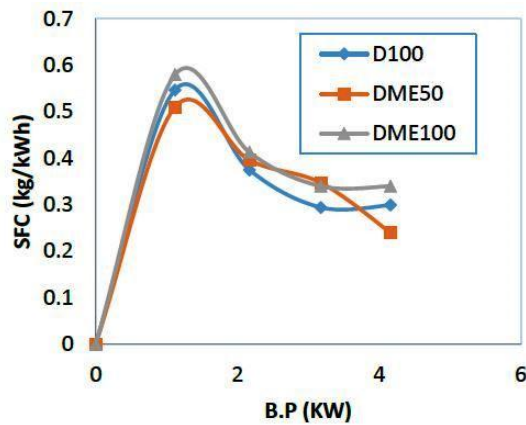


Fig. 4. Variation of specific fuel consumption with brake power for DME blends

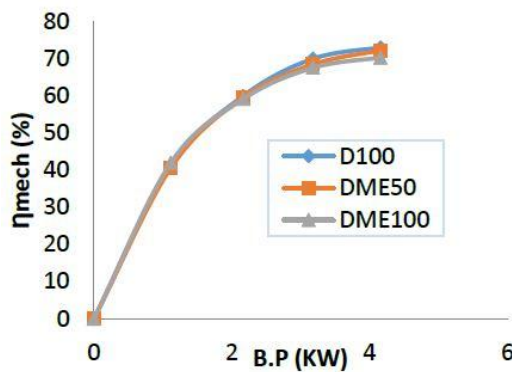


Fig. 5. Variation of mechanical efficiency with brake power for DME blends

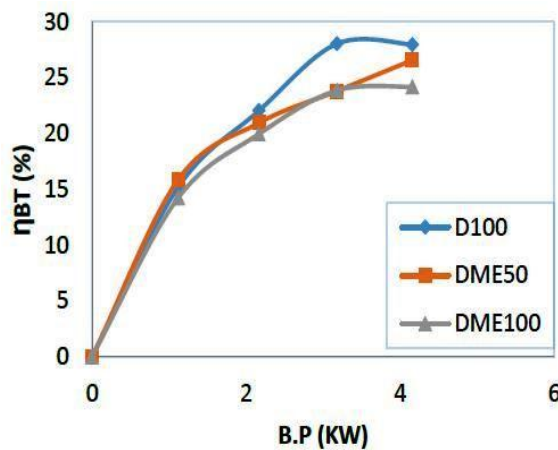


Fig. 6. Variation of brake thermal efficiency with brake power for DME blends

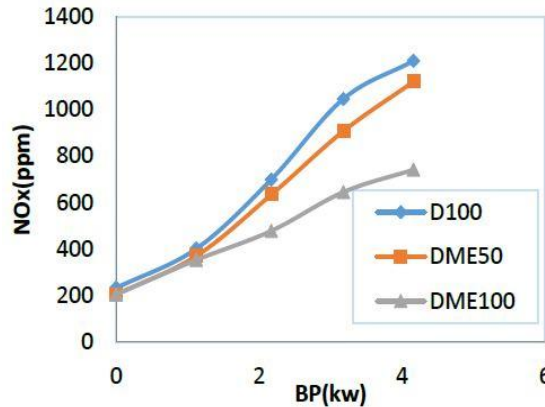


Fig. 7 Variation of NOx emissions with brake power for DME blends

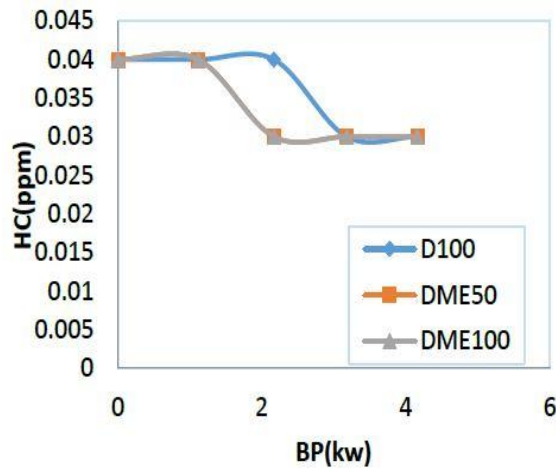


Fig. 8 Variation of HC emissions with brake power for DME blends

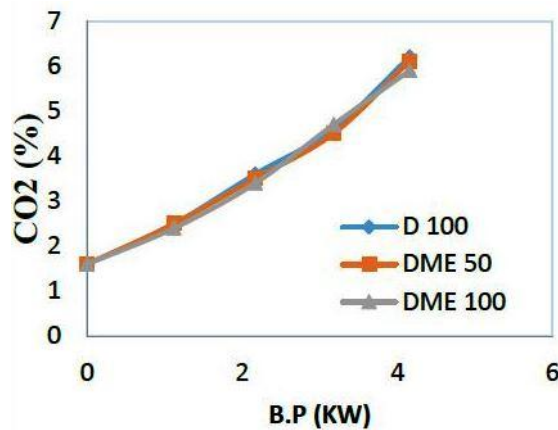


Fig. 9 Variation of CO2 emissions with brake power for DME blends

V. CONCLUSION

DME is the appearance of an excellent, efficient alternative fuel for use in a diesel engine, with almost smoke-free combustion. This is not only because of its low auto ignition temperature and its almost instantaneous vaporization when injected into the cylinder, but also because of its high oxygen content and the absence of C–C bonds in the molecular structure. With a properly designed DME injection and combustion system, nitrogen oxides (NO_x) emissions can also meet ultra-low emission vehicle (ULEV) limits.

REFERENCES

- [1] Verbeek RP, Van Doorn A, van Walwijk M. Global assessment of di-methyl ether as an automotive fuel. Second ed., 96.OR.VM.029.1/RV, TNO Road-Vehicles Research Institute; 1996.
- [2] Arcoumanis C. The second European Auto-Oil programme (AOLII). European Commission, vol. 2. Alternative Fuels for Transportation; 2000.
- [3] Fleisch TH, Meurer C. DME, The diesel fuel for the 21st Century? In: AVL conference engine and environment; 1995.
- [4] Verbeek R, Van der Weide J. Global assessment of di-methyl ether: comparison with other fuels. SAE Paper 971607; 1997.
- [5] Kapus PE, Cartellieri WP. ULEV potential of a DI/TCI diesel passenger car engine operated on di-methyl ether. SAE Paper 952754; 1995.
- [6] Basu A, Wainwright JM. DME as a power generation fuel: performance in gas turbines. In: PETROTECH-2001 conference; 2001.
- [7] Cocco D, Tola V, Cau G. Performance evaluation of chemically recuperated gas turbine (CRGT) power plants fuelled by di-methyl ether (DME). Energy 2005;31:1446–58.
- [8] Djebai Li N, Paillard C. Burning velocities of dimethyl ether and air. Combust Flame 2001; 125:1329–40.
- [9] Kapus P, Ofner H. Development of fuel injection equipment and combustion system for DI diesels operated on di-methyl ether. SAE Paper 950062, SAE Trans J Fuel Lubr 1995; 104(4):54–9.
- [10] Sorenson SC, Glensvig M, Abata D. Di-methyl ether in diesel fuel injection systems. SAE Paper 981159, SAE Trans J Fuel Lubr 1998; 107(4):438–49.
- [11] Teng H, McCandless JC, Schneyer JB. Thermo-chemical characteristics of di-methyl ether – an alternative fuel for compression-ignition engines. SAE Paper 2001-01-0154, SAE Trans J Fuel Lubr 2001; 110(4):96–106.
- [12] Edgar B, Dibble RW, Naegeli DW. Auto ignition of di-methyl ether and di-methoxy methane sprays at high pressures. SAE Paper 971677, SAE Trans J Fuel Lubr 1997; 106(4):625–639.
- [13] Francisco JS. On the competition between hydrogen abstractions versus C–O bond fission in initiating di-methyl ether combustion. Combust Flame 1999; 117:312–6.
- [14] Masterton WL, Slowinski EJ. Chemical principles. W.B. Saunders Company; 1997.
- [15] Alex Mills. Status and future opportunities for conversion of synthesis gas to liquid fuels. Fuel 1994; 73:1243–79