

Leaf disease Detection and Climatic Parameter Monitoring of Plants Using IoT

Dr. G. H. Agrawal¹, Prof. S. G. Galande², Shalaka R. Londhe³

Assistant Professor and P.HD Scholar, Department of E & TC Engineering, KDKCE, Nagpur, Maharashtra, India²

Associate Professor and P.HD Scholar, Department of E & TC Engineering, PREC, Loni, Maharashtra, India²

P.G. Student, Department of E & TC Engineering, PREC, Loni, Maharashtra, India³

ABSTRACT: In agribusiness exploration of programmed checking of diverse parameters alongside leaf malady recognition is imperative examination subject as it may demonstrate advantages in controlling substantial zone of yields, and subsequently this framework naturally identify side effects of sickness when they show up on plant clears out. The term leaf infection is typically utilized just for devastation of live and sound takes off. This paper gives thought regarding estimation of diverse climatic parameters of plant and investigation of leaf sickness discovery utilizing picture handling and sends the whole data over web by method for term IoT. Web of Things (IoT) expects to stretch out Internet to huge number of dispersed gadgets by characterizing standard, interoperable correspondence convention. The real goal of Internet of Things (IoT) is to make a keen situation utilizing empowering advances, for example, sensors, inserted gadgets, and correspondence conventions. For result reason grape plant is picked in certain framework. Creating Grape is an overwhelming errand as the plant is presented to the assaults from different small scale life forms, bacterial maladies and irritations. The side effects of the assaults are generally recognized through the leaves, stems or organic product examination. That is the reason leaf ailment location of grape plant is picked in this framework.

KEYWORDS: IoT, Zigbee module, WSN, Leaf disease severity

I. INTRODUCTION

In India around 70% of the populace wins its employment from farming. Regardless it gives business to the general population in our nation. It satisfies the essential need of individuals and creatures. It is an imperative wellspring of crude material for some agro based businesses. India's geological condition is extraordinary for farming in light of the fact that it gives numerous good conditions. There are plain ranges, ripe soil, long developing season and wide variety in climatic condition and so forth. Aside from extraordinary geological conditions, India has been reliably using so as to try imaginative endeavors science and innovation to expand creation. Agribusiness has been one of the essential occupations of man subsequent to ahead of schedule civic establishments and even today manual intercessions in cultivating are inescapable. India is positioning second in homestead yield. Observing and controlling the horticulture is a critical assignment for the ranchers as they need to consistently give consideration on harvest development for better yield. In this manner proposed framework comprises the remote estimation and controlling of distinctive natural parameters of field over the web. These parameters can be automated by certain system compositional outline techniques and applying ZigBee correspondence measures. The information transmission of shrewd detecting gadgets enlarged with ZigBee over the web should be possible by coordinating a PC or portable PC with Wireless zigBee system. In a ZigBee system, end gadgets gather and forward information to a facilitator and after that ZigBee convention. S.D.T. Kelly et al. have introduced the idea of IoT in 2013 in IEEE paper "Towards the Implementation of IoT for Environmental Condition Monitoring in Homes" for mechanization purposes in homes. With the progressions in Internet advances and Wireless Sensor Networks (WSN), another pattern in the period of omnipresence is being figured it out. Huge increment in clients of Internet and changes on the internetworking innovations empower systems administration of regular articles [1]. Same idea is utilized here just contrast is that rather than home mechanization here we proposed farming computerization. "The Internet's Evolution of Things", Strategic promoting Texas Instruments, white paper composed by Jim Chase investigated further on IOT which demonstrates that the IoT makes an astute, undetectable system fabric that can be detected, controlled and modified. IoT-empowered items utilize installed

International Journal of Innovative Research in Science, Engineering and Technology

(An ISO 3297: 2007 Certified Organization)

Vol. 4, Issue 10, October 2015

innovation that permits them to impart, straightforwardly or by implication, with one another or the Internet [2]. Sanjay B. Patil et al. in paper "Leaf Disease Severity Measurement Using Image Processing" in 2011 have proposed a picture preparing technique for leaf infection district distinguishing proof. In that sugarcane poo is chosen for exploratory result. We have executed same idea of picture handling in which 4 fundamental steps included viz. picture securing, picture division, leaf locale division, sickness district division [3]. Narvekar et. al [4] proposed framework examines the compelling path utilized as a part of performing recognition of grape sicknesses through leaf highlight assessment in paper, "Grape Leaf Diseases Detection and Analysis utilizing SGDM Matrix Method". Leaf picture is caught and proposed to focus the wellbeing status of every plant. Plant malady finding is a workmanship and in addition science. The determination process (i.e. acknowledgment of indications and signs), is intrinsically visual and requires instinctive judgment and in addition the utilization of logical routines. Photographic pictures of indications and indications of plant's infections utilized widely to improve portrayal of plant ailments are precious in examination, diagnostics and so forth [4].

II. RELATED WORK

Ailments are hindrance to the ordinary condition of the plant that alters or intrudes on its basic capacities, for example, photosynthesis, transpiration, fertilization, preparation, germination and so on. These infections are created by pathogens viz., organisms, microscopic organisms and infections, and because of antagonistic natural conditions. Thusly, the early stage determination of plant sickness is an imperative errand. Its answering to the relating individual or rancher is likewise just as essential. For this reason web of Things idea is utilized here. The term Internet of Things was initially authored by Kevin Ashton in 1999 in the connection of store network administration. The expansion of gadgets with communicating–actuating abilities is bringing closer the vision of an Internet of Things, where the detecting and incitation works flawlessly mix out of spotlight and new capacities are made conceivable through access of rich new data sources. The advancement of the cutting edge versatile framework will rely on upon the clients' innovativeness in planning new applications. IoT is a perfect providing so as to rise innovation to impact this area new advancing information and the required computational assets for making progressive applications.

Our framework points mostly isolated into two sections viz. implanted framework for ecological parameter checking, picture handling and IoT. Among that leaf malady discovery is performed by taking leaf pictures by web camera i.e. image handling is ruined that. Ailment seriousness is the testing's territory unit or leaf demonstrating side effects of illness .It is frequently communicated as a rate or extent. The sickness seriousness of the plant leaves is measured by the injury region and leaf region proportion utilizing picture handling technique.

There are four main steps for image processing on leaf as shown bellow.

- **Image Capturing:** Spotted leaves are taken for this study. Images are taken in controlled environment and are stored in the JPEG format.
- **Leaf Image Segmentation:** Image segmentation is the important step to separate the different regions with special significance in the image.
- **Actual Leaf region Segmentation:** Input image is first converted into gray scale image. Since image is taken in controlled environment placing diseased leaf on the white background, it makes large difference in gray values of two groups, object and background.
- **Leaf Disease region segmentation:** Segmentation of region with spots is done here. For success of experiment it is necessary to segment the disease region accurately.

Disease management is a challenging task. Mostly diseases are seen on the leaves or stems of the plant. Precise quantification of these visually observed diseases, pests, traits has not studied yet because of the complexity of visual patterns. Hence there has been increasing demand for more specific and sophisticated image pattern understanding. We propose an image-processing-based solution for the automatic leaf diseases detection and classification according to the environmental factors.

The System is combination of three different fields viz. embedded system, image processing and wireless networking part for IoT as shown in fig.1. System consists of clusters of sensors, collecting different types of data, regarding the

International Journal of Innovative Research in Science, Engineering and Technology

(An ISO 3297: 2007 Certified Organization)

Vol. 4, Issue 10, October 2015

field. The data transmission of smart sensing devices connected with ZigBee network. Matlab software is used for detection of leaf images. For study purpose we have considered Grapes leaves and diseases associated with it. After image processing part result is sent via matlab to our e-mail account. Which consist current environmental factors, if there is any spot or hole on leaf then its name, its causes and its control measures etc. The remote measurement and controlling of different soil parameters along with leaf diseases detection over the Internet can be mechanized in this system. System consists of clusters of sensors, collecting different types of data, regarding the field. The data transmission of smart sensing devices connected with ZigBee network. In a ZigBee network, end devices collect and forward data to a coordinator.

Block diagram of the system consists of 4 different types of sensors, two zigbee s1 modules, arduino board, LCD display, personal computer or laptop, web camera and plant leaves which are shown in fig. 1. There is a wireless communication between two zigbee modules. Sensors senses climatic parameters and gives information to the arduino which process on that further and displays values on LCD display. Matlab performs function on image processing part and gives result for web display.

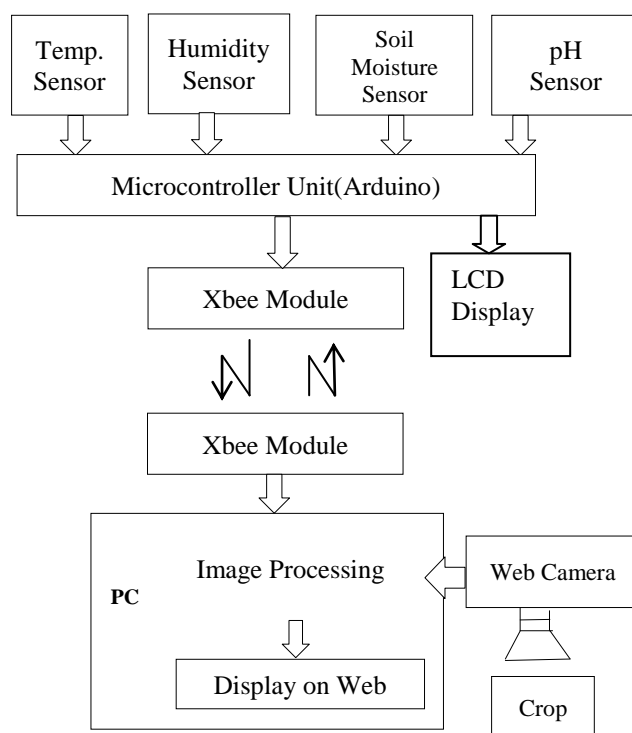


Fig1. Complete block diagram of a system

III. SOFTWARE DESCRIPTION

Software used:

In proposed system we need to use two software which are:

- Matlab r2013a
- Arduino 1.0.6 software.

International Journal of Innovative Research in Science, Engineering and Technology

(An ISO 3297: 2007 Certified Organization)

Vol. 4, Issue 10, October 2015

A. Matlab software:

Here matlab software is used for leaf disease detection i.e. Image processing as well as for sending e-mail of result to our e-mail id. So we used matlab r2013a version for programming part of image processing for a part of leaf diseases detection. The image processing toolbox is a collection of functions that extend the capability of the matlab numeric computing environment. The toolbox supports a wide range of image processing operations. For sending e-mail via matlab is a simple on command by which mail is directly send to the e-mail id written in matlab code.

B. Arduino 1.0.6 software:

The Arduino integrated development environment (IDE) is used for the Processing programming language and the Wiring projects. It includes a code editor with features such as syntax highlighting, brace matching, and automatic indentation. Arduino 1.0.6 version is used here for interfacing purpose. It is also capable of compiling and uploading programs to the board with a single click. Arduino programs are written in C or C++.

IV. EXPERIMENTAL RESULTS

Results of embedded hardware which shows all recent values of different environmental parameters like temperature, humidity, soil pH and soil moisture level are continuously displayed on the 20X4 LCD display with its units. Same data is sent to the PC by means of Zigbee network.

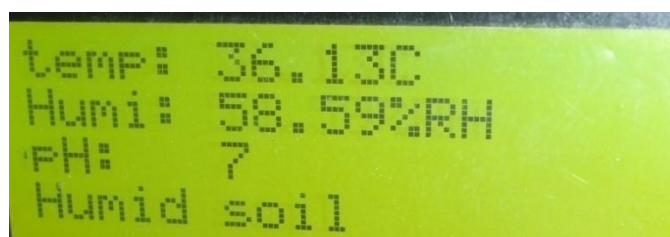


Fig. Results on LCD Display

For test setup we can pick any plant like grape, mango or cucumber or any vegetable plant like tomato and so forth. After consumption of picture preparing part rather than just foreseeing that whether leaf malady is discovered or not, the name of that illness is likewise decided. For that we have catch picture of leaf by live web camera and contrast that leaf and pictures put away in Matlab one by one. When it matches with specific one then comparing sickness name and its reasons which are as of now spared as with few lines are send as email id given in Matlab program. For instance, on the off chance that we take grape plant for exploratory reason. Consider after leaf picture of grape plant which is as of now put away in Matlab along its comparing malady name, its reasons and control measures. On the off chance that we take same leaf picture from webcam and run the Matlab program then all momentum ecological parameters and ailment name alongside its essential data is sent to our email id. Some specimen leaves are demonstrated cry alongside its picture, related sickness, its reasons and control measures to avoid it which are straightforwardly get us on our mail-id.

International Journal of Innovative Research in Science, Engineering and Technology

(An ISO 3297: 2007 Certified Organization)

Vol. 4, Issue 10, October 2015



Fig. 2 Normal leaf




Fig.3 Downy mildew

Message: Disease found is downy mildew caused due to low temp. range: 11°C -26°C

High Humidity: above 80% RH

High Soil moisture level due to rain fall.

In order to control this spray with fungicides like Bordeaux mixture (1%), Copper Oxychloride (0.2%), Mancozeb (0.2%), Metalaxyl (0.2%) or Fosetyl Al (0.2%) should apply.



Fig. 4 Powdery mildew

International Journal of Innovative Research in Science, Engineering and Technology

(An ISO 3297: 2007 Certified Organization)

Vol. 4, Issue 10, October 2015

Message: Disease found is powdery mildew caused due to-
Moderate temp. range: 20°C -28°C,
Moderate Relative Humidity Range:60 % - 80% RH
Low Soil moisture level.

In order to control this spray of Wettable Sulphur (1.5kg/200 litres of water) should give at the morning time for better result.

V. CONCLUSION

We have actualized a framework which indicates usage for Internet of Things utilized for observing general climatic parameters conditions by method for minimal effort, effectively accessible detecting framework. The depiction about the incorporated system building design and the interconnecting components for solid estimation of parameters by savvy sensors and transmission of information through web is being displayed in straightforward dialect. By surveying past writing we came to realize that there is have to advise rancher about wellbeing state of his field specifically by means of web so all outcomes are straightforwardly sent to agriculturist through send letters charge in Matlab.

REFERENCES

- [1] S.D.T. Kelly, N.K. Suryadevara and S.C. Mukhopadhyay, FIEEE, "Towards the Implementation of IoT for Environmental Condition Monitoring in Homes", 2013 IEEE.
- [2] Jim Chase, "The Evolution of the Internet of Things", Strategic marketing Texas Instruments, white paper.
- [3] Sanjay B. Patil, Dr. Shrikant K. Bodhe, "Leaf Disease Severity Measurement Using Image Processing", International Journal of Engineering and Technology Vol.3 (5), 2011, 297-301.
- [4] PradnyaRavindraNarvekar, Mahesh ManikKumbhar, S. N. Patil, "Grape Leaf Diseases Detection & Analysis using SGDM Matrix Method", International Journal of Innovative Research in Computer and Communication Engineering (An ISO 3297: 2007 Certified Organization) Vol. 2, Issue 3, March 2014.
- [5] S. Arivazhagan, R. NewlinShebiah*, S. Ananthi, S. Vishnu Varthini, "Detection of unhealthy region of plant leaves and classification of plant leaf diseases using texture features", AgricEngInt: CIGR Journal Open access at <http://www.cigrjournal.org> Vol. 15, No.1, pp.211-217, March 2013.
- [6] IoT primer, "The Internet of Things: Making sense of the next mega-trend", Equity Research, September 3, 2014.
- [7] JayavardhanaGubbi, RajkumarBuyyab, SlavenMarusic, MarimuthuPalaniswami, "Internet of Things (IoT): A vision, architectural elements, and future directions", Future Generation Computer Systems 29 (2013) 1645–1660
- [8] Arti N. Rathod, BhaveshTanawal, Vatsal Shah, " Image Processing Techniques for Detection of Leaf Disease", International Journal of Advanced Research in Computer Science and Software Engineering, Volume 3, Issue 11, November 2013.
- [9] G. V. Satyanarayana, SD.Mazaruddin, "Wireless Sensor Based Remote Monitoring System for Agriculture Using ZigBee and GPS", Conference on Advances in Communication and Control Systems 2013 (CAC2S 2013).
- [10] Karthikeswari M, Mithradevi P, "Automated Irrigation System In Agriculture
- [11] Using Wireless Sensor Technology", International Journal of Advanced Research in Electrical, Electronics and Instrumentation Engineering Vol. 3, Issue 12, December 2014.
- [12] Gracon H. E. L. de Lima, Lenardo C. e Silva, Pedro F. R. Neto, "WSN as a Tool for Supporting Agriculture in the Precision Irrigation", Sixth International Conference on Networking and Services, 2010.
- [13] CharithPerera, ArkadyZaslavsky, Chi Harold Liu, Michael Compton, Peter Christen, and DimitriosGeorgakopoulos, "Sensor Search Techniques for Sensing as a Service Architecture for the Internet of Things", IEEE SENSORS JOURNAL, VOL. 14, NO. 2, FEBRUARY 2014.
- [14] Andrew Teubes ,Viticulural Consultant, "Nutrient Requirements For Grapevines".
- [15] SyeLoongKeoh, Sandeep S. Kumar, and HannesTschofenig, "Securing the Internet of Things: A Standardization Perspective", IEEE INTERNET OF THINGS JOURNAL, VOL. 1, NO. 3, pp. 265-275, JUNE 2014.