

# Effect of Vibration on the Health of Driver of Three Wheeler Using ISO 2631

Rajratna M. Kharat<sup>1</sup>, Amol P. Bawane<sup>2</sup>, Yogesh S. Mundada<sup>3</sup>, Mangesh A. Mahamune<sup>4</sup>

Assistant Professor, Department of Mechanical Engineering, PLITMS Engineering College, Buldana, Maharashtra, India<sup>1,2</sup>

Lecturer, Department of Mechanical Engineering, PLITMS Engineering College, Buldana, Maharashtra, India<sup>3,4</sup>

**ABSTRACT:** In general three wheeler vehicles are one of the popular vehicle in city transport. three wheeler vehicles are exposed to vibrations due to irregular surface of roads. This affects the health as well as discomfort of the driver and passengers. The oscillations are transferred into the body of driver and passenger through the body tissues, organs and systems of the individual causing various effects on the structures within the body before it is dampened and dissipated. From literature survey reveals that vibrations are most hazardous to the health if it exceeds the limit. In the present work the experimental analysis is carried out. To measure the magnitude of the vibrations acting on driver as well as passenger for the different road profile at different speed. The methodology adopted is as per the International Organization for Standardization (ISO) guidelines for whole body vibration (WBV) exposure having frequency ranges from 0 to 100 Hz. The study emphasis on vibration tests for different road and speed conditions by referring, ISO 2631 and human comfort charts

**KEYWORDS:** FFT analyzer, ISO-2631, acceleration level.

## I. INTRODUCTION

All vehicles are exposed to vibrations because of unevenness of the road or soil Profile, moving elements within the machine. Increased vehicle speed and engine capacity produce a lot of vibration problems which affects the vehicle life span. This has also resulted in increased number of people getting affected by whole-body vibrations during transportation. These vibrations are known to have effects such as sensory responses like discomfort, injuries and health issues. Human response to whole body vibration is very complex and nonlinear in nature. There are a number of standards which provide guidelines for measurement and evaluation of whole-body vibration such as ISO 2631 or BS 6841.[2]

The vibrations generated in three wheeler vehicle produce Mechanical Damage, Physiological Response, & Subjective Responses to humans. Human Engineering deals with various effects of vibrations on the different parts of human body. The present paper highlights the effect of vehicle vibration on human body. This data is also useful in vehicle design & dynamic analysis of vehicle. [5]

The vehicle vibration produces physiological effect on humans. The evidence suggest that short time exposure to vibration causes small physiological effects such as increase in heart rate, increase in muscle tension long term exposure to vibration causes effects such as disk to spine & effects on digestive system peripheral veins & the female reproductive organ. [5]

When spring supported mass such as that of a motor vehicle chassis is given an impulse, it is set in to vibratory motion & it keeps on vibrating until the energy of the impulse completely dies out in overcoming damping forces. There are different sources of vibration of vehicle i.e. road roughness, the unbalance of the engine, whirling of shafts the cam forces & tensional fluctuations etc.

Depending upon the cause the vibration may be free or forced. The free vibration may occur when the vehicle passes over an isolated irregularity in the road surface, which may die off as a result of dissipation of energy in damping. Then

# International Journal of Innovative Research in Science, Engineering and Technology

(An ISO 3297: 2007 Certified Organization)

Vol. 5, Issue 4, April 2016

the forced vibration may result when disturbances occur persistently such as passing over obstacles on a proving road. In this case even if there may be damping, the vibration may persist & build up an undesirable level. [5]

## II. EXPERIMENTAL METHODOLOGY

The whole experiment was conducted with a three wheeler on different road profiles having different road conditions in Pune, India. Out of three road conditions firstly rough road is selected on each road; three speed conditions are selected (10 kmph, 20 kmph, 30Kmph). Then on rough road three wheeler is run for constant speed of 10 Kmph and then readings are taken. After this the readings are taken for 20 kmph & 30 Kmph. Then same procedure is follow for next road conditions. The driver had driven the three wheeler on the road profile having rough, urban road condition and Bumpy road condition .Two minutes of vibration data were recorded by FFT analyzer while operating the vehicle as shown in fig 1. The data for particular time span is selected and graphs are plotted with the help of MS – excel Software. Finally these graphs are used for analysis work.



Fig.1 Experimental Setup

The bellow fig. 2 shows that it is rough road on this road condition different readings are taken at different speed conditions which have been already explained in experimental methodology.



Fig.2 Rough road Condition

The bellow fig. 3 show that it is urban road i.e. town road condition, on this road different readings are taken at different speed conditions and the road is smooth so reading obtained are efficient than rough road condition.

# International Journal of Innovative Research in Science, Engineering and Technology

(An ISO 3297: 2007 Certified Organization)

Vol. 5, Issue 4, April 2016



Fig.3 Urban road condition

The bellow fig. 4 show that it is bumpy road i.e. irregular type road condition, on this road different readings are taken at different speed conditions and the road is agitated so reading obtained are not efficient than rough road condition.



Fig.4 Bumpy road condition

### III. RESULT

#### A. Effect of Speed Condition on Acceleration Level of Vibration

For analyzing effect of speed condition on acceleration level, speed condition of vehicle is taken on x-axis & acceleration level corresponding to that speed is taken on Y-axis & then graphs are plotted with MS – excel Software. By observing fig. 5, it is clear that the acceleration level for three wheeler vehicle increases from 10 to 20 kmph & then decreases as speed increases for state highway. Change in acceleration level is slowly decreased as speed increases.

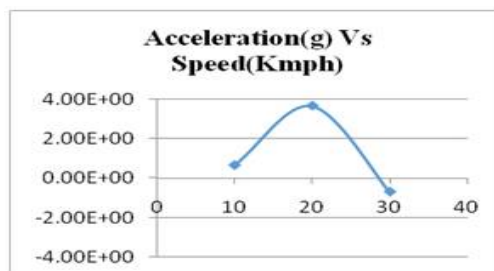


Fig.5 Acceleration(g) Vs Speed(Kmph)

# International Journal of Innovative Research in Science, Engineering and Technology

(An ISO 3297: 2007 Certified Organization)

Vol. 5, Issue 4, April 2016

fig. 6 shows that the graphical representation in between time and acceleration. The acceleration level is on y-axis and time is on x- axis

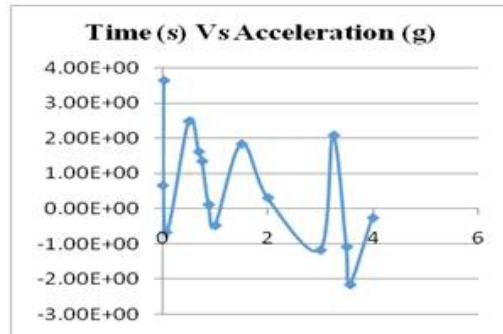
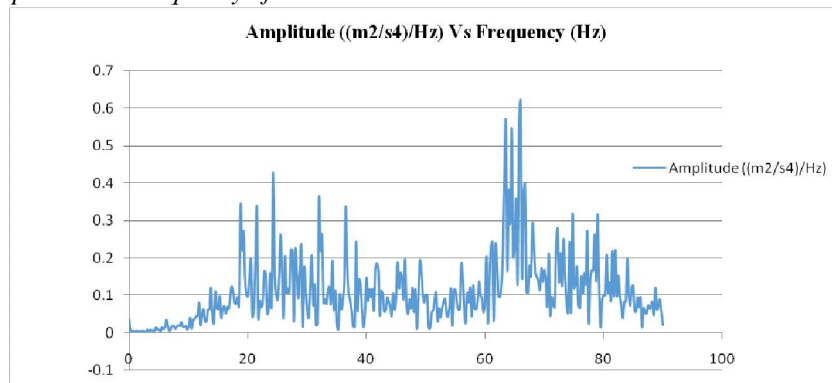


Fig.6 Time (s) Vs Acceleration (g)

## B. Effect of Amplitude on Frequency of Vibration



Above fig. is shows that the power spectral density of vibration and It is observed form ISO 2631 (table 1) the critical range-affecting humans. For analyzing the effects of acceleration levels of vibrations on humans, Fig. 5 gives the acceleration level for rough road at speed 30 kmph. For urban roads the acceleration levels are from 0.06 to 0.4 therefore the driver sitting in Three wheeler feels fairly uncomfortable.

Vibration	Reaction
Less than 0.315m/s <sup>2</sup>	Not uncomfortable
0.315 to 0.63 m/s <sup>2</sup>	A little uncomfortable
0.5 to 1 m/s <sup>2</sup>	Fairly uncomfortable
0.8 to 1.6 m/s <sup>2</sup>	uncomfortable
1.25 to 2.5 m/s <sup>2</sup>	Very uncomfortable
Greater than 2 m/s <sup>2</sup>	Extremely uncomfortable

Table 1: Range for Comfort

# International Journal of Innovative Research in Science, Engineering and Technology

(An ISO 3297: 2007 Certified Organization)

Vol. 5, Issue 4, April 2016

## IV. CONCLUSION

The experimentation is carried out to study effects of vehicle vibration on humans through vibration analysis and feasibility of it, practically investigated. The vibration Spectrum obtained for different speed are presented in figure 6 and based on acceleration level following conclusion are drawn

1. As road condition varies rough to smooth the acceleration level decreases,
2. For rough road condition the acceleration levels are higher therefore the man seating in vehicle feels very uncomfortable
3. For rough roads if the driver is exposed more than 90 to 120 minutes he will feel uncomfortable.

## ACKNOWLEDGMENT

The author gratefully acknowledges for the valuable suggestion by Prof. K.R. Sonattake (H.O.D.-Mechanical Engineering) and also by Prof. S. J. Parihar and special thanks Dr. P.M. Jawandhiya (Principal) for their extreme support to complete this assignment.

## REFERENCES

- [1] Stephan Milosavljevic , Frida Bergman , Borje Rehn , Allan B. Carman "All-terrain vehicle use in agriculture: Exposure to whole body vibration and mechanical shock " Elsevier, Applied Ergonomics, 41 (2010) pp.530–535.
- [2] ISO 2631-1 Second Edition 1997 – Mechanical Vibration and Shock – Evaluation of Human Exposure to Whole Body Vibration.
- [3] Rebecca Wolfgang, Robin Burgess-Limerick "Whole-body vibration exposure of haul truck drivers at a surface coal Mine" Elsevier, Applied Ergonomics, 45 (2014) pp. 1700 -1704
- [4] Ornwipa Thamsuwan Ryan P. Blood , Randal P. Ching , Linda Boyle , Peter W. Johnson "Whole body vibration exposures in bus drivers: A comparison between a high-floor coach and a low-floor city bus" International Journal of Industrial Ergonomics, 43 (2013) pp.9 - 17
- [5] Harris, C. M., "Shock and Vibration Handbook", 5 th Edition, McGraw Hill Pub., New York, pp. 44.1-20
- [6] Jaimon Dennis Quadros, Suhas, Vaishak N.L, Shilpa. B "Study of vibration and its effects on health of a two wheeler rider" IJRET, Volume-2, Issue 08 | Aug-2013
- [7] Gourav.P.Sinha, P.S.Bajaj "Vibration analysis of hero honda vehicle" IJMPE, Volume-2, Issue 2 Feb-2014
- [8] Vikas Kumara, V.H. Saranb and Veeresalingam Guruguntla " Study of Vibration Dose Value and Discomfort due to Whole Body Vibration Exposure for a Two Wheeler Drive" Proc. of the 1st International and 16th National Conference on Machines and Mechanisms (iNaCoMM2013), IIT Roorkee, India, Dec 18-20 2013
- [9] Hsieh-Ching Chen , Wei-Chyuan Chen , Yung-Ping Liu , Chih-Yong Chen , Yi-Tsong Pan "Whole-body vibration exposure experienced by motorcycle riders – An evaluation according to ISO 2631-1 and ISO 2631-5 standards" International Journal of Industrial Ergonomics, 2009, pp. 708-178
- [10] M K Naidu, S Srinivasa Rao and T Tejesh "Ride Analysis of Three Wheeled Vehicle Using MATLAB/Simulink " AMAE Int. J. on Manufacturing and Material Science, Vol. 02, No. 01, May 2012
- [11] Min-Soo PARK, Takabumi FUKUDA, Tae-gu KIM and Setsuo MAEDA, "Health Risk Evaluation of Whole-body Vibration by ISO 2631-5 and ISO 2631-1 for Operators of Agricultural Tractors and Recreational Vehicles" J-STAGE April 5, 2013
- [12] Shivakumara BS, Sridhar V, "Study of vibration and its effect on health of the motorcycle rider" Online Journal of Health and Applied Science, Volume 9, Issue 2, Apr-Jun 2010

## BIOGRAPHY



I have been working as a Assistant professor in Department of Mechanical Engineering in PLITMS Buldana, Maharashtra, India. I have completed M.E. in Mechanical Design Engineering in 2015 from Dr. D.Y. Patil College of Engineering Pimpri. Pune, I have published and present 4 papers.



I have been working as a Assistant professor in Department of Mechanical Engineering in PLITMS Buldana, Maharashtra, India. I have completed M.E. in CAD/CAM Engineering in 2015 from PLITMS Buldana. I have Published 2 paper.

## International Journal of Innovative Research in Science, Engineering and Technology

*(An ISO 3297: 2007 Certified Organization)*

**Vol. 5, Issue 4, April 2016**



I have been working as a Lecturer in Department of Mechanical Engineering in PLITMS Buldana, Maharashtra, India. I am Pursuing my Post- Graduation in CAD/CAM Engineering From PLITMS Buldana.



I have been working as a Lecturer in Department of Mechanical Engineering in PLITMS Buldana, Maharashtra, India. I am Pursuing my Post- Graduation in CAD/CAM Engineering From PLITMS Buldana.