

An IOT based Water Supply Monitoring and Controlling System with Theft Identification

Pranita Vijaykumar Kulkarni¹, Mrs. M. S. Joshi²

P.G. Student, Department of Electronics and Communication Engineering, Marathwada Institute of Technology
Aurangabad, India¹

Associate Professor, Department of Electronics and Communication Engineering, Marathwada Institute of Technology
Aurangabad, India²

ABSTRACT: Water is the most precious and valuable because it's a basic need of all the human beings but, now a days water supply department are facing problem in real time operation this is because less amount of water in resources due to less rain fall. With increase in Population, urban residential areas have increased because of this reasons water has become a crucial problem which affects the problem of water distribution, interrupted water supply, water conservation, water consumption and also the water quality so, to overcome water supply related problems and make system efficient there is need of proper monitoring and controlling system. In this project, we are focusing on continuous and real time monitoring of water supply in IOT platform. Water supply with continuous monitoring makes a proper distribution so that, we can have a record of available amount of water in tanks, flow rate, abnormality in distribution line. Internet of things is nothing but the network of physical objects embedded with electronics, sensors, software, and network connectivity. Monitoring can be done from anywhere as central office. Using Adafruit as free sever data continuously pushed on cloud so we can see data in real time operation. Using different sensors with controller and raspberry pi as Mini computer can monitor data and also control operation from cloud with efficient client server communication.

KEYWORDS: Raspberry pi, Arduino Nano, Water level sensor, Flow sensor, Turbidity sensor, GSM, Solenoid valves, motors, Relays

I. INTRODUCTION

According to recent survey, water has become a big issue because of less rain fall, increase in population many cities are facing this problem people have to suffer from this problem they don't have sufficient amount for their daily needs. Due to lack of monitoring water can't be supplied properly, some areas in city get water while other some areas can't so, there is a need of continuous monitoring, water supply scheduling and proper distribution another problems are excessive consumption, overflow of tanks, leakage in pipeline ,interrupted water supply. Water is a basic need of every human being everyone has to save the water many a times with lack of monitoring ,overflow of these overhead tanks can occur because of this lots of water get wasted, another thing because of overflow in the pipelines with more pressure there is possibility of pipeline damage, leakage detection is one more problem all these problems are because of lack of monitoring, manual work, less man power, Before implementing this project I have taken a survey of Aurangabad city and field survey to understand water supply distribution and related problems with the system, after taking a survey I observe that all the work is manual and need a better technology to make proper distribution. By focusing on problems in traditional methods our system design and develop a low cost embedded system device for real time monitoring of water distribution system in Internet of things (IOT) platform. IOT is a world where billions of objects can sense, communicate and share information, all interconnected over public or private Internet Protocol (IP) networks. These interconnected objects have data regularly collected, analysed and used to initiate action, providing a wealth of intelligence for planning, management and decision making.

International Journal of Innovative Research in Science, Engineering and Technology

(An ISO 3297: 2007 Certified Organization)

Vol. 5, Issue 9, September 2016

II. PROPOSED SYSTEM

Before explaining the proposed system let us give how water flows into the taps in houses. Cities usually source water from rivers, lakes, and ground water reservoirs. From these water sources, the water is pumped from pump houses into treatment plants through pipes. Water is cleaned at the treatment plant and from there it is piped into reservoirs. The reservoir is the storehouse for the treated water. Water is pumped from these reservoirs to the overhead tanks spread across the city. The water then gets distributed to houses and factories through a network of pipes working on gravitational force. In some cases, the water is directly supplied from the reservoirs to the houses. As all the cities are working on a smart city concept, our system focus on, Internet of things which is new scenario to make city as a smart city with different application. Main objective to implement this project is to design and develop a low cost reliable and efficient technique to make proper water distribution by continuous monitoring and also controlling it from a central server so that we can solve water related problems. Proposed system consist of a Raspberry pi used as mini computer, different sensors such as water level sensor, flow sensor, and turbidity sensors are used. Arduino collects the data from sensors and send it raspberry pi. This system solves problem of Overflow, over consumption, Quality of water and makes a proper distribution. Continuous monitoring and controlling from a central server is possible using this system.

III. RELATED WORK

System consists of Raspberry pi, Arduino, level sensor, flow sensor, turbidity sensor, GSM module each block is explained below. We are working on a Prototype model. Following block schematic diagram shows hardware used in system.

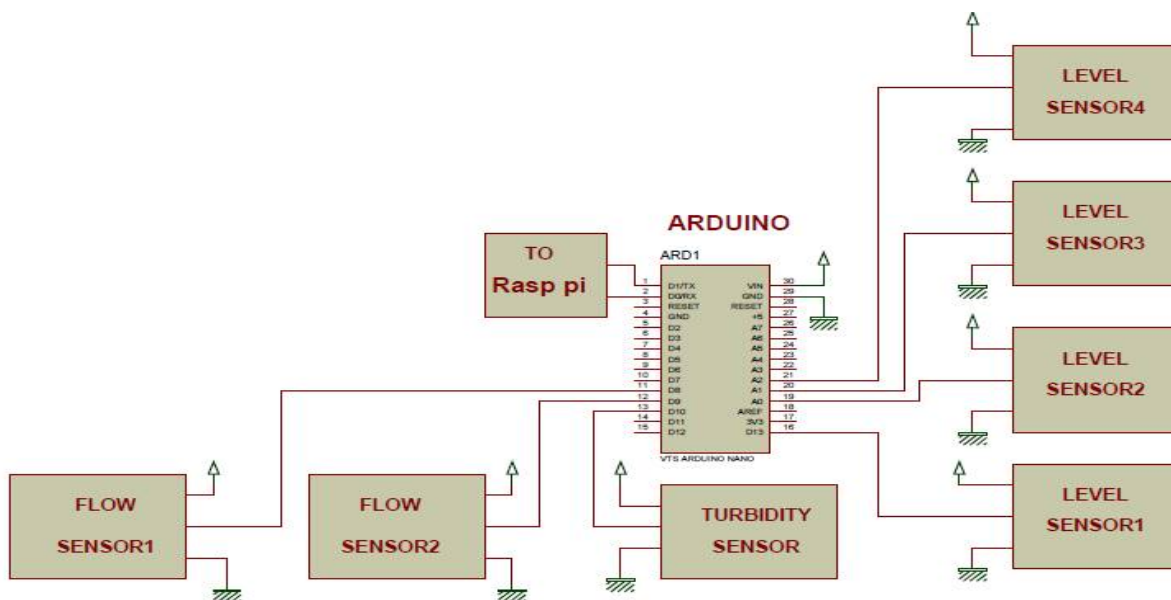


Fig .1Block schematic diagram of a system

Raspberry pi is a low cost small and portable size of computer board it has a high performance powerful processor its main core language is raspbian OS can also develop script or program using python language. Raspberry pi 2 has CPU 900 MHz BCM2836 quad-core ARM Cortex-A7 Memory,1GB RAM, It has a 40 pin GPIO connector, micro SD. Purpose of using raspberry pi is an IOT. Raspberry is compatible with IOT. All the data collected from arduino is connected with a raspberry pi and it process continuously and push data on cloud. The Arduino Nano is a microcontroller board based on the ATmega328 it is a 8 bit microcontroller has 14 digital input/output pins (of which 6 can be used as

International Journal of Innovative Research in Science, Engineering and Technology

(An ISO 3297: 2007 Certified Organization)

Vol. 5, Issue 9, September 2016

PWM outputs. Using we are going to collect a data from sensors here, level sensors are connected to analog i/p and flow sensors are connected to digital i/p pins are used. Water flow sensor consists of a plastic valve body with a water rotor it uses a pinwheel sensor to measure how much liquid has moved through, water flows through the rotor rolls, speed changes which outputs the corresponding pulse Signal. Flow rate measured in Liters/sec/min/hour. By counting the pulses from the output of the sensor, can easily track fluid movement. Flow rate in our project flow rate is calculated in ml/sec. Turbidity sensor measure the amount of suspended particles, or turbidity in the water. If the Soil level increases transmitted light decreases Turbidity sensors are used to check quality of water.

Level sensor is designed so that, each sensor gives information in 4 levels for two different tanks It helps to sense the level of water present in the overhead tank or sump. As the float rises or falls with level of water in the tank, gets activated . GSM (Global System for Mobile communications) is a cellular network, operate in the 900 MHz or 1800 MHz bands. Here GSM is used to trigger a message when there is no water in line or if there is abnormality or theft occurred in water supply line. Solenoid valve is a electromechanically operated valve. Solenoid valve also known as an electrically operated valve is an automatic valve which serves the purpose of removing manual handling. These valves are used at pipeline to supply water with automatic ON off control. We can automatically operate valves and supply water when it is needed it reduces manual work. Relays are used to drive solenoid valves. One 18w and two 19 w Submersible motor are used which has 230v AC supply. Pump On off system made automatic by programming. this motor is used in the ground sump to supply water to overhead tanks. These motors are operated through relay. 16*2 LCD is connected with a Raspberry pi to display data locally. It shows all the parameters readings.

Software:

The programming language used in this project is PYTHON. It is a general purpose programming language we are using python 2.7.9 for programming. There are different free servers for viewing data on to cloud ADAFRUIT is one of them. Adafruit IOT is easy to use with less errors and simple commands.

IV. IMPLEMENTATION RESULTS

A feed for each parameter is created on Adafruit. First it checks turbidity off water here mapping has been done for turbidity if turbidity of water is less than five motor in ground tank will start automatically otherwise motor will remain off. As motor get started it will fill water in both overhead tanks according to its level of water in tankwater is supplied this valves operate automatically flow sensors gives flow rate in ml/sec. If we want to cut supply of any line we can control it from adafruit by making relay ON/OFF so, controlling is possible from a remote location. If there is no water in any line GSM will trigger a message also if there is excessive consumption in any line it will trigger a message that abnormality in line. The system processes within given time period at adafruit also can operate as continuous process it means proper scheduling is done for distribution. On adafruit server we can see previous record also data continuously pushed on cloud so that we can monitor and control it in real time. 16*2 LCD is used to observe data locally connected to raspberry pi.

International Journal of Innovative Research in Science, Engineering and Technology

(An ISO 3297: 2007 Certified Organization)

Vol. 5, Issue 9, September 2016




Fig .5 Hardware of a system

Above diagram shows detail hardware set up of a system. All the sensors are connected to arduino. It takes data from all the sensor. Relays and LCD are connected to raspberry pi connector. Solenoid valves and motors operated through relay. GSM module has USB through which it is connected to raspberry pi. Arduino is connected raspberry pi through microUSB. Raspberry pi takes data and continuously push it on cloud.

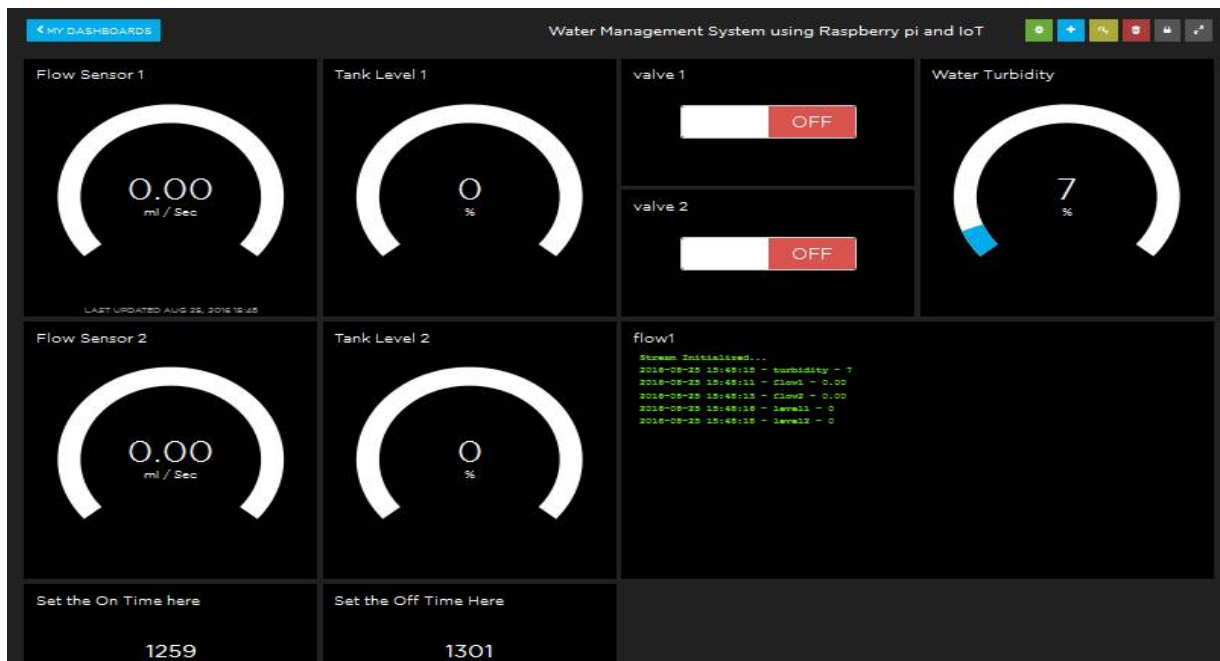


Fig.6 Adafrit server

International Journal of Innovative Research in Science, Engineering and Technology

(An ISO 3297: 2007 Certified Organization)

Vol. 5, Issue 9, September 2016

Above picture shows Adafruit server. Feeds are created for each parameter to monitor it. If we double click on each feed it will show previous records also with graphs so that, we can monitor it, Valves are controlled from Adafruit. Sensor readings have taken and observed its analysis.

V. CONCLUSION

Using this this system secure and continuous monitoring is possible No need to go on field for monitoring so manual work has reduced it makes system more efficient, reliable, low cost and accurate we can Data monitored from anywhere controlling is possible from a remote server it is Economical in development and.

ACKNOWLEDGEMENT

I am thankful to my guide who encouraged me and had faith in me. I would like to express my gratitude towards HOD, professors and entire electronics and communication department of MIT College, Aurangabad for their constant support. Finally I would like to thank all the authors whose projects provided me a helping hand.

REFERENCES

- [1] Real time survey of Aurangabad water distribution system
- [2] Pranita kulkarni, Mrs.M.S.Joshi“ IOT based water supply monitoring system” Novateur publications International journal of innovation in Engineering, Research and technology(IJERT)2015ICITDCEME’15 conference proceedings ISSN no-2394-3696
- [3] “Exploring IOT Application Using Raspberry Pi” International Journal of Computer Networks and Applications Volume 2, Issue 1, January - February (2015) ISSN: 2395-0455 Volume 2, Issue 1 (2015) 27
- [4] KUMURA Takahiro, SUZUKI Naofumi, TAKAHASHI Masatake, TOMINAGA Shin, MORIOKA “Smart Water Management Technology with Intelligent Sensing and ICT for the Integrated Water Systems” Vol.9
- [5] Ejiofor Virginia Ebere (PhD)1, Oladipo Onaolapo Francisca (PhD)2 Lecturer, Department of Computer Science, NnamdiAzikiwe University, Awka, Nigeria “Motivating Water Conservation with Low-Cost Water Flow Sensing and Persuasive Displays”
- [6] A. J. Whittle 1, M. Allen2, A. Preis3 and M. Iqbal3 “Sensor networks for monitoring and control of water distribution system” The 6th International Conference on Structural Health Monitoring of Intelligent Infrastructure Hong Kong 9--11 December 2013 Journal of Wireless Mobile Networks, Ubiquitous Computing, and Dependable Applications, volume: 6, number: 1, pp. 4-23
- [7] Mohammad Rizwan “Leak detection in pipeline system based on flow induced vibration methodology in pipeline International journal of science and research”
- [8] Riasood, Manjtkaur, HemantLenka “Design and development of automatic water flow meter “ International journal of computer science, engineering and applications vol 3 june 2013
- [9] DebasisBandyopadhyay · JaydipSen “Internet of Things - Applications and Challenges in Technology and Standardization”
- [10] S. M. Khaled Reza, Shah Ahsanuzzaman Md. Tariq, S.M. Mohsin Reza “Microcontroller based Automatic Water level Control System ” International Journal of Innovative Research in Computer and Communication Engineering Vol. 1, Issue 6, August 2013 Copyright to IJIRCCCE www.ijirccce.com
- [11] E.Vinothini, N. Suganya Department of Pervasive Computing Technology, Kings “Automated water distribution and performance monitoring” International Journal of Engineering and Innovative Technology (IJEIT) Volume 3, Issue 8, February 2014
- [12] JayavardhanaGubbi,a Raj Kumar Buyya,b* SlavenMarusic, a MarimuthuPalaniswamia “Internet of Things (IoT): A Vision, Architectural Elements, and Future Directions”
- [13] J.P.SHRI THARANYAA1, A.JAGADEESAN 2 , A.LAVANYA Theft identification and automated water supply system using embedded technology” International journal of advanced research in electrical, electronics and instrumentation engineering” vol.2, issue 8, August 2013
- [14] <http://www.researchgate.net/publication/22257175>
- [15] The Internet of Things: A survey
- [16] SIWA pipeline Management system
- [17] Energy STAR water management system

International Journal of Innovative Research in Science, Engineering and Technology

(An ISO 3297: 2007 Certified Organization)

Vol. 5, Issue 9, September 2016

BIOGRAPHY



Pranita Vijaykumar Kulkarni
(ME ES) MIT college, Aurangabad



Mrs. M. S. Joshi (Assistant professor)
MIT college, Aurangabad