

# Column Capital and Drop Panel Optimization of Flat Slab Using Genetic Algorithm

Samruddha S.Raje<sup>1</sup>, Dr R. B. Patel<sup>2</sup>

P.G. Student, Department of Civil Engineering, SVIT, Vasad, Gujarat, India<sup>1</sup>

HOD, Department of I & C Engineering, SVIT, Vasad Gujarat, India<sup>2</sup>

**ABSTRACT:** Flat slab optimization using genetic algorithm is worked out using various trial error based thickness criterion. An initiation of main depth has been taken from two way shear based on IS:456-2002 using necessary guidelines. The mathematical curve of shape profile for the flat slab is initiated mathematically which gives corrolary idea of an angle section with prisamtic shape throughout. By modifying proper mathematical order of curvature based criterion each thickness are optimized with number of cycles. Safety and servicibility of regular design criterion also fully checked for each optimized depth. The prime criterion to optimize the mimimum cost and weight design of optimied depth

**KEYWORDS:** Profile, Genetic Algorithm, Optimization, Economy, GUI based Programming

## I. INTRODUCTION

Optimization of structure has been area of interest of researches in recent decade, as major duty of structural engineer deals with design of most optimum structure without imparting with its structural poperies of strength and stability. Optimization of RC structure differs from optimization of other structure due to its characteristics. Cost of RC structure is summation of cost of Cost of concrete, cost of Reinforcement and cost of form work. In the design optimization of RC structures, we have to determine dimensions of element and reinforcement, e.g. quantity and dimension of steel bars, need to be determined. Also serviceability and strength criteria increases design constraints in optimization of RC structures.

**Optimization & Genetic Algorithm:** Optimization can be characterized as the strategy of finding the circumstances that add to amazing or base estimation of a capacity or the benetlt favored in any pragmatic circumstance have the capacity to understandable as a motivation behind guaranteed Optimum design of structures has been the point of numerous studies in the field of structural engineering. Structural designer will probably build up an “most optimal practical solution” for the auxiliary configuration under thought. As there are an unbounded number of structural dimensions, support that resist same moment, it gets to be hard to accomplish the minimum cost plan by customary iterative techniques.

Genetic algorithms belong to the family of evolutionary algorithms (EA). Evolutionary strategies (ES), evolutionary programming (EP) and genetic programming (GP) are some of the other major algorithms of this family. Evolutionary algorithms have been inspired by the principles of evolution in nature.

**Hatindera Singh.et al. (2014)** carried out analysis and optimization of one-way slab carried as per IS 456:2000 taking into account only Vertical static loads using Genetic Algorithm. It is assumed that all columns are Rectangular and cost optimization is carried meeting strength and serviceability requirement as per IS 456:2000 and concluded that optimized is achieved at span to depth ratio of 29 to 30 and using M20 and Fe 415 steel.

**Kiran S. Patil (2013)** carried out analysis of flat slab using D.D.M Using IS:456:2000 accommodation only Vertical static loads. It is assumed that all column is of rectangular cross sections are considered for analysis and concluded that optimized design for flat slab depends upon the number of bay, grade of reinforcing steel and characteristics strength of concrete Cost of flat slab is reduced by 33.91% in case of flat slab with drop. Using M20 and Fe415 yields in most optimized design.

# International Journal of Innovative Research in Science, Engineering and Technology

(An ISO 3297: 2007 Certified Organization)

Website: [www.ijirset.com](http://www.ijirset.com)

Vol. 6, Issue 4, April 2017

**Yousef Zandi et al (2013)** carried out analysis of flat slab using E.F.M Using B.S.8110 accommodation only Vertical static loads. Genetic Algorithm is used as optimization tool. Cost optimization of RC flat slab buildings using a multi-level optimization procedure is presented. Optimum column layout, cross-sectional dimensions and reinforcement of concrete elements is found out. The design optimization of two RC flat slab buildings with different plan and number of storey was illustrated.

**Vikunjetal. (2011)** presented comparison of cost between flat slabs without drop panel and with drop panel in four storey considering lateral load. A four storey building (having 6m x 6m panel is subjected to gravity load + lateral load in ETABS (Extended 3D Analysis of Building Systems) software and then each storey is exported to SAFE (Slab Analysis by the Finite Element Method) software for analysis of two-way shear due to lateral loads. On the basis of permissible two-way shear criteria as stated in IS 456-2000, optimized depth of flat slab with drop panel and without drop panel are found and monetary analysis is done by using S.O.R. (Schedule of Rates 2008-09).

## II. GENETIC ALGORITHM PROCEDURE

**Initialization of genetic algorithm:** At to start with, numerous individual arrangements are by and large created haphazardly to frame an Initial population. The populace size ought to be reliant on the problem nature, however for the most part contains various hundreds or a huge number of promising solutions. Ordinarily, the arbitrary population is created, letting the entire differing qualities of possible solution.

**Selection:** All through each back to back era, a small amount of the present population is assigned to breed a fresh generation. Individual solution stays chose through a fitness based technique, where best solution are normally more probable to be nominated. The fitness function remains depend over the hereditary representation and measures the nature of the portrayed solution. The fitness function is always subject to the solution. For representation, on account of rucksack issue, one yearning to augment the aggregate size of items that can be put in a backpack of some static ability. A delineation of an outcome may be a variety of bits, in which every piece means an alternate item, and the estimation of the bit (0 or 1) connotes regardless of whether the article is in the rucksack.

### Genetic Algorithm Operators

**Number of Iterations:** The quantity of redundancy distinguishes the quantity of circles that the model must keep running with a specific end goal to locate the best arrangement. Utilizing next to no number of emphasis may permit little use of the fundamental administrators of the GA on the population, so the model won't have the capacity to find extensive variety of created populations (arrangements) and the model may get adhered to a problematic or infeasible arrangement. In the interim, utilizing high estimation of the emphasis may back off particularly the model which is not proffered much of the time.

**Population size:** The population greatness characterizes the quantity of starting (practical and infeasible) solutions which are made toward the start of the GA model work. These underlying arrangements are made considering the variables' limits which are expressed in the Genetic Algorithm model. Restricting the population size to almost no underlying arrangements will keep the advancement of much better arrangements since the connection between the underlying arrangements are constrained to a slender extent. In the meantime, as we expand the population estimate, the hereditary calculation looks more indicates and empower hunt down a superior arrangement. In any case, on the off chance that we build the population size, then hereditary calculation expends more opportunity to Figureure every era.

**Crossover Type:** Crossover allows the algorithm to get the finest genes from individual and recombine the chose individual to shape best unrivaled youngsters. Three sorts of crossover are found in the books of the GA, two of them are considered in this concentrate, to be specific: single point crossover and two-point crossover.

**Mutation:** Mutation upgrades to the assortment of a population and along these lines builds the likelihood that the algorithm will create individuals with enhanced fitness. Diverse estimations of the mutation rate are considered in the models so as to inspect the best mutation rate that will prompt the ideal arrangement.

**Penalty function :** As on account of penalty technique, a constrained optimization issue got changed over to an unconstrained issue by expansion of penalty for every constraint violation to the cost function, two distinctive penalty functions are utilized as a part of the two models, the first is the basic penalty capacity and the second is the strategy that is proposed by Deb, (1998).

**Fitness function:**The fitness function is a basis for the appraisal of the integrity of every individual in a populace. Since the fitness function is a Figure of legitimacy, and a portion of the determination techniques require a positive

# International Journal of Innovative Research in Science, Engineering and Technology

(An ISO 3297: 2007 Certified Organization)

Website: [www.ijirset.com](http://www.ijirset.com)

Vol. 6, Issue 4, April 2017

fitness esteem, it should consequently take positive qualities. In common cost enhancement issues, minimization of some cost function is completed instead of boost of utility or benefit.

### III. RESULTS AND TABLES

#### 1 Assumption and Limitation

- Slab Panel Is Rectangular in Cross Section.
- Column Are Rectangular.
- Only Vertical Static Loads Are Acting.
- M25 and fe415 is adopted throughout.
- Design as per IS: 456:2000 DDM
- Floor finish of 1kN/m<sup>2</sup> and live load of 4kN/m<sup>2</sup> is considered.

#### 2 Terminology

- $l_y$  = Longer span.
- $l_x$  = Shorter span.
- $cl$  = Column dimension in longer span.
- $cs$  = column dimension in shorter span.
- $d_s$  = effective depth of slab.

#### Cases for Optimization Problem

For every case two type of optimization is followed

1. Unconstrained Minimization
2. Constrained Maximization

Case-1 Finding Most Optimum Column Spacing in Longer and Shorter Direction.

#### Unconstrained Minimization

Variables =  $l_y$

$l_x$ .

Constants =  $cl = 400$  mm

$cs = 300$  mm

Objective Function =  $V_u = ((x(1) * x(2)) - (((cl + ds) / 1000) * ((cs + ds) / 1000))) * (fl)$

Constraints =  $vc = [((((((x(1) * x(2)) - (((cl + ds) / 1000) * ((cs + ds) / 1000))) * (fl)) * 1000)) / ((2 * (a1 + a2) * (ds)))) - (0.5 * ((x(1) / 3) / (x(2) / 3) * (0.25 * sqrt(fck))$

**RESULT** -  $l_y(\text{optimum}) = 4$  m  
 $l_x(\text{optimum}) = 3.5$  m  
 Shear Force = 235.982 kN  
 So Drop Panel and Column Head Not Required.

Position	$V_u$ (kN)
Face of column	238.2000
20 mm from Face of column	237.7560
40 mm from Face of column	237.2640
60 mm from Face of column	236.7240
80 mm from Face of column	236.1360
$d/2$	235.982

Table :1 Shear Force of Case Finding Most Optimum Column Spacing In Longer And Shorter Direction.

# International Journal of Innovative Research in Science, Engineering and Technology

(An ISO 3297: 2007 Certified Organization)

Website: [www.ijirset.com](http://www.ijirset.com)

Vol. 6, Issue 4, April 2017

## CONSTRAINED MAXIMIZATION

Variables =  $l_y$   
 $l_x$

Constants =  $c_l = 400$  mm  
 $c_s = 300$  mm

Objective Function =  $V_u = ((x(1) * x(2)) - (((c_l + d_s) / 1000) * ((c_s + d_s) / 1000))) * (f_l)$

Constraints =  $v_c = [((((((x(1) * x(2)) - (((c_l + d_s) / 1000) * ((c_s + d_s) / 1000))) * (f_l)) * 1000)) / ((2 * (a_1 + a_2) * (d_s)))) - (0.5 * ((x(1) / 3) / (x(2) / 3)) * (0.25 * \text{sqrt}(f_{ck}))$

**RESULT** -  $l_y(\text{optimum}) = 7$  m  
 $l_x(\text{optimum}) = 5$  m  
 $d_s = 220$  mm

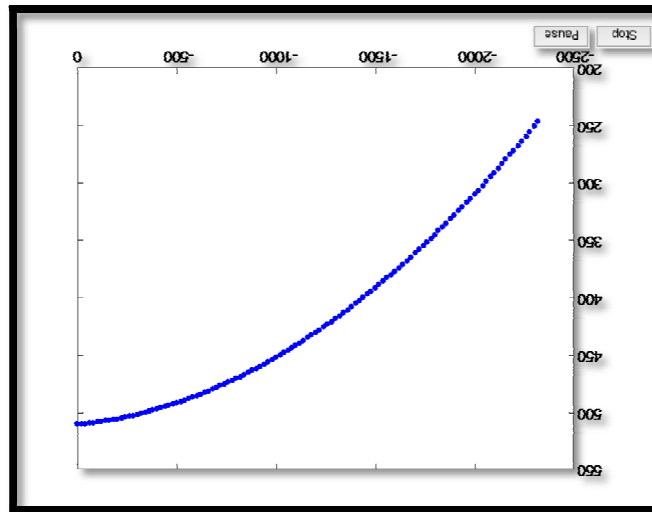


Figure 1 .Profile for Case Finding Most Optimum Column Spacing in Longer and Shorter Direction by Constrained Maximization

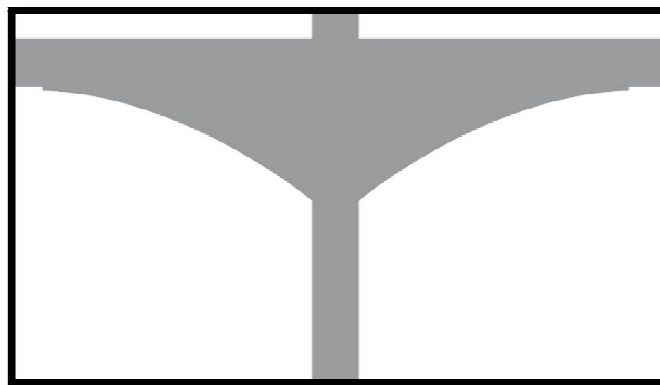


Figure.2 Diagrammatic Representation of Curve Case Finding Most Optimum Column Spacing in Longer and Shorter Direction.

## IV. CONCLUSION

# International Journal of Innovative Research in Science, Engineering and Technology

(An ISO 3297: 2007 Certified Organization)

Website: [www.ijirset.com](http://www.ijirset.com)

Vol. 6, Issue 4, April 2017

Following are points:

1. In maximization process by increasing shear stress in slab to permissible limit longer span can and shorter column dimensions can be provided resulting in more column to column spacing.
2. There in minimum 20-30% approximately saving in material by optimization process.
3. Minimization process yields to such conditions that minimal shear reinforcement can be provided for same loading conditions.

## VI. ACKNOWLEDGEMENT

I would like to thank DR. G.S.Doiphode, Associate Professor ,MSU Vadodara without whose help and guidance it would have not been possible to complete my thesis.I am highly indebted to my professors Dr. D. P. Soni, Head of Department, Civil Engineering, SVIT Vasad.

## V. TEXT INPAINTING

Exemplar based inpainting technique is used for inpainting of text regions, which takes structure synthesis and texturesynthesis together. The inpainting is done in such a manner, that it fills the damagedregion or holes in an image, with surrounding colour and texture. The algorithm isbased on patch based filling procedure. First find target region using mask image and then find boundary of target region. For all the boundary points it defined patch andfind the priority of these patches. It starts filling the target region from the highestpriority patch by finding the best match patch. This procedure is repeated until entire target region is inpainted. The algorithm automatically generates mask image without user interaction that contains only text regions to be inpainted.

## VI. EXPERIMENTAL RESULTS

Figures shows the results of text detection from an image and inpainting by using exemplar based Inpainting algorithm. Figs. 2, 3, 4 (a) shows the original image. (b) is the image obtained by applying first set of criteria. All objects whose area greater than 10000 and filled area greater than 8000 are eliminated and major axis lengths are in between 20 to 3000 are considered to be text. Still, some small non-text objects are detected.

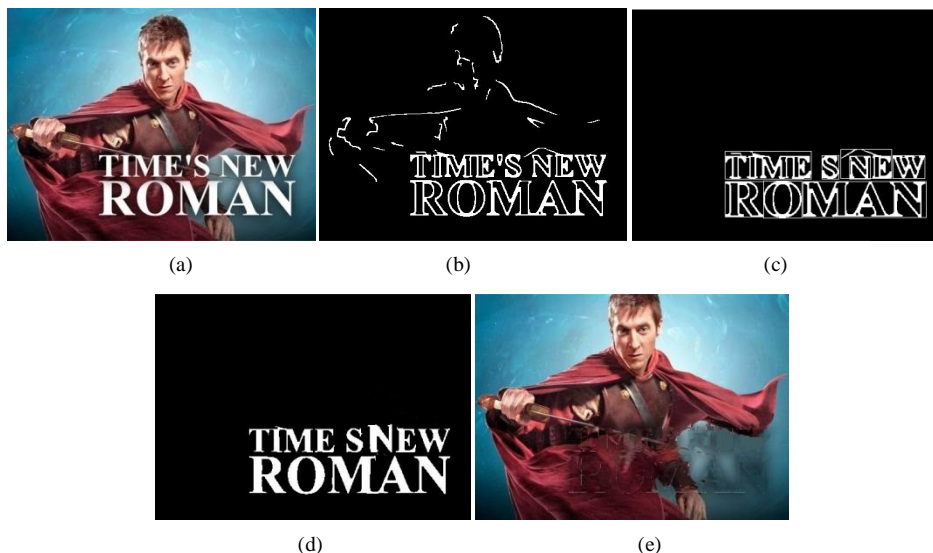


Fig. 2.Text Detection and Inpainting (a) Original image (b) Image after applying first set of criteria (c) Image after applying second set of criteria (d) Image mask (e) Inpainted image using patch size 4 x 4 and search window size 81 x 81

## International Journal of Innovative Research in Science, Engineering and Technology

(An ISO 3297: 2007 Certified Organization)

Website: [www.ijirset.com](http://www.ijirset.com)

Vol. 6, Issue 4, April 2017




Fig. 3 Text Detection and Inpainting (a) Original image (b) Image after applying first set of criteria (c) Image after applying second set of criteria (d) Image mask (e) Inpainted image using patch size 5 x 5 and search window size 81 x 81



Fig. 4 Text Detection and Inpainting (a) Original image (b) Image after applying first set of criteria (c) Image after applying second set of criteria (d) Image mask (e) Inpainted image using patch size 5 x 5 and search window size 81 x 81

To eliminate small objects, connected component labelling is applied to the resultant image.(c) represents text detection by applying second set of criteria which eliminates all the objects whose area is less than 300 and filled area is less than 500.

# International Journal of Innovative Research in Science, Engineering and Technology

(An ISO 3297: 2007 Certified Organization)

Website: [www.ijirset.com](http://www.ijirset.com)

Vol. 6, Issue 4, April 2017

## VIII. CONCLUSION

We have implemented an automatic text detection technique from an image for Inpainting. Our algorithm successfully detects the text region from the image which consists of mixed text-picture-graphic regions. We have applied our algorithm on many images and found that it successfully detect the text region.

## REFERENCES

- [1] M. Bertalmio, G. Sapiro, V. Caselles, and C. Ballester, "Image inpainting", in Proc. SIGGRAPH, pp. 417–424, 2000.
- [2] A. Criminisi, P. Perez, and K. Toyama, "Region filling and object removal by exemplar-based image inpainting.", IEEE Transactions on Image Processing, vol. 13, no.9, pp. 1200–1212, 2004.
- [3] Marcelo Bertalmio, Luminita Vese, Guillermo Sapiro, Stanley Osher, "Simultaneous Structure and Texture Image Inpainting", IEEE Transactions On Image Processing, vol. 12, No. 8, 2003.
- [4] Yassin M. Y. Hasan and Lina J. Karam, "Morphological Text Extraction from Images", IEEE Transactions On Image Processing, vol. 9, No. 11, 2000
- [5] Eftychios A. Pnevmatikakis, Petros Maragos "An Inpainting System For Automatic Image Structure-Texture Restoration With Text Removal", IEEE trans. 978-1-4244-1764, 2008
- [6] S. Bhuvaneshwari, T.S. Subashini, "Automatic Detection and Inpainting of Text Images", International Journal of Computer Applications (0975 – 8887) Volume 61– No.7, 2013
- [7] Aria Pezeshk and Richard L. Tutwiler, "Automatic Feature Extraction and Text Recognition from Scanned Topographic Maps", IEEE Transactions on geosciences and remote sensing, VOL. 49, NO. 12, 2011
- [8] Xiaoqing Liu and Jagath Samarabandu, "Multiscale Edge-Based Text Extraction From Complex Images", IEEE Trans., 1424403677, 2006
- [9] Nobuo Ezaki, Marius Bulacu Lambert, Schomaker, "Text Detection from Natural Scene Images: Towards a System for Visually Impaired Persons", Proc. of 17th Int. Conf. on Pattern Recognition (ICPR), IEEE Computer Society, pp. 683-686, vol. II, 2004
- [10] Mr. Rajesh H. Davda1, Mr. Noor Mohammed, "Text Detection, Removal and Region Filling Using Image Inpainting", International Journal of Futuristic Science Engineering and Technology, vol. 1 Issue 2, ISSN 2320 – 4486, 2013
- [11] Uday Modha, Preeti Dave, "Image Inpainting-Automatic Detection and Removal of Text From Images", International Journal of Engineering Research and Applications (IJERA), ISSN: 2248-9622 Vol. 2, Issue 2, 2012
- [12] Muthukumar S, Dr. Krishnan .N, Pasupathi.P, Deepa. S, "Analysis of Image Inpainting Techniques with Exemplar, Poisson, Successive Elimination and 8 Pixel Neighborhood Methods", International Journal of Computer Applications (0975 – 8887), Volume 9, No.11, 2010