

Another CDMA Encoding/Translating Technique for on-chip correspondence organize

Rincy k Lawrence¹, T Sivamani², B Kousalya³

P.G. Student, Department of Electronics and Communication, Hindustan institute of Technology, Coimbatore, India¹

Assistant Professor, Department of Electronics and Communication, Hindustan institute of Technology,
Coimbatore, India²

Assistant Professor, Department of Electronics and Communication, Hindustan institute of Technology,
Coimbatore, India³

ABSTRACT: As an elite on-chip specialized strategy, the code division different get to (CDMA) strategy has as of late been connected to Systems on chip (NoCs). We propose another standard-basis based encoding/translating strategy to use the execution and cost of CDMA NoCs in zone, control supposition, and system throughput. In the transmitter module, source information from various senders is independently encoded with an orthogonal code of a standard premise and this coded information is combined by a XOR operation. At that point, the totals of information can be transmitted to their goals through the on chip correspondence framework. In the recipient module, a succession of chips is recovered by taking an AND operation between the totals of information what's more, the comparing orthogonal code. After a basic collection of these chips, unique information can be made. Our technique accomplishes up to 67.46% power sparing and 81.24% region sparing together with abatement of 30%–50% encoding/interpreting inactivity. Additionally, the CDMA NoC with various sizes applying our encoding/interpreting strategy picks up power sparing, region sparing, and maximal throughput change up to 20.25%, 22.91%, what's more, 103.26%, individually, than the WB CDMA NoC, And finally we passed the output through hamming and cross talk encoder and decoder circuit to avoid the cross talk.

KEYWORDS: Code division multiple access (CDMA) integrated circuit(IC), Network on chip (NoC).

I. INTRODUCTION

With the fast development of the computational many-sided quality, progressively and additional preparing components (PEs) are coordinated onto a solitary chip, what's more, system on chip (NoC) has been proposed to address the versatility, throughput, and unwavering quality issues of on-chip correspondence. In any case, routine bundle changed NoCs experience the ill effects of nondeterministic transmission idleness and constrained open doors for parallel information exchange, since numerous streams can't get past a connection at the same time [1]. To determine these issues, the CDMA strategy [2] as a successful technique for executing elite on-chip correspondence [3] was connected to NoCs [4], [5].

The beforehand proposed CDMA NoCs depend on an advanced encoding and disentangling strategy requiring that the spreading codes have both the orthogonal and adjust properties. To this end, the Walsh code is ordinarily utilized. Be that as it may, the Walsh-code based (WB) encoding and translating strategy has inborn deficiencies, which are given as takes after.

1. Design Complexity: In the encoding technique, a number juggling expansion rationale unit, whose rationale

International Journal of Innovative Research in Science, Engineering and Technology

(An ISO 3297: 2007 Certified Organization)

Website: www.ijirset.com

Vol. 6, Issue 3, March 2017

- overhead increments with the Number of senders, is utilized to combine coded information.
2. Low Code Utilization: In an S-chip Walsh code set [6], S must be equivalent to $2N$, where N is a characteristic number, and at most $S - 1$ groupings can be utilized to encode the first information. This brings about a misuse of groupings in the code set. For instance, a 16-hub organize needs a 32-chip Walsh code set, on the grounds that a 16-chip Walsh code set can just give 15 arrangements to information encoding and it accordingly can't fulfill the prerequisite of 16 arrangements, one for every hub.

To address the previously mentioned shortcomings, we propose a new standard-premise Based (SB) encoding/unraveling strategy, which outflanks the WB encoding/deciphering strategy. The SB encoding/ unraveled strategy can be connected to any CDMA NoCs to make strides their execution. Whatever remains of this brief is composed as takes after.

In Section II, we examine related work. In Section III, we detail the SB encoding/translating technique and formally demonstrate its rightness. The reenactment comes about and correlations between the SB technique and the WB strategy are exhibited in Section IV. At last, we reach the inferences in Section V.

II. RELATED WORK

The CDMA system has as of late pulled in research considerations in the NoC people group. To demonstrate the upsides of CDMA NoC, Kim et al. [4] utilized Walsh codes to recognize diverse senders and build up a various leveled star-work topology to deal with a huge number of correspondence processors. The reenactment comes about demonstrate that the CDMA NoC has great execution in inactivity and throughput. In [7], a particular application is planned onto a CDMA-based NoC and a traditional crossbar-based parcel exchanged NoC. The trial comes about demonstrate that the CDMA NoC accomplishes bring down bundle exchange dormancy and less range overhead.

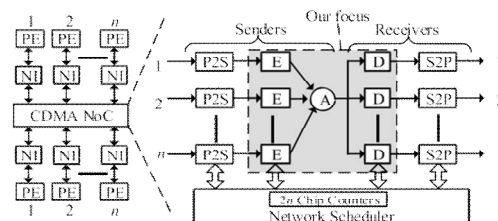


Fig 1. Structure of CDMA NoC.

To additionally enhance the CDMA NoC execution, a universally non concurrent locally synchronous (Ladies) CDMA NoC is demonstrated also, recreated in [8]. By applying the Ladies procedure to CDMA NoC, the CDMA NoC can be utilized for non concurrent chips. In [9], the multicasting capacity is acknowledged in CDMA NoC to address the hotspot issue at the focal point of NoC with work topology. They comes about show that movement clog at the focal point of NoC is diminished. Since code usage rate influences the CDMA NoC execution, two techniques on code word task are independently proposed in [10] and [11]. In [10], the length of code word is balanced contingent upon the quantity of hubs that have parcels to send at a similar time. In [11], a booking strategy is proposed to make a bargain on the usage rate of code words.

III. NEW HAMMING CROSSTALK ENCODER DECODER

1. Overall Structure of CDMA NoC

The fundamental structure of applying CDMA system to NoC with a star topology is appeared in Fig. 1. In this figure, a PE executes undertakings of the application and system interface (NI) isolates information streams from PE into bundles and reproduces information streams by utilizing parcels from NoC.

In the sender, bundle flutters from NI are changed to a successive bit stream by means of a parallel-to-serial (P2S) module. This bit stream is encoded with an orthogonal code in the Encoding module (E in Fig. 1). The coded information from various encoding modules is included in the Expansion module (An in Fig. 1). At that point, the entireties of information chips are transmitted to beneficiaries. In the collector, Unravelling modules (D in Fig. 1) remake unique information bits from the entireties of information chips. At that point these consecutive piece streams are changed to bundle flutters by serial-to-parallel (S2P) modules. At long last, these bundle dances are exchanged to NI. In the CDMA NoC, arrange scheduler gets the transmitting demands from senders and doles out appropriate spreading codes to the senders and asked for recipients. Take note of that each of the zero codeword is doled out to hubs having no information to transmit/ get. Additionally, when there are various senders asking for the same collector, the scheduler will apply an intervention conspire, for instance, round-robin. The chip counters ascertain what number of orthogonal chips is utilized as a part of one encoding/disentangling operation.

2. CDMA encoder

Two distinctive encoding techniques, WB encoder and SB encoder, are looked at in Fig. 2



Fig 2. Block diagram of encoding scheme.(a) WB encoder.(b)SB encoder

Fig. 2(a) demonstrates the WB encoder engineering. A unique information bit is initially encoded with a Walsh code by taking a XOR operation. At that point, these encoded informations are meant a multi bit total flag by taking arithmetical increments. Every sender needs a XOR door, and various wires are utilized to express the aggregate flag on the off chance that we have at least two senders. Also, the quantity of wires increments as the quantity of senders increments.

Fig. 2(b) demonstrates our SB encoding plan. A unique information bit from a sender is nourished into an AND door in a chip-by-chip way, what's more, it will be spread to n-chip encoded information with an orthogonal code of a standard premise. The relationship between a bit and a chip is appeared in Fig. 3. At that point, the encoded information from various senders is combined through a XOR operation, and a twofold entirety flag is produced. Along these lines, the yield flag is dependably a grouping of parallel flag exchanged to goal utilizing one single wire. The movements of both the encoding plans are portrayed in Fig. 3.

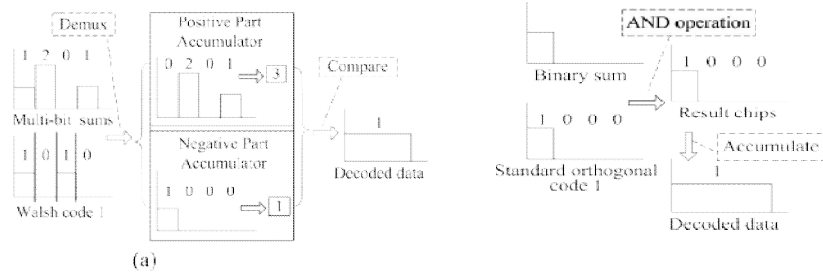


Fig 3. movement of encoding/ decoding plans

Fig. 3(a) and (b) represents the WB encoding process with four-chip Walsh codes and the SB encoding process with four-chip standard orthogonal codes, separately.

3. CDMA decoder

The WB disentangling plan is displayed in Fig. 4(a). Agreeing to the chip estimation of Walsh code, the got multi bit entireties are collected into positive part (if the chip esteem is 0) or negative part (if the chip esteem is 1). In this way, the two gatherers in the WB decoder independently contain a multi bit viper to gather the coming chips and a gathering of registers to hold the collected esteem. Through the correlation module after the two gatherers, the first information is recreated. In the event that the estimation of positive part is expansive, the first information is 1. Something else, the first information is 0.

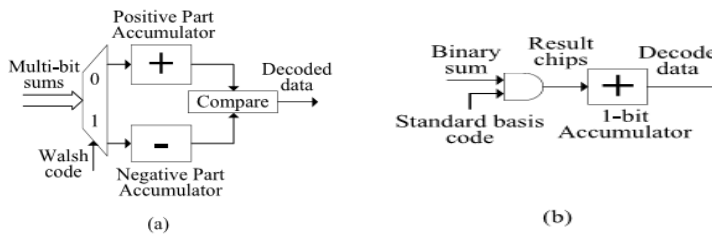


Fig 4. block diagram of decoding scheme. (a) WB decoder. (b) SB decoder

The SB translating plan is appeared in Fig. 4(b). At the point when the double aggregate flag lands at recipients, an AND operation is taken between the twofold whole and the comparing orthogonal code in chip-by chip way. At that point, the outcome chips are sent to an aggregator.

Since the chip recurrence is equivalent to the clock recurrence, the quantity of clock cycles spent on spreading is identified with the length of spreading codes. Since we utilize standard premise in the SB plot, just p clock cycles are required to complete the spreading operation for p senders. Be that as it may, for the WB plot, a q chip Walsh code is required to spread the first information bits for p senders.

In the accompanying strides, both strategies require whole, remove, and aggregate operations, and these operations are acknowledged utilizing a multi bit snake (a XOR entryway), a de mux rationale module (an AND door), furthermore, two multi bit collectors (one single aggregator) in the WB (SB) technique. Since these operations act as a pipeline, just a single check cycle is required in every operation. Besides, the WB conspire needs extra comparator that burns through one more clock cycle

International Journal of Innovative Research in Science, Engineering and Technology

(An ISO 3297: 2007 Certified Organization)

Website: www.ijirset.com

Vol. 6, Issue 3, March 2017

Subsequently, the aggregate rationale cost of the SB technique is lesser than that of the WB technique, since every operation needs less legitimate assets. Also, the aggregate idleness of the SB technique is $(p + 3)$ clock cycles. It is dependably lower than $(q + 4)$ clock cycles, which is the inertness of the WB technique.



Fig 5. CDMA NoC scaling. (a) Directly scaling. (b) Cluster based scaling

4. Discussion

In spite of the fact that these concise spotlights on another encoding/unraveling technique for CDMA NoCs, we examine some broad worries in scaling, topology, steering, and movement design.

1. **Scaling:** The CN (CDMA NoC) can be scaled to various organize sizes utilizing two essential strategies, as appeared in Fig. 6. In the coordinate scaling technique, the length of orthogonal code will increment with the quantity of PEs and subsequently is more reasonable for little size NoCs (e.g., CDMA NoC with a few PEs [5], [7], [8]). Conversely, the group based scaling strategy, by which each bunch has a few PEs and groups are associated with each other, can be utilized to scale the system progressively to any required size [4], [9].
2. **Topology:** Despite the fact that a CDMA hub bunch might be restricted in the star topology, whatever other topologies can likewise be acquired by utilizing the group based scaling strategy. For instance, Kim et al. [7] created a various leveled star topology, Lee and Sobel man [9] built up a work topology, et cetera
3. **Routing:** There exist different incremental and worldwide directing plans for CDMA NoCs. Consider an incremental directing, where the directing plans are identified with the parcel designs. As a rule, the bundle header contains the goal PE address. The source CN checks the goal address, decides the following bounce CN or PE, and designates a comparing spread code for the parcel encoding and deciphering to achieve the correct yield port. The following bounce CN proceeds with the procedure until the goal PE is come to. More points of interest and other directing plans can be found in [4] and [9].

IV. EXPERIMENTAL RESULTS

For the cdma NoCs the impact of activity designs has been talked about before (see [14]), and some genuine applications have likewise been mapped onto the CDMA NoCs to demonstrate their points of interest over the bundle exchanged NoCs (see[7])

International Journal of Innovative Research in Science, Engineering and Technology

(An ISO 3297: 2007 Certified Organization)

Website: www.ijirset.com

Vol. 6, Issue 3, March 2017

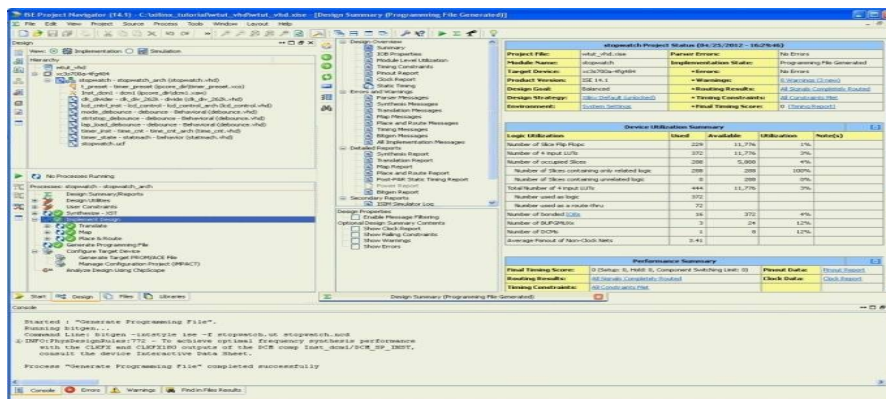


Fig 9.project navigator interface

The fuse of CACs lessens the common exchanging capacitance of the between switch wire sections. Despite the fact that this helps in decreasing the vitality dispersal in correspondence, the vitality diminishment is just straight with the capacitance diminish. Then again, consolidation of blunder remedy codes makes the framework more vigorous, so that the voltage level driving the framework can be diminished without trading off piece mistake rates. This makes joint crosstalk avoidance what's more, mistake rectification codes more appropriate for bringing down the vitality scattering of on-chip correspondence

Nonetheless, because of escalated reconciliation and gadget shrinkage in the UDSM time, single mistake remedy will not be adequate to secure against various transient breakdowns. Subsequently there is a requirement for numerous blunder amendment plans. We propose a novel, basic joint crosstalk evasion and twofold mistake redress conspire called crosstalk dodging twofold mistake redress code (CADEC). We explore the execution of CADEC in correlation with the different existing joint CAC/SEC plots in various NoC models. One point worth taking note of here is that, as indicated by [4, 5], mistake discovery taken after by retransmission is a more vitality productive conspires than the blunder revision.

To build up the execution benchmark for the CADEC conspire, we look at its execution with mistake recognition (ED) codes too. All the mistake rectifying plans considered here are improved with a retransmission system which is enacted when the number of mistakes in the bounce surpasses its amendment ability.

With increment in the amendment capacity of a code the likelihood of re transmission will decrease altogether. For the purpose of reasonable correlation, a similar retransmission component is considered over all codes in particular, change to-switch flutter level retransmission (s2sf) [16].

As proposed in [16], an end to- end retransmission system can likewise be embraced. In any case as our accentuation is on describing the coding plans it is adequate to accept a solitary retransmission strategy. Underneath we clarify the essential standards of all the coding plans considered.

Network on Chip (NoC) is an enabling methodology of integrating a very high number of intellectual property (IP) blocks in a single System on Chip (SoC). A major challenge that NoC design is expected to face is the intrinsic unreliability of the interconnect infra structure under technology limitations.

Research must address them combination of new device-level defects or error-prone technologies within systems that must deliver high levels of reliability and dependability while satisfying other hard constraints such as low energy consumption. By incorporating novel error correcting codes it is possible to protect the NoC communication fabric against transient errors and at the same time lower the energy dissipation.



Fig 10. Hardware output of CDMA encoding decoding

We propose novel, simple coding scheme called Crosstalk Avoiding Double Error Correction Code (CADEC). Detailed analysis followed by simulations with three commonly used NoC architectures show that CADEC provides significant energy savings compared to previously proposed crosstalk avoiding single error correcting codes and error-detection/Retransmission schemes

This shows the hardware output of a new cdma hamming and crosstalk encoding and decoding circuit. Here double error checking is possible and avoid maximum crosstalk.

Fig. 8 assesses the maximal throughput of both NoCs utilizing one uniform and two hotspot movement designs (X%-hotspot implies a single hotspot hub getting X% a larger number of bundles than different hubs). Every parcel has sixteen 32-bit flutters.

A bundle can be infused into NoC promptly once the past parcel of that stream achieves its goal. Contrasted and the WB CDMA NoC, the SB CDMA NoC enhances the maximal throughput from 35.52% to 103.26% due to speedier handling of bundles with shorter orthogonal code lengths. These outcomes are as per the examination

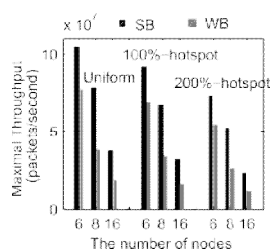


Fig 8. maximal throughput of CDMA NoC

International Journal of Innovative Research in Science, Engineering and Technology

(An ISO 3297: 2007 Certified Organization)

Website: www.ijirset.com

Vol. 6, Issue 3, March 2017

We think about the execution of CDMA NoCs utilizing the two encoding/interpreting plans. Other than the encoder module and decoder module, other on-chip modules, for example, arrange scheduler, parallel to- serial modules, and serial-to-parallel modules, are altogether incorporated into the NoCs.

V. CONCLUSION

We propose another CDMA encoding/disentangling technique for on-chip correspondence. It can be acknowledged by utilizing basic rationale and expenses less power and territory. The standard premise other than the Walsh code is utilized as the spreading code in our strategy. It in this way diminishes the encoding/interpreting inactivity and builds the most extreme throughput of NoCs. Numerical evidence is directed to demonstrate the rightness of our technique. From the test comes about, we find that our strategy beats the WB encoding/deciphering plan, and the CDMA NoC execution is likewise enhanced when our strategy is connected

REFERENCES

- [1] A.J.Viterbi, CDMA: Principles of Spread Spectrum Communication .Reading, MA, USA: Addison-Wesley, 1995.
- [2] X.Wang and J. Nurmi, "A non-chip CDMA communication network," in Proc.Int.Symp.Syst.-Chip, Nov.2005, pp.155-160.
- [3] S.Poddar, P.Ghosal, P .Mukherjee, S.Samui, and H.Rahaman, "Design of an NoC with on chip photonic interconnects using adaptive CDM A links," in Proc.IEEE Int.Conf.SOC, Sep.2012, pp.352-357.
- [4] R.H.Bell,Jr.,C.Y.Kang,L.John,andE.E.Swartzlander,Jr., "CDMA as a multiprocessor orienteer connect strategy ," in Conference Record of the 35th A silo-mar Conference on Signals ,Systems and Computers, vol.2, Nov. 2001 ,pp .1246-1250.
- [5] P. Guerrier and A .Greiner, "A generic architecture for on-chip caked-switched interconnections, " in Proc. Of the Design, Automation and Test in Eu-rope Conference and Exhibition, 2000, pp.250-256.
- [6] F. Ahmed-Zaid, F. Bai, S. Bai, C. Basnayake, B. Bellur, S. Brovold, " Vehicle safety communications Applications (VSC-A) final report", U.S. Dept. Trans., Nat. Highway Traffic Safety Admin., Rep. DOT HS 810 591, Sep. 2011.
- [7] P. Benabes, A. Gauthier, and J. Oksman, "A Manchestercode generator running at 1 GHz", Proc. IEEE, Int. Conf.Electron., Circuits Systems ,vol. 3., pp. 1156-1159, Dec. 2003.
- [8] Y.C Hung, "High speed CMOS chip design for Manchester and miller encoder", Proc. Intell.inf hiding multimedia signal process., pp.538-541, Sep. 2009.
- [9] J.-H. Deng, F.-C.Hsiao, and Y.-H. Lin, "Top down design of joint MODEM and CODEC detection schemes for DSRC coded-FSK systems over high mobility fading channels", in Proc. Adv. Commun. Technol., pp. 98-103, January 2013.
- [10] Mohanraj S. and Dr. Sudha S, Professor, "Low Power VLSI Architecture of Encoder for Downlink Applications", Aust. J. Basic& Appl. Sci., 9(15): 43-51, 2015.
- [11] H. Zhou and A. Aziz, "Buffer minimization in pass transistor logic", IEEE Trans. Comput.Aided Des.Integr. Circuits Syst., vol. 20, no. 5, pp. 693-697, May 2001.
- [12] J D. M. Chapiro, "Globally-asynchronous locally-synchronous systems," Ph.D. dissertation, Dept. Comput. Sci., Stanford University, Stanford, CA, 1984.
- [13] D. Kim, M. Kim, G. E. Sobelman, "CDMA Based Network On Chip Architecture," IEEE Asia-Pacific Conference on Circuits and Systems. December 2004. pp. 137-140