

International Journal of Innovative Research in Science, Engineering and Technology

(An ISO 3297: 2007 Certified Organization)

Website: www.ijirset.com

Vol. 6, Issue 5, May 2017

Provide Protection and Copyright for Video Data Using Watermarking

Kumar Krishna¹, Vikky Kumar¹, Palash Sahare¹, Subodh Kumar¹, C. D. Sukte²

BE Students, Department of Information Technology, MITCOE, Kothrud Pune, Savitribai Phule Pune University,
Pune India.¹

Professor, Department of Information Technology, MITCOE, Kothrud Pune, Savitribai Phule Pune University,
Pune India.²

ABSTRACT: Internet plays an important role in today's life; maximum data transformation took place over the internet. Information stored in the digital format can be easily copied without the loss of quality and efficiently distributed. To solve the problem occurred in digital format we introduced the concept of digital watermarking. Digital watermarking is the branch of information hiding. This paper used a technique of embedding a watermark into video frames, which is the enhancement of digital watermarking. This paper helps in increasing the robustness in videos against various attacks by using wavelet transformation methods.

KEYWORDS: Video Watermarking, Wavelet Transformation, Discrete Wavelet Transformation, Robustness.

I. INTRODUCTION

The quick development of system appropriations of pictures and video, there is a requirement for copyright assurance against theft. For this reason we are utilizing video watermarking (VM). Diverse computerized watermarking plans have been proposed to address this issue of proprietorship distinguishing proof. Computerized watermarking is a procedure by which client indicated flag (Watermark) is covered up or installed into another flag (Video Signal) by the watermark inserting process.

a. Background

A short time later the recuperation of the watermark is accomplished with the assistance of the watermark extraction prepare. The video watermark is strong against the assault of casing dropping, averaging and measurable investigation. It prompts wide interest in interactive media security and sight and sound copyright assurance. The most vital issue in VM are the imperceptibility of the watermark and the flexibility of watermarking to assaults. Watermarking strategies are ordered into three classes. They are Spatial Domain Method (SDM), Transform Domain Method (TDM) and Compressed Domain Method (CDM). Here disclosed going to change space technique. This strategy utilized the discrete cosine change (DCT), Discrete Fourier Transform (DFT) and Discrete Wavelet Transform (DWT) for watermark installing. DWT are more well known because of their spatial restriction, recurrence spread and so on. Be that as it may, DCT watermarking was to human recognition model to alter low coefficients of DCT squares. It has a bigger installing limit and heartiness. This strategy gives better outcomes high exactness.

b. Motivation

The quicker dispersion of information over the system by means of pictures, sound and video turns into a typical asset. Thus, the proprietors and makers of the advanced items are worried about illicit duplicating of their items. Therefore,

International Journal of Innovative Research in Science, Engineering and Technology

(An ISO 3297: 2007 Certified Organization)

Website: www.ijirset.com

Vol. 6, Issue 5, May 2017

security and copyright insurance are getting to be plainly critical issues in interactive media applications and administrations. To secure possession, watermarking procedure has been proposed. In this copyright data is inserted into sight and sound information, which makes information exchange more vigorous and subtle. Picture watermarking strategy can be effortlessly gathered into two noteworthy classes. a) Spatial space watermarking and b) Frequency area watermarking. In this paper we utilize recurrence area watermarking which is more compelling as for accomplish the power and indistinctness and delivers amazing watermarked pictures by changing the first picture into recurrence space. Normally utilized recurrence area changes are: Discrete Cosine Transformation (DCT), Discrete Fourier Transformation (DFT) and Discrete Wavelet Transformation (DWT). For the most part utilized change in picture watermarking is DWT because of its perfection spatial limitation and multi-determination trademark.

II. LITERATURE SURVEY

Data covering up can be primarily partitioned into three procedures - cryptography, steganography and watermarks. Cryptography is the way toward changing over data to a confused shape so that lone the approved individual with the key can disentangle it. The same number of advances were made in the field of correspondence it turned out to be somewhat easy to unscramble a figure content. Subsequently more refined strategies were intended to offer preferred security over what cryptography could offer. This prompted the revelation of steganography and watermarking. Steganography is the way toward concealing data over a cover protest with the end goal that the shrouded data can't be seen by the client. Subsequently even the presence of mystery data is not known to the assailant. Watermarking is firmly identified with steganography, however in watermarking the shrouded data is typically identified with the cover question. Henceforth it is principally utilized for copyright insurance and proprietor validation. Consistently huge amounts of information are implanted in computerized media or circulated over the web. The information so conveyed can undoubtedly be imitated without mistake, putting the privileges of their proprietors at hazard. Notwithstanding when encoded for dissemination, information can without much of a stretch be decoded and duplicated. One approach to debilitate illicit duplication is to embed data known as watermark, in possibly powerless information such that it is difficult to isolate the watermark from the information. These difficulties inspired analysts to do exceptional research in the field of watermarking. A watermark is a frame, picture or content that is awed onto paper, which gives proof of its validness. Computerized watermarking is an augmentation of a similar idea. There are two sorts of watermarks: obvious watermark and undetectable watermark. In this venture we have focused on actualizing watermark on a video. The primary thought for any watermarking plan is its power to different assaults. Watermarking reliance on the first picture expands its heartiness however in the meantime we have to ensure that the watermark is impalpable. In this venture an undetectable watermarking system is executed. An assault is additionally actualized in the noticeable watermarked picture by adding an arbitrary commotion to the watermarked picture. The watermarked picture is then packed and decompressed utilizing JPEG pressure. At long last commotion is expelled and the pictures are isolated from the recuperated watermarked picture [2].

III. EXISTING SYSTEM APPROACH

A watermark is a shape, picture or content that is awed onto paper, which gives Evidence of its genuineness. Advanced watermarking is an expansion of a similar idea. There are two sorts of watermarks: noticeable watermark and undetectable watermark. In this venture we have focused on executing watermark on picture. The principle thought for any watermarking plan is its heartiness to different assaults. Watermarking reliance on the first picture expands its strength however in the meantime we have to ensure that the watermark is impalpable. In this venture an imperceptible watermarking procedure (minimum significant bit) is actualized. An attack is additionally actualized in the noticeable watermarked picture by adding an irregular commotion to the watermarked picture. The watermarked picture is then packed and decompressed utilizing JPEG pressure. At last commotion is evacuated and the pictures are isolated from the recuperated watermarked picture. A Decision Support System for Stock Market utilizing Data Analysis and Data

International Journal of Innovative Research in Science, Engineering and Technology

(An ISO 3297: 2007 Certified Organization)

Website: www.ijirset.com

Vol. 6, Issue 5, May 2017

Mining Modifications to the Existing System (What is Different in our System?) We are utilizing RSA calculation to encode and unscramble video with watermarking to add greater security to our video [1]. Late years have seen fast development in Digital video watermarking. Security and copyright assurance are getting to be noticeably critical issues in sight and sound applications and administrations.

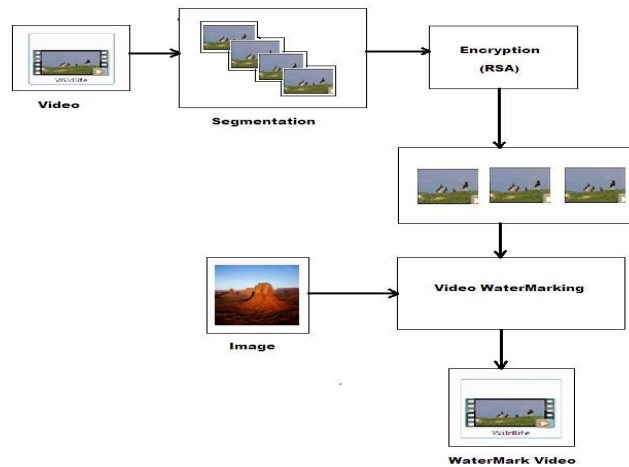


Fig. 1 Existing System Approach

IV. PROPOSED SYSTEM ARCHITECTURE

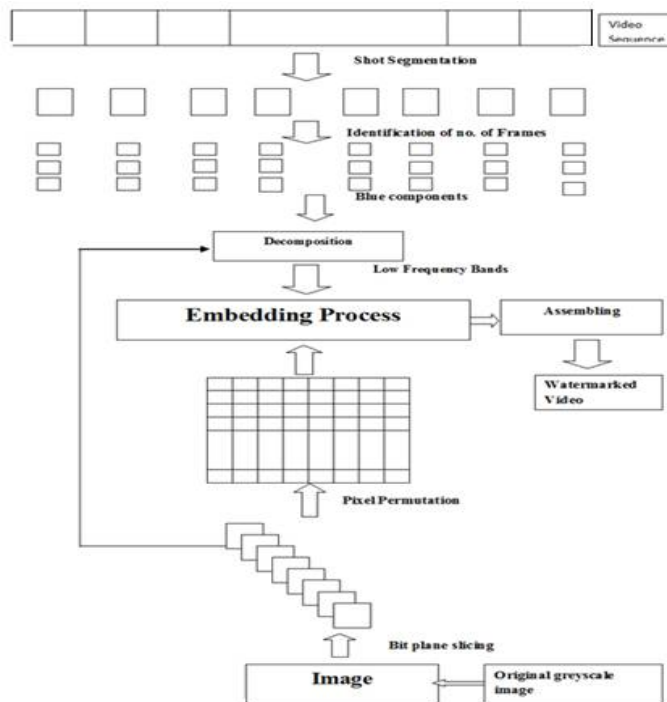


Fig. 2 Proposed System Architecture

International Journal of Innovative Research in Science, Engineering and Technology

(An ISO 3297: 2007 Certified Organization)

Website: www.ijirset.com

Vol. 6, Issue 5, May 2017

Explanation-

1. Shot segmentation of video sequence

The fundamental task of performing the video processing application like video indexing, video summarization, video watermarking and video retrieval is video shot segmentation. The original input video sequence is first segmented into non-overlapping units, called shots that depict different actions. Each shot is characterized by no significant changes in its content which is determined by the background and the objects present in the scene. Numerous researches are available in the literature for video shot segmentation using several techniques [1] as shown in Fig. 6.1.

2. Bit plane slicing of a grey scale image

Bit-Plane Slicing is a technique in which the image is sliced at different planes. Instead of highlighting gray level images, highlighting the contribution made to the total image appearance by specific bits might be desired. Imagine the image is composed of 8 bits, 1-bit planes ranging from bit plane 1-0 (LSB) to bit plane 7 (MSB). In terms of 8-bits bytes, plane 0 contains all lowest order bits in the bytes comprising the pixels in the image and plane 7 contains all high order bits. Often by isolating particular bits of the pixel values in an image we can highlight interesting aspects of that image. The high-order bits usually contain most of the significant visual information and the lower-order bits contain subtle details. The advantage of doing this method is to get the relative importance played by each bit of the image [1] as shown in Fig. 6.1.

3. Pixel permutation

After the bit plane slicing process, the sliced images are allowed to permute each pixel value to enhance the security of the hiding information. In this scheme, each group of pixels is taken from the image. The pixels in the group are permuted using the key selected from the set of keys. The size of the pixel group is same as the length of the keys, and all the keys are of the same length. If the length of the keys is more than the size of pixel group, the perceptual information reduces. In this, the group of pixels is taken along the row without the loss of generality, i.e., the column wise procedure would yield the same kind of results [1] as shown in Fig. 6.1.

4. Decomposition of an image using DCT

Like other transforms, the Discrete Cosine Transform (DCT) attempts to de-correlate the image data. After de-correlation each transform coefficient can be encoded independently without losing compression efficiency as shown in Fig. 6.1.

5. Watermark Embedding Mechanism

Input: Original video sequence $Ov[i, j]$, Grayscale watermark image $WI [i, j]$

Output: Watermarked video sequence $Wv[i, j]$

- 1) Segment the original input video sequence $Ov[i, j]$ into number of non-overlapping shots $Ss[i, j]$ using shot segmentation technique. Then, identify the number of frames $Fp[i, j]$ involved in each segmented shots $Ss[i, j]$ for embedding purpose.
- 2) Slice the grayscale watermark image
- 3) Permute the sliced images $SI [i, j]$ using a pixel permutation technique to obtain the permuted grayscale image $PI [i, j]$.
- 4) Extract the blue components $B [i, j]$ Fp of all the partitioned frames for embedding the each sliced image $SI [i, j]$ into the blue components of each frame.
- 5) Split the image into small blocks (8 x 8) and decompose the blue components $B [i, j]$ Fp of each partitioned frame $Fp[i, j]$ into AC and DC coefficients by DCT.

International Journal of Innovative Research in Science, Engineering and Technology

(An ISO 3297: 2007 Certified Organization)

Website: www.ijirset.com

Vol. 6, Issue 5, May 2017

- 6) Choose the low frequency sub-bands from the transformed frames to embed the permuted grayscale image PI [i, j].
- 7) Find the similarity matrix of the permuted image PI [i, j] to embed into the chosen coefficient. The embedding process should repeat for all blocks of DCT.

V. VIDEO WATERMARKING MECHANISM

Video watermarking is most prevalent strategy for giving security and copyright insurance. In this a video record is there which consistent accumulation of static pictures is. Picture is made out of three shading channels R,G,B. Watermark is installed into three distinctive RGB channels of the video outlines independently utilizing essential segment investigation change. The fundamental preferred standpoint of this approach is that the same or multi-watermark can be implanted into the 3 shading channel of the picture to build the vigor of the watermark. The review of watermarking procedure is portrayed in figure6 given underneath. As a matter of first importance unique shading video is put away in one exhibit then it is changed over into casings. At that point scene change recognition calculation is connected on to the back to back casings. In the event that scene change discovered we need to change the watermark picture else apply a similar watermark inside one scene of the video. Break down video edge and watermark into three distinct segments. Apply the 4 level DWT on every segment of video casing. Produce the mystery key and include to watermark information since watermark picture bits are insufficient for inserting into unique picture. Apply the inserting calculation for watermark installing and store the watermarked information into one exhibit. Apply the 4 level inverses DWT to watermarked video outlines. Rehash the whole stride up to number of edges. Join R.G.B. segment of each watermarked video outlines. Along these lines, we get the watermarked video.

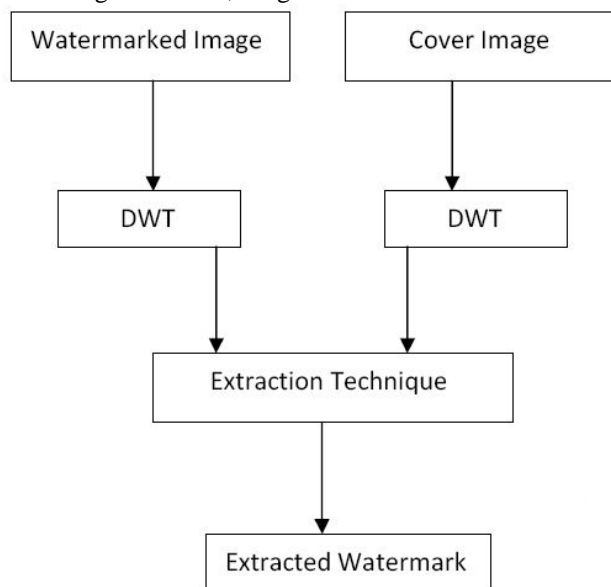


Fig. 3 Video Watermarking Mechanism

VI. EXPERIMENTAL SET UP

Assessment of proposed algorithm is done using Matlab10. Three Videos were chosen of different resolutions with different format (.avi, .mp4, .mpg). Color watermark of size 240×320 of .jpg format have been chosen. Table 1 illustrates the extracted watermark images for all video samples when applied by different attacks as well as without

International Journal of Innovative Research in Science, Engineering and Technology

(An ISO 3297: 2007 Certified Organization)

Website: www.ijirset.com

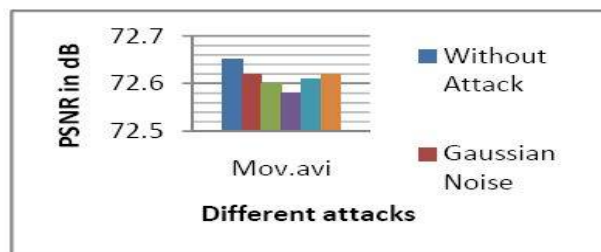
Vol. 6, Issue 5, May 2017

attack. It shows correlation between original and extracted watermark. Results of HD videos having resolution 720×1280 is more better than video having resolution 480×640, whereas video Mov.mpg has good result for extracted watermark without attack and for median filtering attack as compared to remaining two videos. To ensure the reliability of video, peak-signal-to-noise ratio (PSNR) is measured. PSNR depends on MSE. MSE is calculated by taking into account the dissimilarity

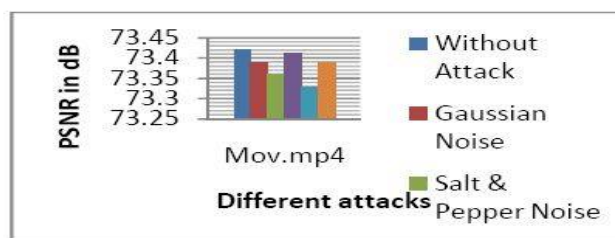
Table 2- different attack with resulting PSNR and NC for different videos

	Mov.avi (720×1280)		Mov.mp4 (720×1280)		Mov.mpg (480×640)	
	PSNR (dB)	NC	PSNR (dB)	NC	PSNR (dB)	NC
Without Attack	72.65	0.9877	73.42	0.9395	65.54	0.9968
Gaussian Noise (0.001,0.001)	72.62	0.9638	73.39	0.8769	65.47	0.9820
Salt & Pepper (0.01)	72.60	0.8935	73.36	0.7839	65.49	0.8045
Median	72.58	0.9836	73.40	0.9337	65.52	0.9960
Rotation(2°)	72.61	0.9303	73.33	0.9209	65.50	0.3633
Image Sharpening	72.62	0.9050	73.39	0.8514	65.50	0.9222

We can noticeably examine the PSNR and NC values from table 2. PSNR value is greater than 60 dB and NC value is varying for different videos, still average result of NC is more than 0.90. Comparison between PSNR and NC values of three videos which differ in resolution, format and length is shown. Table 3 conclude that the HD video (720×1280) has PSNR value greater than 70 dB.



(a)



(b)

Fig. 4 Different attacks

International Journal of Innovative Research in Science, Engineering and Technology

(An ISO 3297: 2007 Certified Organization)

Website: www.ijirset.com

Vol. 6, Issue 5, May 2017

VII. CONCLUSION

Watermarking can be used in following Areas: Defence Services, Corporate/commercial world, Secret Information Sharing, Education Sector Using watermarking scheme even the existence of secret information to attacker. In watermarking the hidden information usually related to cover the object hence it used for copyright protection and owner authentication. One way to discourage illegal duplication is to insert information known as watermark in potentially vulnerable data in such a way that it is impossible to separate from data.

In future work we will work on to use video watermarking in sending very sensitive information. Some other areas of applications are:

1. Corporate world and in Paramilitary and Forces.
2. Watermarking can also use for educational purpose.
3. Data security and strong authentication features provided to protect user credentials.
4. Strong GUI support to provide user with accurate details of each property.

REFERENCES

- [1]Nisreen I Yassin, Nancy M. Salem and Mohamed I. El Adawy, "Piece Based Video Watermarking Scheme Using Wavelet Transform and Principle Component Analysis", IJCSI International Journal of Computer Science Issues, Vol. 9, Issue 1, No 3, January 2012.
- [2]Rajesh Kannan Megalingam, Mithun Muralidharan Nair, Rahul Srikumar, Venkat Krishnan Balasubramanian and VineethSarmaVenugopalaSarma, "A Comparative Study on Performance of Novel, Robust Spatial Domain Digital Image Watermarking with DCT Based Watermarking", International Journal of Computer Theory and Engineering, Vol. 2, No. 4, August, 2010.
- [3]Palaiyappan, Raja JeyaSekhar, "A Block Based Novel Digital Video Watermarking Scheme Using DCT", IOSR Journal of Electronics and Communication Engineering, Volume 5, Issue 2 (Mar. - Apr. 2013) PP 34-44.
- [4]Kareem Ahmed, Ibrahim El-Henawy and Ahmed Atwan, "Novel DWT video watermarking construction", Machine Graphics and Vision Internatio al Journal chronicle, Vol. 18, No. 3, pp. 363-380, 2009.12
- [5]Dr. Dipti Pati, Sonali Bandgar, Shraddha Borkar, Kalpesh Nagmoti, Priyanka Rajage "Video Watermarking utilizing Transforms", International Journal of Scientific and Engineering Research, Volume 5, Issue 10, October 2014.
- [6]Xiaoyu Feng, Hongting Zhang, Hsiao-Chun Wu, "Xiaoyu Feng, Hongting Zhang, Hsiao-Chun Wu", IEEE SIGNAL PROCESSING LETTERS, VOL. 18, NO. 10, OCTOBER 2011.
- [7]Narges Ahmidi and Reza Safabakhsh, "A Novel DCT-based Approach for Secure Color Image Watermarking", Proceedings of the International Conference on Information Technology: Coding and Computing (ITCC'04).
- [8]Yan Liua and Jiying Zhao, "another video watermarking calculation in view of 1D DFT and Radon change ", Signal Processing, Vol. 90, No. 2, pp. 626-639, 2010.13.