

International Journal of Innovative Research in Science, Engineering and Technology

(An ISO 3297: 2007 Certified Organization)

Website: www.ijirset.com

Vol. 6, Issue 5, May 2017

IOT Based Smart E-Care System

Jaimini Shah¹, Shruti R. Danve²

Department of Electronics and Telecommunication, MAEER'S MIT College of Engineering,
Kothrud, Pune, India

ABSTRACT: Devotion towards own body is one of the important factor considered in this era. The equipment's which provide results at run time and also accuracy maintained are provided by the electronic engineers. To detect the relative electrocardiogram (ECG) signal of the user, a multi-thread method is proposed with the objective of enhancing the accuracy and the response time of detection. With the help of new technology of Raspberry Pi, E-care system. In this type of technology same area network is shared by multiple users which help in monitoring. Wireless communication is done through Wi-Fi which provides flexibility and extendibility. In this paper the ECG signal is used for the detection of the normal and abnormal RR-interval signals. It's an efficient system to detect the patient's heart activity using ECG sensor. ECG signal classification done by EMB (empirical mode decomposition) method for accurate ECG signal using MATLAB for accuracy.

KEYWORDS: Raspberry Pi 3, IOT, ECG sensor, MATLAB, EMB (empirical mode decomposition).

I. INTRODUCTION

E-care monitoring system is utilized to screen the patient action and get the clinical data. Remote monitoring of patients at home, with the assistance of media transmission and data innovations is a rising field in human services. Observing framework may incorporate video-checking, tele-monitoring, informing update, cautions. With the assistance of observing frameworks, the wellbeing proficient, screen the electrocardiogram, heart-beat, and development or position locators. These advances give the clinical data about the patient's current condition and bolster the restorative expert for basic leadership. Quick improvement in correspondence and data innovation has opened several of new patterns of medicinal services conveyance in far-flung territories. This new form of service delivery not only provides the healthcare facility to far-away populations, but also makes it possible to monitor the health condition of elderly and chronically ill patients at their homes. Due to the alarming increase in the population suffering from chronic diseases in advance countries that has absolutely distorted the healthcare systems in these countries. Incessant ailments ought to be observed appropriately amid all periods of the treatment.

II. OBJECTIVES

The objective of the proposed system is given below:-

- 1) To develop portable sensor device to monitor Accurate ECG signal using IOT .
- 2) To classify ECG signal using (EMD) empirical mode decomposition for accuracy.

III. LITERATURE SURVEY

In literature, the problem and the previous techniques of Health monitoring system is described

Ram Bilas Pechora et.al [1] they have proposed novel ASR and SODP plots utilizing IMFs to separate two classes outwardly. The recognizable proof of the diabetic subjects on the premise of the RR-interim signs can be of reasonable significance.

Won-Jae Yi, Oishee Sarkar et.al proposes the paper in which [2] Falls are a critical issue which prevalently influences the life of the elderly population. The advantages of the system are to exhibit the feasibility of the system i.e.

International Journal of Innovative Research in Science, Engineering and Technology

(An ISO 3297: 2007 Certified Organization)

Website: www.ijirset.com

Vol. 6, Issue 5, May 2017

Framework, they have actualized fall identification calculation on the W-iPCN with accelerometers and gyator sensor. The disadvantages of the system is this setup permits the WiPCN to focus on complex calculation preparing.[2]

James Y. Xu,Hua-I. Chang,Chieh Chien, William J. Kaiser, Gregory J. Pottie[2]study theContext-driven, Remedy Based Personal Activity Classification: Methodology,architecture and End-to-End Implementation[2]. The framework is based on the remedy based setting driven activity\ arrangement methodology, To accomplish the objective of empowering extensive scale monitoring[2].The step back of the paper is In the instance of a vast populace sending, endeavors required to perform framework preparing should be diminished by presenting default models that incorporate populace standards (along these lines, less singular preparing), and extra solid setting information, for example, GPS can be introduced[2].

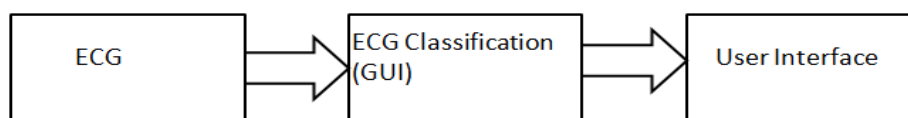
Moeen Hassanalieragh et.al [4] in this paper, they reviewed the current state and projected future directions for integration of remote health monitoring technologies into the clinical practice of medicine. Wearable sensors, especially those furnished with IoT knowledge, offer appealing choices for empowering perception and recording of information in home and workplaces, over any longer spans than are right now done at office and research center visits. They propose to develop miniature telemetry systems that capture neural, EMG, and acceleration signals from a soldier and transmit the data wirelessly to a remote station. The frameworks depend on a tweaked low-control IC that will enhance, channel, and digitize fundamental four bio-potential signs utilizing low-commotion circuits. The client's physiological state is checked utilizing an installed bio-speaker actualized utilizing an instrumentation enhancer with a flag molding circuit. The bio speaker could be utilized for electromyogram (EMG) or electrocardiogram (ECG) observing. The yield of the flag molding circuit is associated with the neighborhood handling unit; utilizing the AD converter on the small scale controller board and a higher determination processer we test and process the flag to remote station through the handset. This setup gives adaptability of using either microcontroller to prepare physiological signs [5]

Amita Murthy, K. V. Padmaja[6] gives brief about " Developing Trends in Cardiac Monitoring Systems".The paper gives a brief summary about the advancements so far in three fundamental variables of the gadget i.e. sensors used, the system design and the algorithm implemented in the design. Cadrdiac Monitors are utilized as a part of this paperand the deficiencies are The reviews created as of recently uncover that there are heart walking gadgets which record the ECG of the patients and arrange them. Be that as it may there is no way to connect the patient's exercises (in day to day life) with the issues happening in the ECG[6]. [7], they propose a framework to collect patients' data in real time, continuously, perform proper non meddlesome checking, and propose restorative as well as way of life engagements, at whatever point required and proper. [7].Xiaoliang Wang, Qiong Gui, Bingwei Liu, Zhanpeng Jin,Yu Chen[8]In this review, they propose another new hybrid mobile-cloud computational solution to enable more effective personalized medical monitoring . In this Mobile-cloud-based ecg checking and examination is used. Accuracy [8]

GuoChen Peng,Mark F. Bocko[10]suggested Non-Contact ECG Sensing Employing Gradiometer Electrodes[10].In this paper Noncontact, capacitive electrocardiogram (ECG) estimations are entangled by movement ancient rarities from the relative development between the ECG anodes and the subject. To adjust for such movement we propose to utilize first and second request gradiometer anode designs.Following techniques are used Gradiometer Electrode Designs and Common Mode Clamor (CMRR Sensitivity) The disadvantage is Changes in source capacitance because of the relative movement of the anodes and the subject prompts to tweak of both the signals of interest. [10]

IV. E-CARE SYSTEM BOX

The block diagram of the system is divided into two parts i.e. software and hardware part. The block diagram of the system is given below:-



AD 832 ECG MODULE

Fig 1 : Software System Architecture

International Journal of Innovative Research in Science, Engineering and Technology

(An ISO 3297: 2007 Certified Organization)

Website: www.ijirset.com

Vol. 6, Issue 5, May 2017

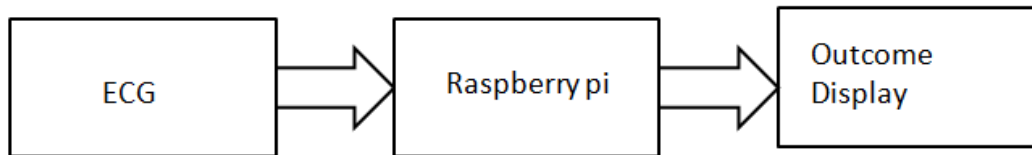


Fig 2: Hardware System Architecture

The raspberry pi is used to store the ECG signal in electrical form the outcome display is the screen the ECG is classified the signal in to various classes the EMD breaks down the nonlinear and non-stationary flag into IMFs which are symmetric, band limited and oscillatory in nature. In this work, with a specific end goal to concentrate highlights from IMFs, the ordinary furthermore, RR-interim signs are disintegrated utilizing EMD technique. All the RR-interim signs utilized as a part of dataset have in any event six IMFs. Henceforth, just initial six IMFs are decided for this review to separate the components. The IMFs of signs are masterminded from higher recurrence segment to lower recurrence segment in which first IMF is of most noteworthy recurrence. Keeping in mind the end goal to remove valuable data from the IMFs, time-space and recurrence area parameters are registered from IMFs.

V. SYSTEM ARCHITECTURE

A E-care system is beneficial for people because it enables them to take care of themselves on a daily basis, because the occurrences of accidents. Thus, a E-care system is proposed to reduce medical costs and be miniaturized as a watch or a portable device that can be carried easily. The E-care device can constantly record the position status and ECG signals of the patient. In the event of a fall or open transmission of an abnormal ECG signal, the device can send an emergency notification to the hospital home centers or the relatives. In emergencies the recorded ecg signal send to another device with real time location.

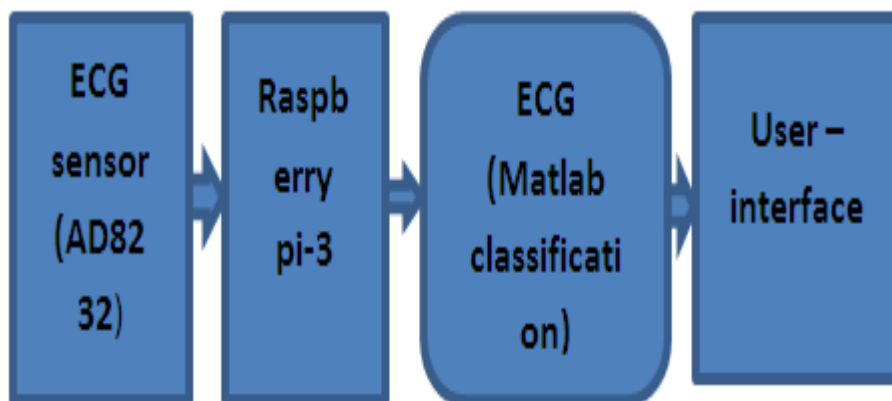


Fig 3 : System Architecture

The AD8232 Spark Fun Single Lead Heart Rate Monitor is a cost-effective board used to measure the electrical activity of the heart. This electrical activity can be charted as an ECG or Electrocardiogram and output as an analog reading. ECGs can be extremely noisy, the AD8232 Single Lead Heart Rate Monitor acts as an op amp to help obtain a clear signal from the PR and QT Intervals easily.

International Journal of Innovative Research in Science, Engineering and Technology

(An ISO 3297: 2007 Certified Organization)

Website: www.ijirset.com

Vol. 6, Issue 5, May 2017

VI. SOFTWARE CLASSIFICATION

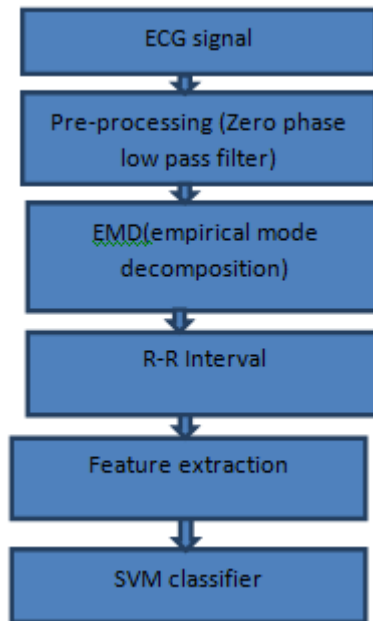


Fig 4: software classification

VII. EXPERIMENTAL RESULT




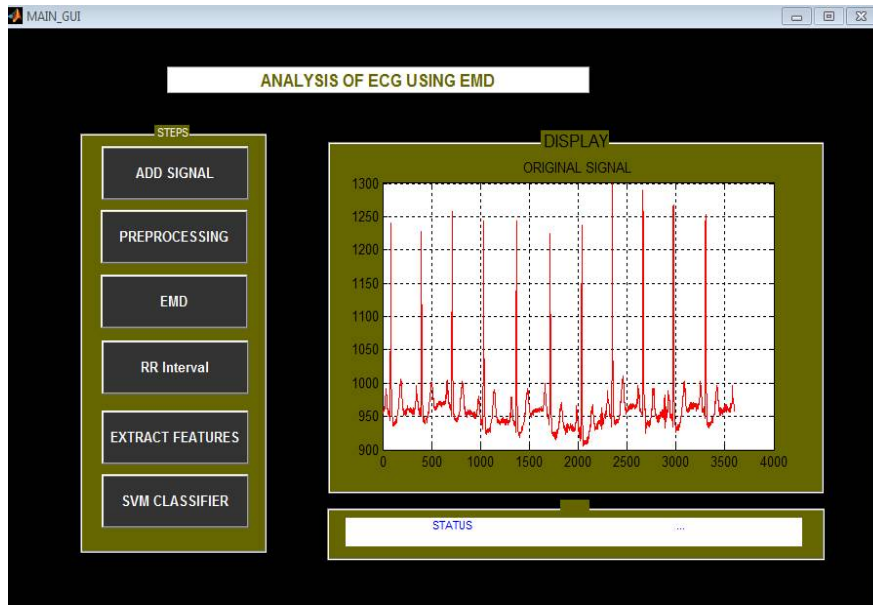
Fig. 5. Experimental result

International Journal of Innovative Research in Science, Engineering and Technology

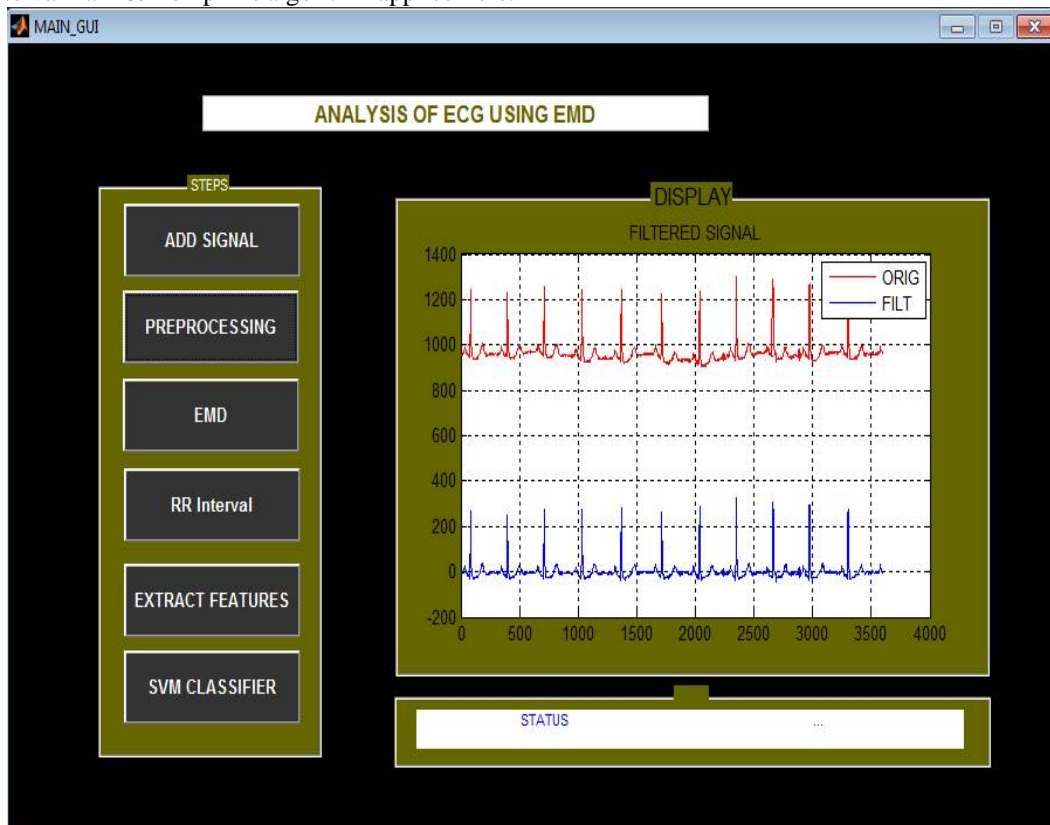
(An ISO 3297: 2007 Certified Organization)

Website: www.ijirset.com

Vol. 6, Issue 5, May 2017



The ECG signal taken from MIT-BIH data set and classify into Matlab using EMD. For accuracy ECG signal pre-processed by removing baseline noise using zero phase low pass filter. EMD used after pre-processing for accuracy. For R-R interval Pam & Tompkins algorithm applied here.

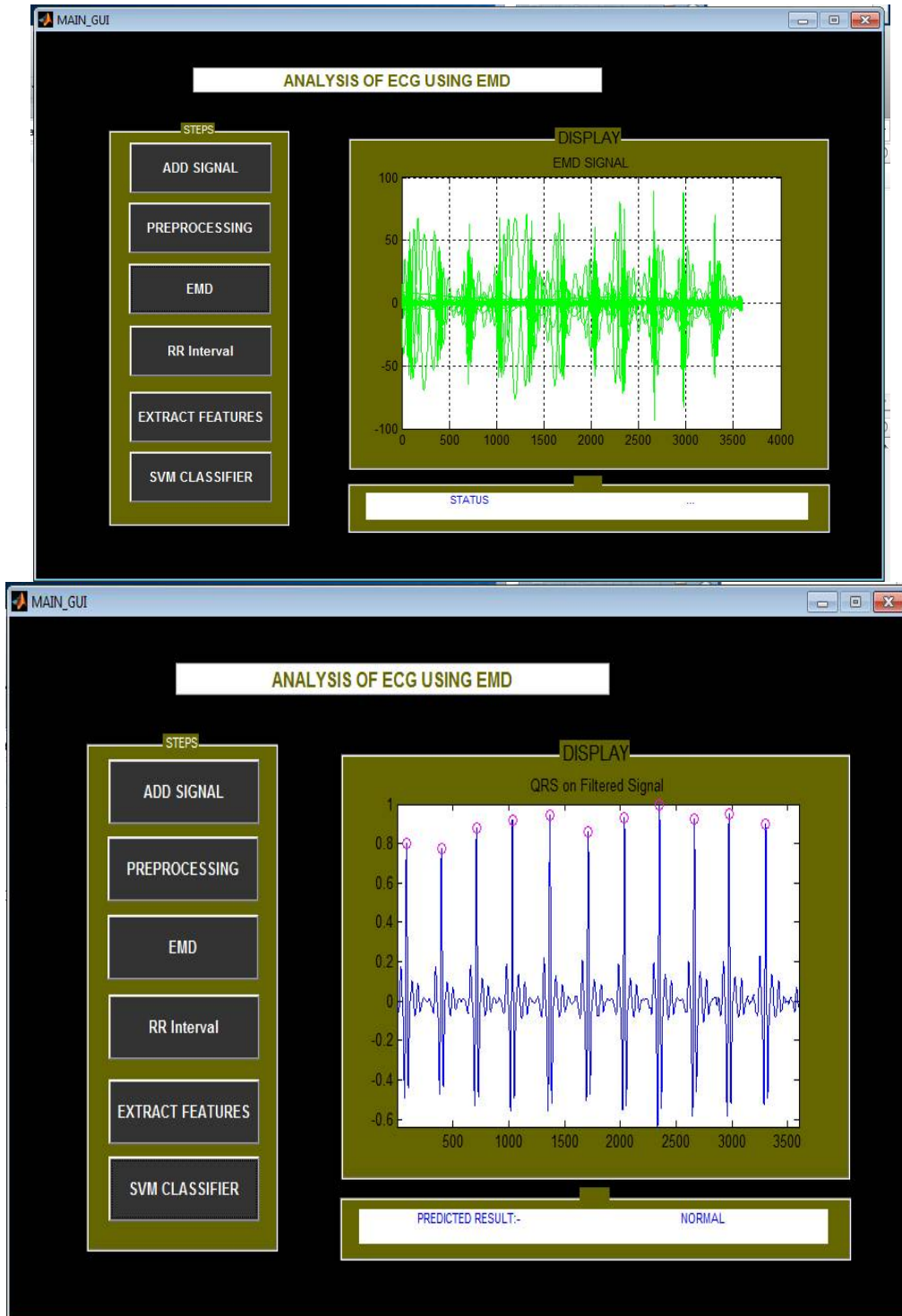


International Journal of Innovative Research in Science, Engineering and Technology

(An ISO 3297: 2007 Certified Organization)

Website: www.ijirset.com

Vol. 6, Issue 5, May 2017



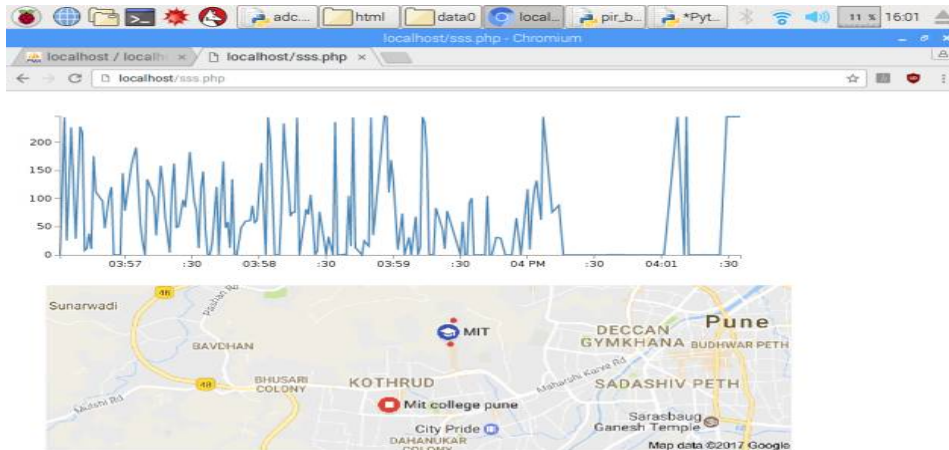
SVM classifier used for matching observed data to trained data and monitor that the signal is normal or abnormal. the ECG data send to the IOT cloud then the measured data provide to the hospitals or relatives or emergencies numbers.

International Journal of Innovative Research in Science, Engineering and Technology

(An ISO 3297: 2007 Certified Organization)

Website: www.ijirset.com

Vol. 6, Issue 5, May 2017



Hardware experimental results are taken from AD8232 sensor on raspberry pi 3 board with location tracking. These results send to another device using wireless technology to the relative or health care sensor.

IX. CONCLUSION

The E-care system provide ECG signal with real time location of patients to the home centers or relatives in emergencies. E-care system can assist doctors and nurses in immediately observing the physical condition of their patients. Empirical mode decomposition is the novel technique of detection of the ECG signal with accuracy. In this work, 5 highlights (MFFB; BAM; BFM; AASR and ASODP) are figured from IMFs in the wake of performing the EMD of RR-interim signs. The systems give the high accuracy than the previous methods.

REFERENCES

- [1] Ram Bilas Pachori , Pakala Avinash , Kora Shashank , Rajeev Sharma , U. Rajendra Acharya , "Application of empirical mode decomposition for analysis of normal and diabetic RR-interval signals", *Expert Systems with Applications* 42 (2015) 4567–4581
- [2] Won-Jae Yi, Oishee Sarkar, Thomas Gonnot, Ehsan Monsef and Jafar Saniee, "LoWPAN-enabled Fall Detection and Health Monitoring System with Android Smartphone", *IEEE transaction* 2015
- [3] James Y. Xu, Student Member, IEEE, Hua-I. Chang, Chieh Chien, William J. Kaiser, Senior Member, IEEE, and Gregory J. Pottie, Fellow, IEEE, "Context-driven, Prescription-Based Personal Activity Classification: Methodology, Architecture, and End-to-End Implementation", *IEEE transactions on biomedical engineering*, VOL. 18, NO. 3, MAY 2014.
- [4] Moeen Hassanali, Alex Page, Tolga Soyata, Gaurav Sharma, Mehmet Aktas, Gonzalo Mateos Burak Kantarci, Silvana Andreescu, "Health Monitoring and Management Using Internet-of-Things (IoT) Sensing with Cloud-based Processing: Opportunities and Challenges", *2015 IEEE International Conference on Services Computing* 978-1-4673-7281-7/15 \$31.00 © 2015 IEEE DOI 10.1109/SCC.2015.47
- [5] M.S. Balamurugan, A/P, ECE, M.P. Ajay, A/P, ECE, SIET, "Cloud Care: A Remote Health Monitoring System" Coimbatore-641062 {balarayar,mpajay08}@gmail.com
- [6] Amita Murthy, K. V. Padmaja, "Developing Trends in Cardiac Monitoring Systems", *International Journal of Advanced Research in Computer and Communication Engineering* Vol. 3, Issue 1, January 2014
- [7] Abdelghani Benharref and Mohamed Adel Serhani, "Novel Cloud and SOA-Based Framework for E-Health Monitoring Using Wireless Biosensors", *IEEE transactions on biomedical and health informatics*, VOL. 18, NO. 1, JANUARY 2014
- [8] Xiaoliang Wang, Qiong Gui, Bingwei Liu, Zhanpeng Jin, Member, IEEE, and Yu Chen, Member, IEEE, "Enabling Smart Personalized Healthcare: A Hybrid Mobile-Cloud Approach for ECG Telemonitoring", *IEEE transactions on biomedical engineering*, VOL. 18, NO. 3, MAY 2014
- [9] Baviskar, rahul nandkishor, aprna shinde, "Android Smartphone Based Body Area Network for The Evaluation of Medical Parameters in Real Time", *Proceedings of 4th IRF International Conference, Chennai, 9th March-2014, ISBN: 978-93-82702-64-1.*
- [10] F. P. Regalado, W. R. Sifuentes, "Promoción y desarrollo de las TIC en América Latina," Proceedings of the 4th ACORN-REDECOM Conference, Brasilia, DF, vol. 1, no. 1, 5 2010.
- [11] GuoChen Peng, Mark F. Bocko, "Non-Contact ECG Sensing Employing Gradiometer Electrodes", *IEEE Transactions On Biomedical Engineering*, Vol. 60, No. 1, January 2013