

# **Determination and Analysis of Blended Mixture of Castor and Madhucaindica Oil as an Alternative to Transformer Oil**

Akash Sakharwade<sup>1</sup>, J.K.Tiwari<sup>2</sup>, Alok Sharma<sup>3</sup>

P.G. Student, Department of Mechanical Engineering, SSTC SSGI, Bhilai, Chhattisgarh, India<sup>1</sup>

Head of Department, Department of Mechanical Engineering, SSTC SSGI, Bhilai, Chhattisgarh, India<sup>2</sup>

Associate Professor, Department of Mechanical Engineering, SSTC SSGI, Bhilai, Chhattisgarh, India<sup>3</sup>

**ABSTRACT:** Mineral oil has been used as insulating oil in transformer for the last few decades. However with the increasing consumption of these crude oils, they are going to exhaust one day. These mineral oils because of their high cost, toxicity, and non environment friendly nature need to be replaced with some alternative oil. In this paper work, an approach is made to analyse the suitability of blended Castor and Madhucaindica oil as an alternative to transformer oil. As it is a vegetable oil, it is cheap in cost and also non toxic. The major reason for choosing blended vegetable oil is its environment friendly nature. Unlike the mineral oil, these vegetable oils are biodegradable in nature. So various test are performed in this work, to analyse the properties of Castor and Madhucaindica oil seeing its feasibility whether it can act as an alternative to transformer oil or not. The result obtained is compared with standard mineral oil and previous research work done earlier.

**KEYWORDS:** Vegetable oil, Mineral oil, Castor oil, Madhucaindica oil, Biodegradable, Environment friendly, Alternative transformer oil.

## **I. INTRODUCTION**

The world's imperativeness essential has been ordered by oil based products for a significant long time in most of the fields like transportation, family, and power. According to Indian essentialness circumstance, the demand of harsh oil is extending well ordered, and therefore there is a need to find a possibility for it. One of the genuine uses of mineral oil is its use as insulating oil in transformer. Mineral oil as an indispensable securing material in transformers has been used for more than 150 years. However, there is a noteworthy opening between the demand, supply and production of these mineral oils.

Remembering the ultimate objective to decrease the usage of this mineral oil as insulating oil in transformer, we can make use of non-attractive oils i.e. vegetable oils like Palm, Madhucaindica, Castor, Karanj, Jatropha and so on. These vegetable oils contain no less than 30% in their seeds, sustenance's developed starting from the earliest stage. In our country, more than 300 extraordinary sorts of plants are found which produces oil bearing seeds. Out of these, around 75 plant species contain no less than 30% oil in their seeds/pieces and are recorded underneath.

One of the real explanations behind focusing on this vegetable oil is a direct result of their condition inviting nature. These vegetable oils are non-toxic. Unlike the mineral oil, which is non-biodegradable; vegetable oils are very biodegradable which guarantees low condition hazard if there should arise an occurrence of oil spillage. They are likewise less expensive in taken a toll contrasted with transformer oil and henceforth are fetched effective. Some vegetable oil meets the specialized detail of ordinary dielectric fluid. So this oil can fill in as another option to regular transformer oil.

# International Journal of Innovative Research in Science, Engineering and Technology

(A High Impact Factor & UGC Approved Journal)

Website: [www.ijirset.com](http://www.ijirset.com)

Vol. 6, Issue 9, September 2017

## 1.1 Transformer:

A transformer can be described as a static contraption which helps in the change of electric power in one circuit to electric vitality of a comparable repeat in another circuit. The voltage can be brought or acquired down up a circuit, however with a relative augmentation or reducing in the present assessments.

The primary rule of operation of a transformer is shared inductance between two circuits which is connected by a typical attractive flux. An essential transformer comprises of two loops that are electrically discrete and inductive, yet are attractively connected through a way of hesitance. The working rule of the transformer can be comprehended from the figure underneath.

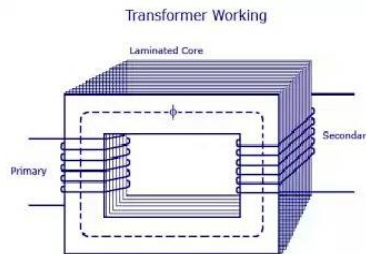


Fig 1.1 Transformers

## 1.2 Insulating Oil:

For both the architect and the client of an oil-filled transformer it can be of an incentive to make them comprehend of the creation and the properties of the transformer oil and a valuation for the routes in which these empower it to play out its double elements of giving cooling and insulating inside the transformer. Such a comprehension can incredibly help with acquiring ideal execution from the transformer all through its working life.

Protecting oil (Insulating oil) in an electrical power transformer is normally known as transformer oil. It is ordinarily gotten by partial refining and ensuing treatment of unrefined oil. That is the reason this oil is otherwise called mineral protecting oil (Insulating oil).

Transformer oil fills chiefly for two needs one it is liquid insulating in electrical power transformer and two it scatters heat of the transformer i.e. goes about as coolant. Not with standing these, this oil fills other two needs, it safeguards the centre and twisting as these are completely drenched inside oil and another imperative motivation behind this oil is, it forestalls coordinate contact of air oxygen with cellulose made paper protection of windings, which is powerless to oxidation.

### 1.2.1 Types of transformer oil:

By and large, there are two sorts of transformer oil utilized as a part of transformer

1. Paraffin based transformer oil
2. Naphtha based transformer oil

Naphtha oil is more easily oxidized than Paraffin oil. But oxidation product i.e. sludge in the naphtha oil is more soluble than Paraffin oil. Thus sludge of naphtha based oil is not precipitated in bottom of the transformer. Hence it does not obstruct convection circulation of the oil, means it does not disturb the transformer cooling system.

Then again, on account of Paraffin oil in spite of the fact that oxidation rate is lower than that of Naphtha oil however the oxidation item or muck is insoluble and hastened at base of the tank and deter the transformer cooling framework. In spite of the fact that Paraffin based oil has previously mentioned weakness yet at the same time in our nation it is by and large utilized as a result of its simple accessibility. Another issue with paraffin based oil is its high pour indicate due the wax content, yet this does not influence its utilization because of warm atmosphere state of India.

### 1.2.2 Mechanical parameter of transformer oil:

There are two guides lining mechanical parameter on which transformer oil depends.

- 1) Viscosity of oil
- 2) Thermal Conductivity of oil

# International Journal of Innovative Research in Science, Engineering and Technology

(A High Impact Factor & UGC Approved Journal)

Website: [www.ijirset.com](http://www.ijirset.com)

Vol. 6, Issue 9, September 2017

## 1.3: Heat dissipation in transformer:

For the most part two sorts of vitality misfortune or losses happen in transformer. The first is the hysteresis misfortune and the second one is the vortex current misfortune or eddy current loss. Therefore, these vitality misfortunes get changed over into warm misfortunes or heat losses.

The heat exchange by offending or insulating oil in the transformer is both through conduction and convection. In any case, the wonder of convection is additionally overwhelming then conduction. Convective heat transfer or exchange fundamentally depend s upon the warm or thermal properties of fluid. Heat transfer happens by two sorts of convection:

- 1) Free convection
- 2) Forced convection

Heat transfer by free convection is governed by the equation:

$$N_u = C \times (G_r \times P_r)^n$$

Where,  $N_u$  – Nusselt number,  $N_u = h \times L / k$

$G_r$  – Grashoff number,  $G_r = \rho^2 \times g \times \beta \times \Delta T \times L^3 / \mu^2$

$P_r$  – Prandtl number,  $P_r = \mu C_p / k$

$C$  – Constant that depends upon circulation of oil

## II. LITERATURE SURVEY

**B. Matharage and Fernando** have led different investigations and tests to check the execution of Coconut oil as an option transformer oil for dielectric insulation Coconut oil in light of its biodegradability and ecofriendly nature is a decent alternative. They discovered that coconut oil has high thermal because of quality of free greasy acids. In their study, three diverse sorts of coconut oil test comprising of refined, bleached and aerated were at first tried by recurrence dielectric spectroscopy estimation to perceive how the conductivity and consistency of oil was improved.

**F.Hijazi and M.H.Abderrazzaq** have performed different tests with olive oil test to contrast the properties of olive oil and ordinary transformer oil. The dielectric properties of this oil are examined and contrasted and that of mineral oil. Several tests are completed on different sorts of olive oils utilizing propelled testing gadgets and treatment hardware in an oil-testing research center. The principle tests, indicated for transformer oil, are connected for new and old examples of olive oil. The consequences of these tests were exhibited for separated and unfiltered oils.

**Norhafiz Azis and Jasronita Jasni** have played out their exploration work to check the plausibility of vegetable palm oil. In this examination work, the physical and chemical properties of palm based oil are contemplated or studied. The principle purpose of center is the viscosity of palm oil, flash purpose of palm oil, and its dielectric quality to fill in as option transformer oil

**Dejansusa** had played out a dynamic displaying of energy transformer. In his exploration work he has done an examination on convective heat exchange occurring from transformer oil to the encompassing. As heat exchange happens by free convection in transformer, a hypothetical examination was made to think about the rate of heat move in this exploration work. Along these lines, in this work the estimation of heat exchange coefficient was discovered with the assistance of conditions by which convection is represented. It was likewise discovered that with increment of consistency of transformer oil, the heat exchange rate of oil diminishes. So he inferred that the thickness of oil ought to be low for better heat expulsion rate to the encompassing.

## III. MATERIAL AND METHOD

### 3.1 Oil Used

#### a) Madhucaindica (Madhucalongifolia):

Madhucaindica is prominently known as mahua oil in our nation. The two noteworthy types of variety Madhucalongifolia found in India are Madhucaindica (Latifolia) and Madhucalongifolia (Longifolia). Mahua is generally acknowledged as nearby name, for both these species. This plant is regular in deciduous backwoods. The seed capability of this tree in India is 500,000 tons and oil potential is 180,000 tons.

## International Journal of Innovative Research in Science, Engineering and Technology

(A High Impact Factor & UGC Approved Journal)

Website: [www.ijirset.com](http://www.ijirset.com)

Vol. 6, Issue 9, September 2017

Madhucalatifolia is a medium sized to large deciduous tree, distributed in Andhra, Gujarat, Madhya Pradesh, Orissa, Bihar and Uttar Pradesh. Madhucalongifolia, a large evergreen tree found in South India, and evergreen forests of the Western Ghats from Konkan Southwards. The tree is planted in most part of India, propagating either by itself or sown seeds.

Mahua seed is likewise called as Bassialatifolia. It is likewise called as spread tree of India as its seeds yield fat called as mahua margarine which is utilized as a part of cooking, corruption of ghee and so forth. Its oil cake is utilized for grub, biofertilizer and excrement. Mahua can be effectively developed in no man's land and dry land. Its oil is non-eatable and very like groundnut oil.

Mahua is one of the woodland based tree conceived non eatable oil with substantial creation rate of 60 million ton in India. Its blooms are sweet, flavourful and are expended other than top notch organic products. Mahua tree wins in distinction because of alcohol refined from its blooms which is utilized to make vinegar.

### 3.1.1 Kernel:

Each seed contains two bits. As other woods edit, seed gathering of mahua is troublesome. Birds and animals eat the plump organic products. Accumulation of seeds and kernel separation is finished by tribal and provincial individuals in chaotic way or unorganized manner. Subsequently, there is significant loss during drying and storage of kernels. Kernels contain half oil.



Fig 3.1: Mahua seeds and Mahua oil

### 3.1.2 Storage of Kernels:

The capacity condition decides the nature of ousted oil, as the pieces are vulnerable to both growth and creepy crawly assault amid the capacity. According to Gillusflavus and Rhizopus are boss among the growths and Oryzaephilus Surinamensis is a bug, is known to cause most extreme harm. Capacity of bits at around 8% dampness level or better at 5 to 6% dampness level in Gunny packs with aluminium phosphate would protect the pieces well. Crisp oil from legitimately put away seeds is yellow in shading, while business oils are for the most part greenish yellow with an unpalatable scent and taste. The FFA of oil from crisp portions is 1 to 2 percent. Ineffectively put away pieces yield oil of 30% FFA or significantly higher. Mahua seed contains 35% oil and 16% protein.

### b) Castor oil

Castor oil is a vegetable oil got by squeezing the seeds of the castor oil plant (*Ricinus Communis*). Castor seed is the wellspring of castor oil. The seeds contain in the vicinity of 40% and 60% oil that is rich in triglycerides, principally ricinolein. The seed additionally contains ricin, a water-solvent poison, which present in lower concentrations throughout the plant.

Castor beans are pressed to separate castor oil which is utilized for various reasons. Ricin a lethal item or toxic product does not parcel into the oil since it is water dissolvable, thusly the castor oil does not contain ricin, gave that no cross pollution happened during its germination.

The seeds of the castor plant are produced in racemes or clusters of capsules. The cases contain three seeds secured by a body that is evacuated or removed before handling. Business preparing or commercial processing of the seed comprises of heating the seed, crushing, and after that handling in dissolvable or solvent extraction units.

## International Journal of Innovative Research in Science, Engineering and Technology

(A High Impact Factor & UGC Approved Journal)

Website: [www.ijirset.com](http://www.ijirset.com)

Vol. 6, Issue 9, September 2017

The recuperation of the oil delivered experiences four phases to create better quality oil. Stages are degumming, expulsion of free unsaturated fats, deodorization (freshening up), and decolorization. India is the biggest maker of castor seeds on the planet. Arkema is the world's biggest client of castor oil for one item (Rilsan Nylon 11).



**Fig 3.2: Castor oil plant and Green variant of *Ricinus communis*, post-bloom, with developing seed capsules**

Castor Oil, also known as Ricinus oil, is a triglyceride of unsaturated fats or fatty acid which occurs in the seed of the castor plant, *Ricinus communis*. The normal name (Common name) "castor oil", from which the plant gets its name, most likely originates from its utilization as a substitution for castoreum; an aroma (Perfume) base produced using the dried perineal glands of the beaver. It has another regular name, palm of Christ, or Plama Christi, that gets from castor oils capacity to recuperate wounds (heal wounds) and cure sicknesses. An unrelated plant species, *Fatsia Japonica*, is comparable in appearance and is known as the false castor oil plant.



**Fig 3.3: The green capsule dries and splits into three sections, forcibly ejecting seeds**

Castor oil is a colorless to very pale yellow fluid with a particular taste and scent (odor) once first ingested. Its boiling point is 313 °C (595 °F) and its density is 961 kg/m<sup>3</sup>. It is a triglyceride in which around 90 percent of unsaturated fat or Fatty acid chains are ricinoleates. Oleate and linoleates are the other critical parts.

Worldwide castor seed production is around two million tons for every year. Leading producing areas are ranges are India (with more than seventy five percent of the worldwide yield), China and Mozambique, and it is widely grown as a crop in Ethiopia. As of 2009 India production stands at 1123000 tonnes with an area of 880000 hectare whose yield is 1276 kg/hectare. AS of 2013 India production stands at 1,744,000 tonnes.

Castor oil is one of the vegetable oils that have higher viscosity and density in comparison with fossil fuel and mineral oil. To lower the viscosity and density of the renewable oil, preheating is important preceding utilizing.

Castor Oil is unique among all fats and oils in that:

- 1) It is the only source of an 18-carbon hydroxylated fatty acid with one double bond.
- 2) Ricinoleic acid (12-Hydroxyoleic Acid) comprises approximately 90% of the fatty acid composition.
- 3) Product uniformity and consistency are relatively high for a naturally occurring material.
- 4) It is a nontoxic, biodegradable, renewable resource.

## International Journal of Innovative Research in Science, Engineering and Technology

(A High Impact Factor & UGC Approved Journal)

Website: [www.ijirset.com](http://www.ijirset.com)

Vol. 6, Issue 9, September 2017

The hydroxyl groups in castor oil account for a unique combination of physical properties:

- 1) Relatively high viscosity and specific gravity.
- 2) Solubility in alcohols in any proportion.
- 3) Limited solubility in aliphatic petroleum solvents.

### 3.1.3 Blend created:

- 1) 40% Castor oil + 60% Madhucaindica oil.....[SAMPLE 1]
- 2) 50% Castor oil + 50% Madhucaindica oil.....[SAMPLE 2]
- 3) 60% Castor oil + 40% Madhucaindica oil.....[SAMPLE 3]

## 3.2 METHODOLOGY

### 3.2.1 Kinematic Viscosity Test:

This test is performed in Brookfield viscometer. The Brookfield viscometer measures the consistency of oil by measuring the force required to rotate a spindle in the fluid (oil). The viscosity appears in mPa-sec (cP)



Fig 3.4: Brookfield viscometer

Apparatus:

- 1) Brookfield digital viscometer
- 2) Sample jar
- 3) Spindle
- 4) Temperature probe.

### 3.2.2 Flash point test (Heating test):

The test method is ASTM D93. The temperature at which vapours over the oil surface initially lights off, when a little flame is passed over the surface under determined condition. The test is completed with the assistance of infrared thermometer. The detail of infrared thermometer utilized is given underneath:

Temperature range	:	-50 to 380°C
Power supply	:	1.5 V batteries
Weight	:	147.5 gm
Dimension	:	53×101×43mm
Emissivity	:	0.95%
Type	:	Instant thermometer resolution
Display	:	Digital LCD wave length (8-14μm)

# International Journal of Innovative Research in Science, Engineering and Technology

(A High Impact Factor & UGC Approved Journal)

Website: [www.ijirset.com](http://www.ijirset.com)

Vol. 6, Issue 9, September 2017



**Fig 3.5: Infrared Thermometer**

The flash point test of oil gives a sign of the combustibility or flammability of oil. They may likewise be utilized to give subjective sign of contamination of more combustible materials.

### 3.2.3 Pour Point Test:

The test method is ASTM D97. It is the least temperature, communicated as multiple of 3°C at which the oil is seen to stream when cooled and inspected under endorsed condition. At the end of the day, the pour purpose of a liquid is the most reduced temperature at which the liquid is fit for perceptible stream.



**Fig 3.6: Measurement of pour point**

### 3.2.4 Density Test:

The test method is ASTM D4052. Density of a fluid is the proportion of the mass of fluid to the volume of liquid. The relative density of mineral oil impacts the heat transfer rate of oil, so it is a critical parameter.



**Fig 3.7: Graduated cylinder & triple beam weighing balance**

### 3.2.5 Breakdown Voltage Test:

To find the insulating property of the blended oil, specimens of oil is taken and its breakdown voltage is measured. The test is finished in a breakdown voltage test set. The BDV test unit incorporates the going with:

- Gap gauge

# International Journal of Innovative Research in Science, Engineering and Technology

(A High Impact Factor & UGC Approved Journal)

Website: [www.ijirset.com](http://www.ijirset.com)

Vol. 6, Issue 9, September 2017

- Test cell with electrodes
- Oil test vessel
- Connecting cable
- Stirrer
- Spare fuses



**Fig 3.8: BDV test kit**

The breakdown voltage test is carried out in the high voltage laboratory. The output is in kilovolt.

### 3.2.6 Heat transfer analysis in transformer:

The heat transfer in insulating oil of transformer is governed is by the free convection equation given below:

$$Nu = f(G_r, Pr)$$

The governing equation is given by:

$$Nu = C \times (G_r \times Pr)^n \dots\dots\dots (1)$$

Where,  $N_u$  – Nusselt number

$G_r$  – Grashoff number

$P_r$ -Prandtl number

$C$  – Constant that depends upon circulation of oil.

The value of  $C$  and  $n$  are constant and will depend upon the circulation of oil in transformer.

For laminar flow,  $C=0.59$  and  $n=1/4$

For turbulent flow,  $C=0.10$  and  $n=1/3$

As we know that the Nusselt number, Prandtl number and Grashoff number are given by the following equations:

$$Nu = h \times L / k \dots\dots\dots (2)$$

Where,  $h$ -heat transfer coefficient

$L$ -characteristic length

$k$ - Thermal conductivity

$$Pr = \mu C_p / k \dots\dots\dots (3)$$

Where,  $\mu$ -viscosity of fluid

$C_p$ -Specific heat of fluid

$k$ - Thermal conductivity of fluid

$$G_r = \rho^2 \times g \times \beta \times \Delta T \times L^3 / \mu^2 \dots\dots\dots (4)$$

Where,  $\rho$ -density of fluid

$\beta$ - Thermal expansion coefficient of fluid

$L$ -characteristic length

$\mu$ -viscosity of fluid

$\Delta T$ -oil temperature gradient

$g$ - Gravitational constant

Putting equation 2, 3 and 4 in equation 1, we get

$$\frac{h \times L}{k} = C \left[ \left( \frac{\mu \times C_{oil}}{k} \right) \times \left( \frac{g \times \beta \times (\Delta T_{oil}) \times \rho^2 \times L^3}{\mu^2} \right) \right]^n \dots\dots\dots (5)$$



# International Journal of Innovative Research in Science, Engineering and Technology

(A High Impact Factor & UGC Approved Journal)

Website: [www.ijirset.com](http://www.ijirset.com)

Vol. 6, Issue 9, September 2017

As the variation of viscosity with temperature is much higher than the other transformer oil physical parameter, therefore we will take all other properties as constant except viscosity and taking it as a constant  $C_1$ .

$$h = C_1 \times \left( \frac{\Delta T_{oil}}{\mu} \right)^n$$

where,  $C_1$  is a constant and is given by:

$$C_1 = C \times [g \times \beta \times \rho^2 \times k \left( \frac{1-n}{n} \right) \times L \left( \frac{3n-1}{n} \right) \times c_{oil}]^n$$

So by knowing the values of  $C_1$ ,  $\Delta T$  and  $\mu$ , the convective heat transfer coefficient can be calculated.

## IV. EXPERIMENTAL RESULTS

This part introduces the appropriateness investigation of Blended Caster oil and madhucaindica (mahua oil) samples as an option for transformer oil (mineral oil) on the premise of result acquired from different trials and tests. The outcomes from tests are contrasted and the standard mineral oil and additionally the vegetable oils on which different tests had been led already to check its attainability to go about as transformer oil. On the basis of various tests performed, the result obtained from it is discussed below:

### 4.1 Kinematic Viscosity:

The kinematic viscosity of Blended Caster oil and madhucaindica (mahua oil) samples is determined at varying temperature range from 40°C to 100°C at an interval of 10°C. It is observed that the value of kinematic viscosity for blended sample is maximum at 40°C. The kinematic viscosity at 40°C is found out to be 4.83cSt (40% castor +60% mahua), 6.3cSt (50% castor +50% mahua), 7.35cSt (60% castor + 40% mahua). However it is observed to be minimum at 100°C. The value of kinematic viscosity at 100°C is 1.8216cSt, 2.376cSt and 2.7720cSt respectively.

It is observed that with rise in temperature the value of kinematic viscosity for blended oil decreases continuously and at very high temperature side it tends to decrease very slowly. But overall, kinematic viscosity decreases linearly with increasing temperature.

The result of kinematic viscosity obtained at varying temperature from 40-100°C is shown below in the table:

Temperature(°C)	Kinematic viscosity (cSt)		
	Sample 1	Sample 2	Sample 3
40	4.83	6.3	7.35
50	4.1055	5.355	6.2475
60	3.4896	4.5518	5.3104
70	2.9662	3.868	4.5138
80	2.521	3.2886	3.8367
90	2.1431	2.7953	3.261
100	1.8216	2.376	2.7720

# International Journal of Innovative Research in Science, Engineering and Technology

(A High Impact Factor & UGC Approved Journal)

Website: [www.ijirset.com](http://www.ijirset.com)

Vol. 6, Issue 9, September 2017

The effect of temperature on kinematic viscosity of blended sample is shown by graph given below:

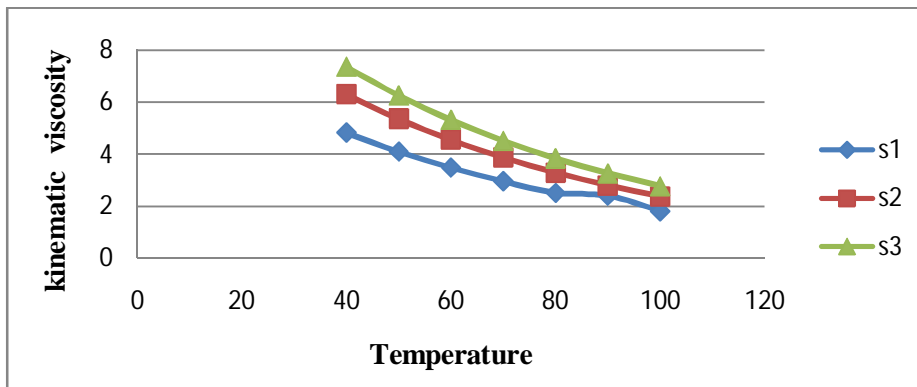


Fig 4.1: Variation of kinematic viscosity with temperature

However if we compare the value of kinematic viscosity with that of standard transformer oil, we find that our oil is comparatively less viscous than transformer oil. High value of viscosity is not suitable for insulation purpose as it will increase the resistance to flow of the oil.

The comparison of the kinematic viscosity of blended mixture and transformer oil at 40 and 100°C is shown below:

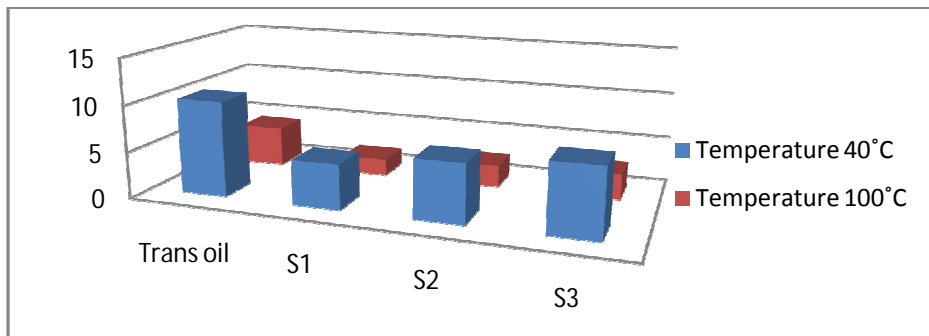


Fig4.2: Kinematic viscosity of transformer oil vs Different oil samples at 40°C and 100°C resp.

So from the above comparison it is clear that the kinematic viscosity of blends is less than the transformer oil. As high kinematic viscosity affects the speed of moving parts such as in power circuit breakers, switch gears etc. Moreover for better insulation property, the viscosity of oil should be low. So our oil different composition blends of castor and madhucaindica oil is suitable as transformer oil from kinematic viscosity point of view.

#### 4.2 Flash Point:

The flash point of our blended sample are 220°C (40% castor +60% mahua), 238°C (50% castor +50% mahua), 270°C (60% castor + 40% mahua).The flash point of standard transformer oil is 140°C (minimum). High flash point is very important to ensure high safety during in-service operation. The risk of fire hazard in transformers could also be reduced if the dielectric insulating fluid has a high flash point.

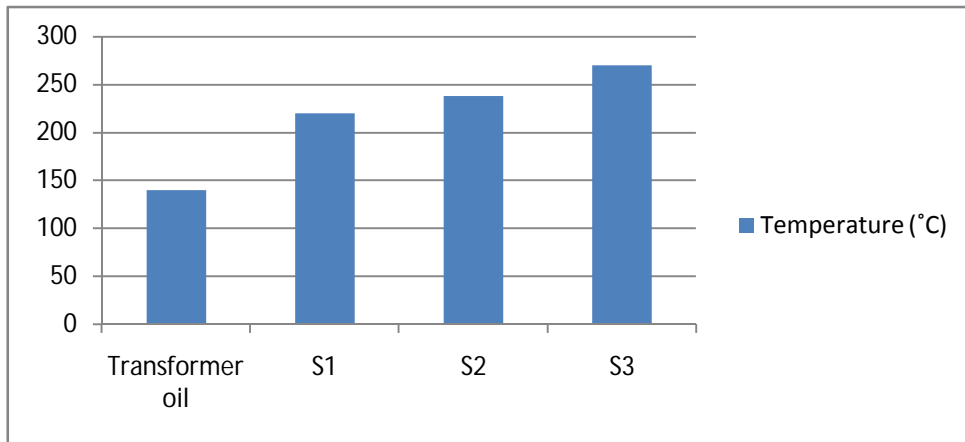
The flash point comparison of blended sample and transformer oil as a function of temperature is shown below:

## International Journal of Innovative Research in Science, Engineering and Technology

(A High Impact Factor & UGC Approved Journal)

Website: [www.ijirset.com](http://www.ijirset.com)

Vol. 6, Issue 9, September 2017



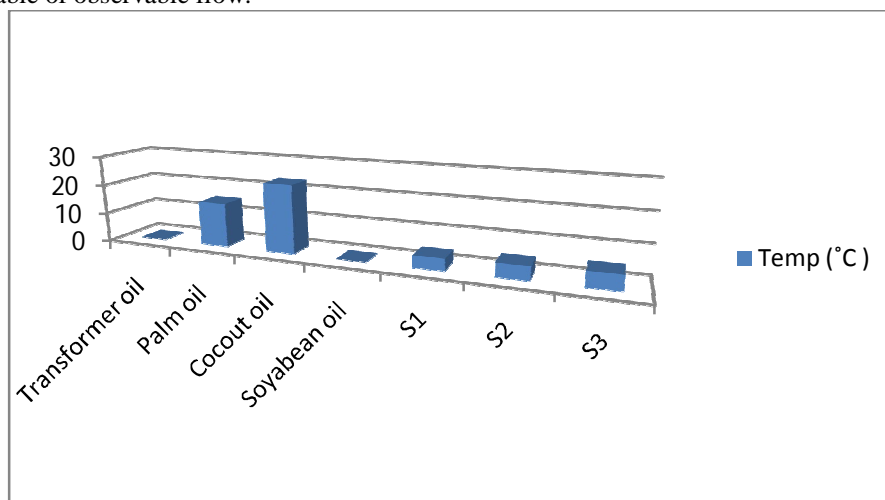
**Fig 4.3: Flash point of transformer oil vs different sample**

So, from the above observation, it is clear that that our sample oils are having much higher flash point than the minimum requirement. Such high flash point is a good indication of our oil to act as insulating oil. So from this prospective it is a good alternative for transformer oil.

### 4.3: Pour Point:

The value of pour point for our blended samples are 4°C (40% castor +60% mahua), 4.5°C (50% castor +50% mahua), 5°C (60% castor + 40% mahua). However for a transformer oil the standard value is -6°C (maximum). So this value is much greater than the minimum limit. So our oil is a good alternative for transformer oil in prospective to pour point.

It is the lowest temperature, expressed as multiple of 3°C at which the oil is observed to flow when cooled and examined under prescribed condition. In other words, the pour point of a fluid is the lowest temperature at which the fluid is capable of observable flow.



**Fig 4.4: Comparison of pour point of vegetable & transformer oil with mahua oil**

So from the above comparison it is clear that transformer oil shows negative pour point temperature, while in vegetable oil only soyabean shows negative pour point. The pour point of blends lies within the range and is suitable for alternative use on the basis of pour point analysis.

## International Journal of Innovative Research in Science, Engineering and Technology

(A High Impact Factor & UGC Approved Journal)

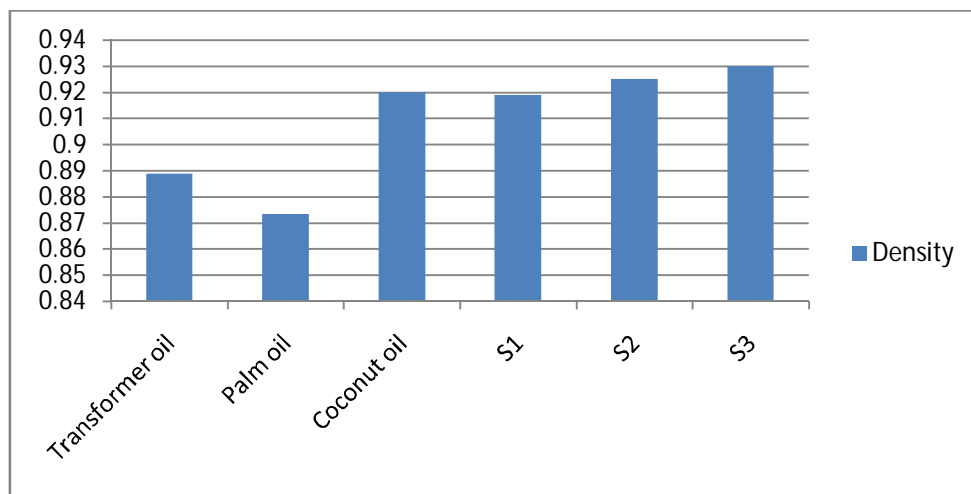
Website: [www.ijirset.com](http://www.ijirset.com)

Vol. 6, Issue 9, September 2017

#### 4.4: Density:

The density of blended oil comes out to be 0.919 g/cubiccentimeter (40% castor +60% mahua), 0.925 g/cubiccentimeter (50% castor +50% mahua), 0.930 g/cubiccentimeter (60% castor + 40% mahua. In general density property determines the buoyancy and purity. According to the IS code, the density for transformer oil is 0.889g/cubiccentimeter. So as a result of this, our blended sample 1 is good transformer oil.

The density of different vegetable oil in comparison to our different blended sample and transformer oil are as follows:



**Fig 4.5: Comparison of density of different oil samples**

So from the above analysis, it is noted that density of Sample 1 and transformer oil are very close. Hence it can act as good transformer oil.

#### 4.5: Breakdown voltage:

The breakdown voltage (dielectric strength) of Madhucaindica oil, Castor oil is measured individually and is found out to be 16.255kV and 24.5015kV. Four readings were taken and then the value of mean breakdown voltage were found out for both the oil.

Individual oil Reading

a) Madhucaindica oil.	b) Castor oil.
1 <sup>st</sup> reading=19.47	1 <sup>st</sup> reading=27.015
2 <sup>nd</sup> reading=15.21	2 <sup>nd</sup> reading=23.032
3 <sup>rd</sup> reading=11.70	3 <sup>rd</sup> reading=26.52
4 <sup>th</sup> reading=18.64	4 <sup>th</sup> reading=21.439

So, the mean values were found out to be 16.255kV for Madhucaindica oil and 24.5015kV for the Castor oil. And on the basis of these results we found the values of blended samples as:

# International Journal of Innovative Research in Science, Engineering and Technology

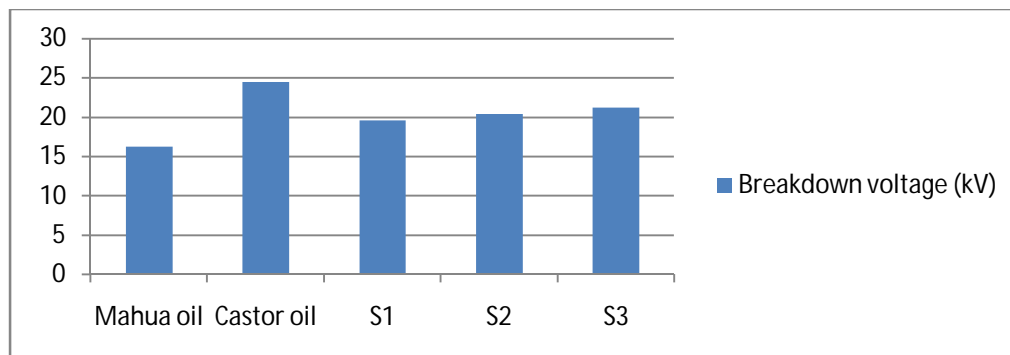
(A High Impact Factor & UGC Approved Journal)

Website: [www.ijirset.com](http://www.ijirset.com)

Vol. 6, Issue 9, September 2017

Breakdown voltage (kV)		
Sample 1	Sample 2	Sample 3
19.5536	20.3782	21.229

The individual breakdown voltage of Castor oil, Madhucaindica oil and the blended samples are shown below:



**Fig 4.6: Breakdown voltage of Madhucaindica oil samples**

As per IS code 335 for a new unfiltered mineral oil, the breakdown voltage should be atleast 30kV and for filtered mineral will it should be atleast 60kV. However, the value of dielectric breakdown for the blends were 19.5536kV, 20.3782kV and 21.2029kV respectively for sample 1, 2 and 3. So these blends cannot sustain for a high voltage transformer but can sustain low voltage transformer. So, it can be of great use for the low voltage transformer.

The dielectric strength of oil is most important parameter because it is the voltage at which breakdown of the insulating liquid or oil occurs between two electrodes under prescribed test conditions. It also serves to indicate the presence of contaminating agents, such as water, dirt, moist cellulosic fibres, or conducting particles in the liquid, one or more of which may be present when low dielectric breakdown values are found by test. However, a high dielectric breakdown voltage does not indicate the absence of all contaminants. So proper refining may result into higher dielectric strength for the blended samples. As a result of low dielectric strength, it cannot be used in high voltage transfer. On the other hand it can be a good alternative for low voltage transformer to serve as insulating oil.

#### 4.6: Result analysis of heat transfer in transformer:

With the help of governing equation of free convection, the value of convective heat transfer is determined. The heat transfer coefficient is determined for mineral oil, madhucaindica oil, castor oil, and the three blended sample having different composition of castor and madhucaindica oil.

The value of heat transfer coefficient for transformer oil is 51.68 W/m<sup>2</sup>°C Madhucaindica oil is 45.46 W/m<sup>2</sup>°C, Castor oil is 69.8271 W/m<sup>2</sup>°C and for the three samples were 55.2068 W/m<sup>2</sup>°C, 57.643W/m<sup>2</sup>°C, and 60.08 W/m<sup>2</sup> respectively for sample 1, 2 and 3. So it can be seen that the value of heat transfer coefficient of the samples were somewhat higher than the transformer oil or mineral oil, which gives us the indication that the samples can be a good alternative for transformer oil.

From the analysis, it is observed that higher will be the viscosity of oil, lower will the heat transfer coefficient and vice versa. It shows that heat transfer coefficient is inversely proportional to the viscosity of oil. So for higher heat transfer rate, the viscosity of oil should be low and heat transfer coefficient should be high.

We know that, for free convection

$$Q = h \times A \times \Delta T$$

From above, we can see that high value of h will give high value of heat transfer rate and as our oil is having a good value of heat transfer coefficient; it is a good alternative for transformer oil.

# International Journal of Innovative Research in Science, Engineering and Technology

(A High Impact Factor & UGC Approved Journal)

Website: [www.ijirset.com](http://www.ijirset.com)

Vol. 6, Issue 9, September 2017

## V. CONCLUSION

From the various experiments performed, following conclusion can be made:

- The convective heat transfer coefficients (h) of our blended samples are on higher side as compared to transformer oil. So, we conclude that it is sufficient to be a good alternative for transformer oil.
- The kinematic viscosities of our blended samples are less than the transformer oil. So it can be used as an alternative to transformer oil based on the experiment done.
- The dielectric strength of the blended sample is less than the transformer oil. So it cannot be used in high voltage transformer but it can be used in low voltage transformer.
- The flash points of our blended oil are quite higher than the transformer oil by and large 50°C to 60°C which shows its suitability to be used as an alternative to transformer oil.
- As far as pour point is concern, our blended mixture is suitable as an alternative to transformer oil.
- The density of transformer oil and blended sample 1 are very close to each other, which shows that it is a good alternative to transformer oil.

### Future scope:

From the present work, we have concluded that the blended sample especially sample 1 has the potential to be a substitute for low voltage transformer. However, the oil used in our work is extracted from seeds but not refined so, in future, for improving the property of oil, it can be refined, purified and some different composition mixture or blend may be formed so that it can be used in high voltage transformer as alternative oil.

## REFERENCES

- [1] Matharage.B.S.H.M.S.Y. and Fernando.M.A.R.M. 2013. Performance of coconut oil as an alternative transformer liquid insulation IEEE Transaction on dielectric and electrical insulation.20 (3):887.
- [2] Hijazi.F and Abderrazzaq.M.H.2012. Impact of Multi-filtration process on the properties of olive oil as a liquid dielectric. IEEE Transaction on dielectric and electrical insulation.19 (5):1673.
- [3] Azis.N, Jasni.J, Kadir.M and Mohtar.M.N.2013. Suitability of palm based oil as dielectric insulating fluid in transformers. J Electr Eng Technol.8:742.
- [4] Usman.M.A. Olanipekun.O and Henshaw.U.T.2012. A comparative study of soya beans oil and palm kernel oil as alternative to transformer oil. Journal of emerging trends in engineering and applied science (JETEAS).3(1):33-37.
- [5] Yaacib.M.M, Alsaedi.M.A.2015. Use palm oil as alternative with insulating oil in high voltage equipments. Physical science international journal.5 (3):172-178.
- [6] Susa Denja 2005. Dynamic thermal modeling of power transformers. Doctoral dissertational. Helsinki University of technology
- [7] T. A. Prevost and T. V. Oommen, "Cellulose insulation in oilfilled power transformers: part I—history and development," *IEEE Electrical Insulation Magazine*, vol. 22, no. 1, pp. 28–35,2006
- [8] L. E. Lundgaard, W. Hansen, D. Linhjell, and T. J. Painter, "Aging of oil-impregnated paper in power transformers," *IEEE Transactions on Power Delivery*, vol. 19, no. 1, pp. 230–239, 2004.
- [9] D.H. Shroff et.al., A review of paper ageing in power transformers, *IEE proceedings*, Vol. 132, Pt. C, No. 6, Nov 1985.
- [10] Ali Kazemi & Casper Labuschagne, "Protecting Power Transformers From Common Adverse Conditions", paper presented at the Ga-Tech and the Western Protective Relay Conferences, New Berlin" in 2005.
- [11] Vadirajacharya.K, Ashish Kharche, Harish Kulakarni, Vivek Landage, "Transformer Health Condition Monitoring Through GSM Technology" International Journal of Scientific & Engineering Research Volume 3, Issue 12, December-2012.
- [12] Akpan, U.G., Jimoh, A. and Mohammed, A.D. (2006):Extraction, Characterization and Modification of Castor Seed Oil, Leonardo Journal of Sciences, 5(8):43-52.