

# Design and Implementation of Interoperable IOT Healthcare System Based on International Standards

M. Ravi Kiran<sup>1</sup>, M.I.Salmaan<sup>2</sup> S.Saravanan<sup>3</sup>, M. Siva<sup>4</sup> and M.Ashok Kumar<sup>5</sup>

U.G. Scholar, Department of ECE, Adhiyamaan College of Engineering, Hosur, TN, India <sup>1,2,3,4</sup>

Assistant Professor, Department of ECE, Adhiyamaan College of Engineering, Hosur, TN, India <sup>5</sup>

**ABSTRACT:** In modern era of the medical system, the Internet of Things (IoT) is a scenario in which objects, people are provided with unique identifiers and the ability to transfer data over a network without requiring human-to-human or human-to-computer interaction. IoT is the network of physical objects and connectivity to enable it to achieve greater value and service by exchanging data with the manufacturer, operator and or other connected devices. By applying complex algorithms, data can be analysed and then shared it through wireless connectivity with medical professionals who can make appropriate health recommendations. This project includes the software ( CoAP , IEEE 11073 PHD ) and hardware ( heartbeat sensor , respiratory sensor , lcd , PIC 16F874A877A). The main object of this project health care monitoring via health to computer by server .

**KEYWORDS:** CoAp, ieee 11073 phd, respiraory sensor, heartbeat sensor, lcd, pic 16f874a877a.

## I. INTRODUCTION

According to of concerns for personal health, the healthcare industry has been advanced to later for IOT technology. The remote control healthcare system used to communicate with healthcare to the computer the IOT is used to unified remote IOT healthcare service. this IOT is interoperable .his is used to exchange (or) communicate the healthcare with network connectivity. This IOT interoperable is high reliability of data connectivity of data and integrity of data between healthcare devices (IOT-HOS). A CoAP is a software protocol intended o be used is very simple electronic devices. The allows them to communicate inter actively. This is used interoperable with the healthcare devices with the international standards.

## II. PROPOSED METHOD

In proposed system, exchange of data is enhanced and the data lossbetween the devices is reduced by using complex algorithms. The advantages of this system are high network connectivity. High reliability of data. High data integrity between IoT healthcare devices.

## III. SOFTWARE REQUIREMENTS

### IEEE 11073 PHD

IEEE 11073 DIM defines several classes for modelling an agent. The model describes an agent device as a set of objects that represent the data sources or as the elements that amanager can use to control the behavior of the agent and finally as the mechanism that agent uses to report updates to the status of agent representation. Agent device objects have attributes that represent information and status for the object. Manager devices communicate with agent device objectsthrough the use of well-defined methods, such as GET and SET, and are defined in each sub clause describing object information, such as measurements that are sent from agent data objects to the manager device using event reports. The service model defines the conceptual mechanisms for dataexchange services.

### CoAP(CONSTRAINED APPLICATION PROTOCOL)

CoAP is a software protocol intended to be used in very simple electronics devices that allow them to communicate interactively over the Internet. It is particularly targeted for small low power sensors, switches, valves and similar

components that need to be controlled or supervised remotely, through standard Internet networks. CoAP is an application layer protocol that is intended for use in resource-constrained internet devices [4]. CoAP is designed to easily translate to HTTP for simplified integration with the web, while also meeting specialized requirements such as multicast support, very low overhead, and simplicity. Multicast, low overhead, simplicity are extremely important factors for Internet of Things (IoT) and Machine-to-Machine (M2M) devices, which tend to be deeply embedded and have much less memory and power supply than traditional internet devices. Therefore, efficiency is very important. CoAP can run on most devices that support UDP or a UDP analogue.

#### IV. BLOCK DIAGRAM AND WORKING

##### WORKING

In this project the healthcare monitoring is process by a embedded system. The healthcare monitored by a heartbeat sensors, temperature sensor. Then the health o computer o communicate on via coAp server. The healthcare is monitored by hardware and computer communication is used server. This is embedded system of this healthcare monitoring. The PIC 16F877A Microcontroller is the processor of the embedded system. The LCD is a output device of this project. The power supply of the IoT interoperable healthcare device it is used a step down transformer. The Step down Transformer is used to step down the main supply voltage from 230V AC to lower value.

##### BLOCK DIAGRAM

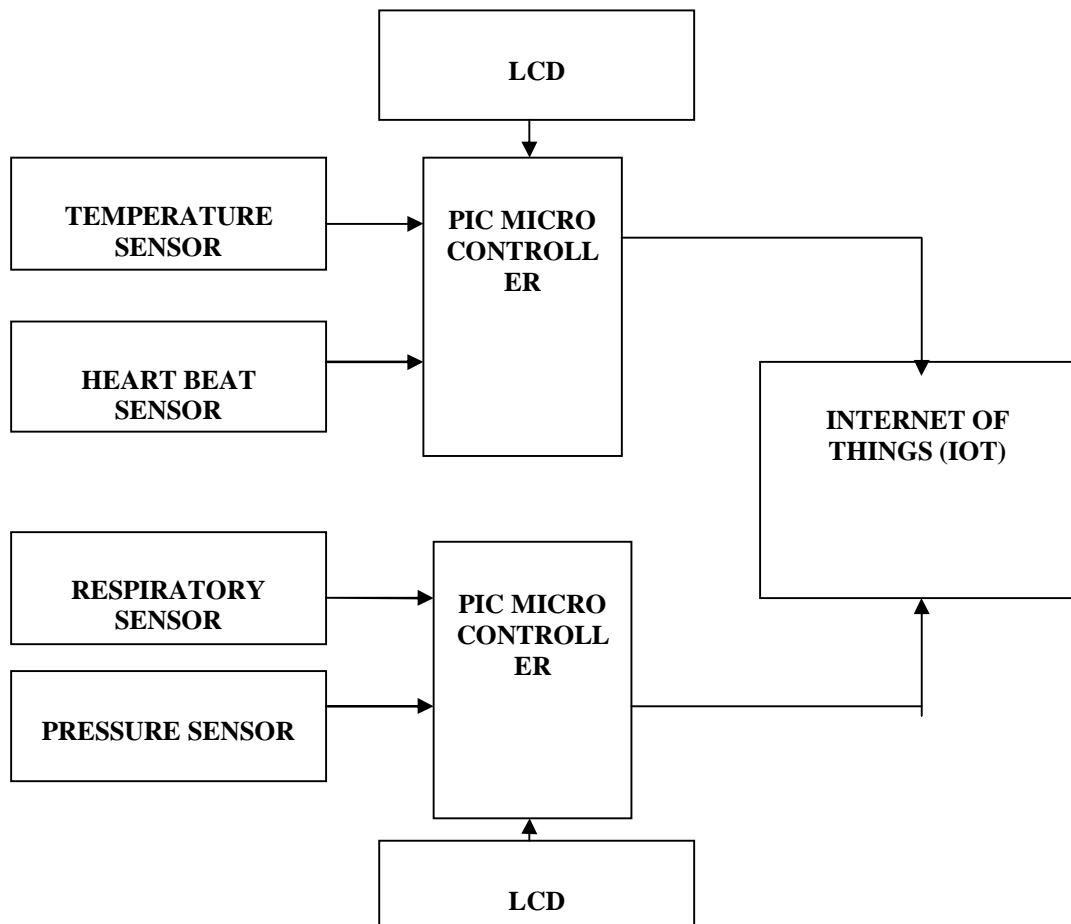
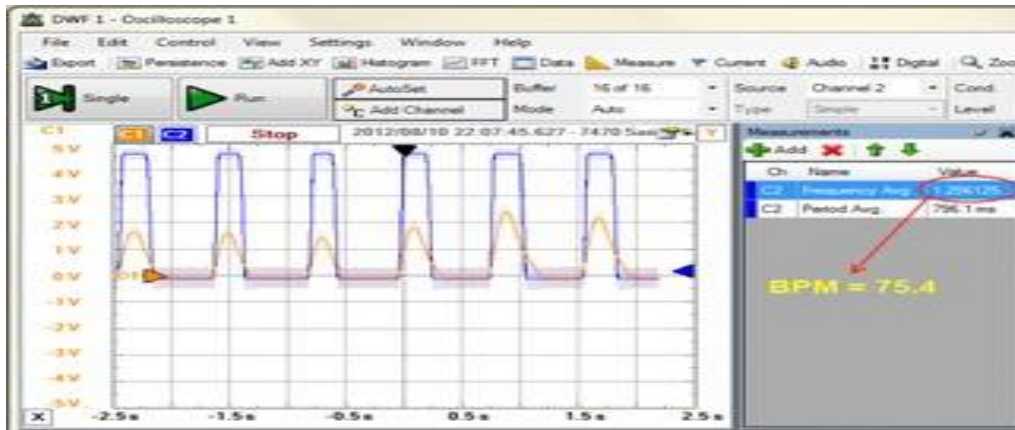


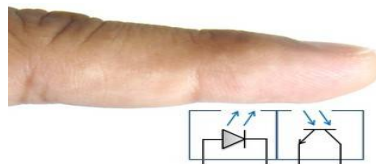
Fig 1: System Architecture

**HEAT BEAT SENSOR:**

The new version uses the TCRT1000 reflective optical sensor for photolithography. The output pulse can be fed to either an ADC channel or a digital input pin of a microcontroller for further processing and retrieving the heart rate in beats per minute(BPM).



**OPERATOR BAND**



**RESPIRATORY SENSOR**

The Respirator sensor is used to monitor abdominal or thoracic breathing in bio feedback application such as stress management and relaxation training.

**PRODUCT DESCRIPTION**

First Sensor develops and manufactures highly reliable sensors and customized sensor systems as a strategic partner to medical product manufacturers in the area of breathing and respiration. This is the process of respiratory sensor.

**FEATURES**

- Input voltage:5v
- Output voltage:5v
- Output:Analog
- Range:30%–65%
- Size (Approx.): 132cm (52" Long)

## PIC16F877A



Fig 2: Pin Diagram

## PICMICROCONTROLLER CORE FEATURES

- High-performance RISC CPU.
- Power-on Reset (POR).
- Power-up Timer (PWRT) and Oscillator Start-up Timer (OST).
- Wide operating voltage range: 2.0V to 5.5V.
- High Sink/Source Current: 25 mA.
- Commercial and Industrial temperature ranges.
- Low-power consumption.
- 2 mA typical @ 5V, 4 MHz.

## V. RESULTS

The IoT is the unified remote control healthcare system. This is the interoperable healthcare communication system. The heart beat sensor, respiratory sensor, temperature sensor, pic16f877a micro controller, power supply, LCD are the hardware of the interoperable healthcare system using IoT. The network server is the used for healthcare to computer communication. LCD shows the health communication. LCD is the output device.

## VI. CONCLUSION

In this paper, we have presented a new design of integrating ISO/IEEE 11073 DIM/Service Model with CoAP for healthcare devices in order to apply them in IoT environments. We have designed the architecture, detailed signalling procedure. We compared the performance of transmitting ISO/IEEE 11073 DIM using CoAP and HTTP, by the performance analysis, we have conducted comparative performance evaluation between HTTP and CoAP in terms of number of packets in one transaction, number of packets of different loss rate and a syntax using between XML and JSON. The results show that even in very high loss rate situation CoAP still transmits fewer packets than HTTP.

## REFERENCES

- [1] IHE Patient Care Device Technical Framework, Vol. 2 (PCD TF-2):Transactions, Integrating the Healthcare Enterprise (IHE), Nov. 4, 2014.
- [2] The Institute of Electrical and Electronics Engineers, ISO/IEEE 11073-20601 Standard for Health Informatics - Personal health device Communication - Application profile - Optimized exchange protocol.ISO/IEEE 11073-20601, 2008.
- [3] L. Schmitt, et al., Biosensor Communication Technology and Standards, Wiley-IEEE Press, 2014.
- [4] Z. Shelby, K. Hartke, and C. Bormann, Constrained Application Protocol, IEEE Internet-Draft, draft-ietf-core-coap-18, June 28, 2013.