



e-ISSN: 2319-8753 | p-ISSN: 2347-6710

IJRSET

International Journal of Innovative Research in
SCIENCE | ENGINEERING | TECHNOLOGY

INTERNATIONAL JOURNAL OF INNOVATIVE RESEARCH

IN SCIENCE | ENGINEERING | TECHNOLOGY

Volume 10, Issue 8, August 2021

ISSN INTERNATIONAL
STANDARD
SERIAL
NUMBER
INDIA

Impact Factor: 7.569

9940 572 462

6381 907 438

ijirset@gmail.com

www.ijirset.com

Experimental Studies on Claytile Powder as Partial Replacement of Cement for Sustainable Concrete

Swathy S Pillai¹, Anjali R Nair², Arya R³, Sajith S⁴, Arunima K S⁵

Professor, Department of Civil Engineering, St. Thomas college of Engineering & Technology, Chengannur,
Kerala, India¹

U.G Student, Department of Civil Engineering, St. Thomas College of Engineering & Technology Chengannur,
Kerala, India^{2,3,4}

ABSTRACT: This review paper emphasizes on clay tile powder as partial cement replacement and its objective is to create a sustainable environment and reduce problems of global warming. Cement production gives a huge impact to the environment in every stage of its production. These include air pollution in the form of dust and gases, sound and vibration during quarry crushing and milling. One of the solutions to solve this problem is by using modified cement. As a civil engineer, we have planned to replace the cement which is widely used in construction by clay tile powder. The modified cement is a cementitious material that meets or exceeds the Portland cement performance by combining and optimizing the recycled and wasted materials. This will indirectly reduce the use of raw materials and then become a sustainable construction material. This study includes previous investigations done on the properties of mechanical strength such as compressive strength and flexural strength of concrete produced using partial replacement of cement by clay tile powder. The main objective of this paper is to check the strength of concrete after replacement of cement by clay tile powder in various percentages such as 5%, 10%, 15% and 20% with the help of literature review found and studied. This is all research done to minimize the use of conventional material and form eco-friendly concrete.

KEYWORDS: Clay Tile Powder, Ordinary Portland cement (53 Grade), Mechanical composition

I. INTRODUCTION

Civil engineering practice and construction works depend to a very large extent on concrete. Concrete is one of the major building materials that can be delivered to the job site in plastic state and can be moulded in situ or precast to virtually any form or shape. Its basic constituents are cement, aggregate, coarse aggregate and water. Hence, the overall cost of concrete production depends largely on the availability of the constituents. Different alternative waste materials and industrial by-products such as fly ash, bottom ash, recycled aggregate, china clay, glass were replaced and investigated properties of concrete. Cement is produced by heating limestone and clay to very high temperature in a rotary kiln. Cement is produced by grinding the resulting clinker to fine powder. Water reacts chemically with cement to form the cement paste, which essentially acts as a “glue” holding the aggregate together. The reaction is an exothermic hydration reaction. The water-cement ratio is an important variable that needs to be “optimized”. High ratios produce relatively porous concrete of low strength whereas low ratios will tend to make the mix unworkable. Aggregate tends to represent a relatively high volume percentage of concrete, to minimize the cost of the materials. In this context, here we address seeking a replacement for cement. Several researches are conducting on tile powder as partial replacement for cement in concrete. In this context we focus on finding replacement of cement in the concrete mix. Marble powder, granite powder were earlier used as replacement of aggregates. Here we are replacing cement by Mangalore tile powder.

As a civil engineer, we have planned to replace the cement which is widely used in the construction by clay tile powder. We have replaced the clay tile after grinding it to the powder to replace cement.

Mangalore tiles were first invented in India in 1860, since then the industry has been flourishing. The tiles are prepared from waste clay, which are later fired in a kiln to obtain its improved properties like high strength, rich colour and water proofing properties. The main objective of this study is to seek the usage of waste and utilization

of the waste Mangalore tiles powder in concrete without sacrificing its strength. The IS 10262 – 2009 be followed for the mix design grade concrete after that optimization of cement is done. Clay tile which is used in concrete conforming to the zone as per IS 383 – 1970. The cubes are casted for the 3 parts of partial replacement as 5%, 10%, 15% and 20%, for cement by clay tile powder. The purpose of the project was to use claytile in concrete and determine how the concrete would perform compared to a standard mix.

II. RELATED WORK

Hemanth Kumar (2015) This paper studies the partial replacement of CA and FA in concrete with crushed clay tiles and waste clay tile powder respectively. The work was carried out to find the behavior and performance of solid tile waste in concrete. The crushed waste tiles were used to partly replace CA by 10% and 20 %, the waste clay tile powder was also used to partly replace FA by 10 % and 20 %. To assess the suitability of waste tiles in concrete mix workability test and compressive strength test was carried out on samples it was found out that optimum compressive strength was attained for 20 % replacement of crushed clay tiles.

T.GeethaKumariSudin. D. Srinidhi(2014) Important aspects of the work is to strengthen the concrete economically for structural applications by decreasing the aggregate content. This work demonstrates the suitability of Mangalore tiles as replacement of aggregates in concrete. Studying the behavior of concrete, replacing sand by different replacement percentage to get optimum results and using it for M20 grade of concrete. Same done for coarse aggregate replacing Mangalore tiles. Comparison of the mechanical properties of conventional concrete and proposed concrete.

III. SUPPLEMENTARY CEMENTIOUS MATERIAL USED

CLAY TILE POWDER

Broken Mangalore tiles obtained from the local market were crushed and normally powdered for use as replacements to cement. Portland cement of 53 grade conforming to IS:8112-1989 was used. Locally available river sand conforming to IS:383-1970 was used fine aggregate. Coarse aggregate passing through 200 mm and retained on 5.8 mm sieve was the fraction used.



a) Claytile powder

IV. MATERIAL REQUIREMENTS

CEMENT

The cement water paste has its characteristics properties of adhesion and cohesion by which it can bond well with aggregate to form a strong rock like mass called concrete as a consequences of the chemical reaction between cement and water.

AGGREGATES

Aggregates are inert materials such as sand, gravel, crushed stone that alone with water and Portland cement, are an essential ingredient in concrete. For a good concrete mix, aggregates needs to be clean, hard, strong particles free of absorbed chemicals or coatings of clay and other fine materials that could cause the deterioration of concrete. Aggregates strongly influence concrete's freshly mixed and hardened properties, mixture proportions and economy. Consequently, selection of aggregates is an important process. Although some variation in aggregate properties is

expected characteristics that are considered include grading, durability, particle shape and surface texture, abrasion, unit weight and voids, absorption and surface moisture.

Fine Aggregate

Fine aggregate are basically sand won from the land or the marine environment. Fine aggregates generally consist of natural sand or crushed stone with most particles passing through a 9.5mm sieve. As with coarse aggregates these can be from Primary, Secondary or Recycled source.

Coarse Aggregate

Construction aggregate, or simply "aggregate", is a broad category of coarse to medium grained particulate material used in construction, including sand, gravel, crushed stone, slag, recycled concrete and geosynthetic aggregates. Aggregates are the most mined materials in the world.

WATER

Water is an important ingredient of concrete because hydration takes place only in presence of water. The water, which is used for making concrete should be clean and free from harmful impurities such as oil, alkali, acid etc. In general the water, which is fit for drinking but not for mixing concrete. Some specifications also accept water for making concrete if pH value of water lies between 6 and 8.

MOULD

Cubical moulds of size 150 mm x 150 mm x 150 mm were used to prepare the specimens for determining the compressive strength of seashell powder concrete care was taken during casting and compaction. Cylindrical moulds of size 150 mm diameter, 300 mm height and beam mould size 1000 mm x 100 mm x 120 mm were used to prepare the concrete specimens for the determination of split tensile strength of foundry sand concrete respectively. All the specimens were prepared in accordance with Indian Standard Specifications IS: 516 – 1959. All the moulds were cleaned and oiled properly. They were securely tightened to correct dimensions and prevent leakage of slurry.

V. CASTING AND CURING OF TEST SPECIMEN

BATCHING

The measurement of materials for making concrete is known as batching. There are two methods of batching:

1. Volume batching
2. Weigh batching

Volume batching

Volume batching is not a good method of proportioning the material because of the difficulty it offers to measure granular materials in terms of volume. Volume of moist sand in loose condition weighs much less than the same volume of dry compacted sands the amount solid granular material in a cubic meter is an indefinite quantity.

Weigh batching

Weigh batching is the correct method for measuring the materials. For important concrete invariably, weigh batching system is adopted. Different types of weigh batches are available, in smaller works, the weigh arrangement consist of two buckets, each connected through a system of levers to a spring-loaded dials which indicated the load.

MIXING

Thorough mixing of material is essential for the production of uniform concrete. The mixing should ensure that the mass becomes homogeneous, uniform in colour and consistency. There are two methods for mixing concrete:

1. Hand mixing
2. Machine mixing

Hand mixing

Hand mixing is practiced for a small unimportant concrete works. As the mix cannot be thorough and efficient: it is desirable to add 10% more cement to cater for the inferior concrete produced by this method.



Machine mixing

Mixing of concrete is most invariably carried out by machine, for reinforced concrete work. Machine mixing is not only efficient, but also commercial, when the quantity of concrete is to be produced is large.

COMPACTION OF CONCRETE

Compaction of concrete is the process adopted for expelling entrapped air from the concrete. The test specimens are made as soon as practicable after mixing and in such a way as to produce full compaction of concrete with neither segregation nor excessive laitance. Each layer is compacted by hand or by vibration. When compacting by hand the standard tamping bar is used and the strokes of bar are distributed in a uniform manner over the cross section of the mould. The number of strokes per layer required to produce the specified conditions vary according to the type of the concrete.

CASTING OF SPECIMEN

Mould were properly fixed with screws and oil is applied on the surface for easy demolding. Concrete is prepared in the mixture and put in a tray. In this tray required quantity of bottle cap fibers are added and mixed properly. Fresh properties of concrete are determined. The specimens are cast. In the next day, specimens were demolded and put in a curing tank.

CURING OF CONCRETE

Concrete derives its strength by the hydration of cement particles. The hydration of cement particle is not a momentary action but a process continuing for a long time. Rate of hydration is fast to start with, but continuous over a very long time at a decreasing rate. Curing can be described as keeping the concrete moist and warm enough so that the hydration of cement can continue. Curing methods may be divided into four categories:

1. Water curing
2. Membrane curing
3. Application of heat
4. Miscellaneous

VI. TESTING OF SPECIMENS

COMPRESSION TEST

Compression test is the most common test conducted on hardened concrete, partly because it is an early test to perform and partly because most of the desirable characteristic properties of concrete are quantitatively related to its compressive strength. The compression test is carried out on specimen's cubical or cylindrical shape. The cubes specimen is of the size 15 x 15 x 15 cm if the largest nominal size of the aggregate does not exceed 20 mm, 10 mm size cubes may also be used as an alternative.

FLEXURAL STRENGTH TEST

The systems of loading used in finding out the flexural tension are central point loading and third point loading. In case of symmetrical two point loading where the bending moment is maximum. Since two point loading yield a lower value of modulus of rupture than the centre point loading, this test was performed on the beams specimens. The standard size of the specimens is 50 x 10 x 10 cm.

SPLIT TENSILE STRENGTH

Splitting test is an indirect method to determine the tensile strength of concrete. The apparatus used for finding splitting tensile stress were any compression testing machine of sufficient capacity and capable of applying load at specific rate. Concrete cylinder of 15 cm diameter and 30 cm length is used for the test, two packing strips of plywood conforming to IS 303-1960, 12 mm wide and 3 mm thick shall be used for each specimen.

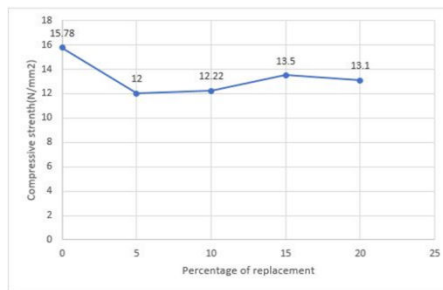


VII. EXPERIMENTAL RESULTS

COMPRESSIVE STRENGTH TEST

Table 1. 7th day compressive strength test results

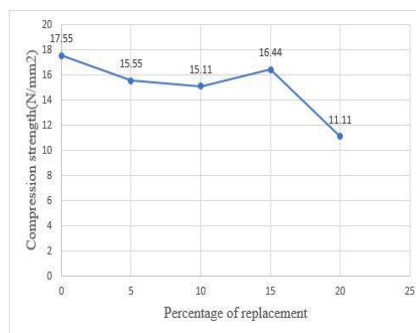
MIX TYPE	COMPRESSIVE STRENGTH (N/mm ²)
0%	15.78
5%	12
10%	12.22
15%	13.5
20%	13.1



a) Graph showing 7th day compressive strength

Table 2. 14th day compressive strength test results

MIX TYPE	COMPRESSIVE STRENGTH (N/mm ²)
0%	17.55
5%	15.55
10%	15.11
15%	16.44
20%	11.11

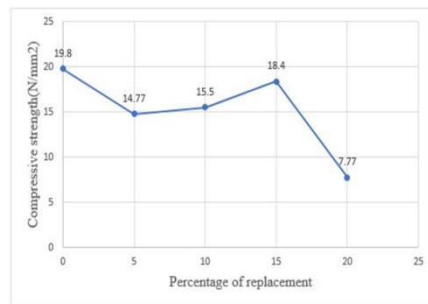




b) Graph showing 14th day compressive strength

Table 3. 28th day compressive strength test results

MIX TYPE	COMPRESSIVE STRENGTH (N/mm ²)
0%	19.8
5%	14.77
10%	15.5
15%	18.4
20%	7.77

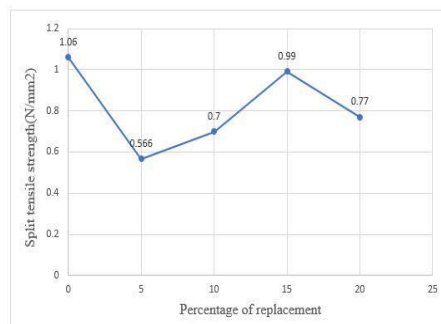


C) Graph showing 28th day compressive strength

SPLIT TENSILE STRENGTH TEST

Table 4. 7th day splitting tensile test results

MIX TYPE	SPLIT TENSILE STRENGTH (N/mm ²)
0%	1.06
5%	0.566
10%	0.7
15%	0.99
20%	0.77

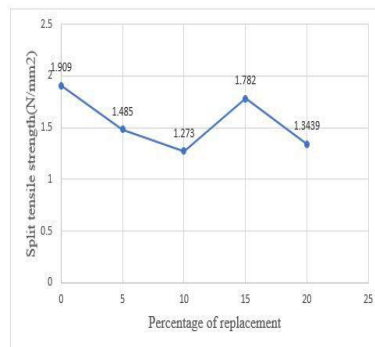


d) Graph showing 7th day split tensile strength



Table 5. 14th day splitting tensile test results

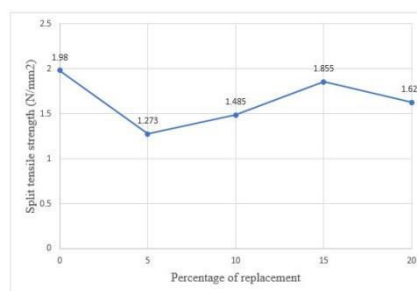
MIX TYPE	SPLIT TENSILE STRENGTH (N/mm ²)
0%	1.909
5%	1.273
10%	1.3439
15%	1.839
20%	1.485



e)Graph showing 14th day split tensile strength

Table 6. 28th day splitting tensile test results

MIX TYPE	SPLIT TENSILE STRENGTH (N/mm ²)
0%	1.98
5%	1.273
10%	1.485
15%	1.855
20%	1.626



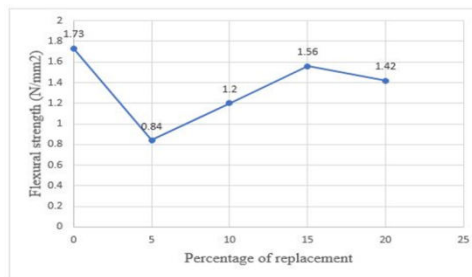
f)Graph showing 28th day split tensile strength



FLEXURAL TENSILE STRENGTH TEST

Table 7. 7th day flexural tensile strength test results

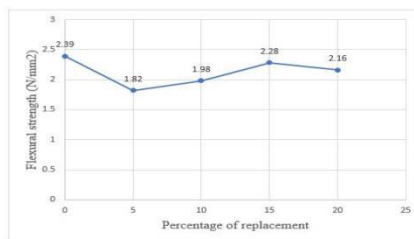
MIX TYPE	FLEXURAL TENSILE STRENGTH (N/mm ²)
0%	1.73
5%	0.84
10%	1.2
15%	1.56
20%	1.42



g) Graph showing 7th day flexural tensile strength

Table 8. 14th flexural tensile strength test results

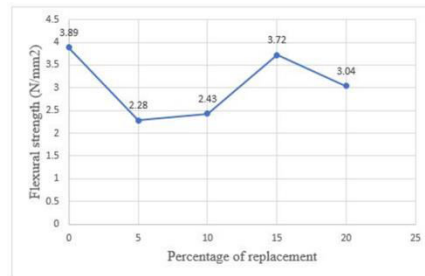
MIX TYPE	FLEXURAL TENSILE STRENGTH (N/mm ²)
0%	2.39
5%	1.82
10%	1.98
15%	2.28
20%	2.16



i) Graph showing 14th day flexural tensile strength

Table 9. 28th day flexural tensile strength test results

MIX TYPE	FLEXURAL TENSILE STRENGTH (N/mm ²)
0%	3.89
5%	2.28
10%	2.43
15%	3.72
20%	3.04

j) Graph showing 28th day flexural tensile strength

VII. CONCLUSION

Using claytile in concrete is a beneficial way for recycling this material instead of using landfills and this study promotes the incorporation of claytile into concrete mixes. The unit weight of concrete made using partial replacement of cement with claytile powder is almost unaffected. Using the same w/c ratio, increasing the replacement percentage of OPC with claytile powder increases the slump value and improves the workability. The basic test material results showed that the properties of claytile powder is similar to that of cement. The strength of concrete made with 5%, 10%, 15% claytile replacement met the target strength at 28 days and 20% replacement slightly failed to meet the target at 28 days of age. The workability of fresh concrete decrease with increase in the replacement of claytile powder content for the same dosage of concrete mix. The compression strength, tensile strength and flexural strength gradually increases from 0%, 5%, 10%, 15% replacement of claytile powder and decreases for 20% replacement of claytile powder. The 15% achieves the maximum tensile strength and flexural strength for partial replacement of cement with claytile powder is found to be greater than the conventional concrete. It reached maximum compressive strength when there is the partial replacement of cement with claytile powder (15%). So, the maximum percentage of replacement of claytile powder is 15%. This effort will create better benefit in future economic value to the local community and industries and also provide better solution in concrete technology.

REFERENCES

1. **T.GeethaKumariSudin. D. Srinidhi**, "Use of Crushed Mangalore Tile Waste as fine aggregate in Cement Mortar and Concrete Mixes" Journal of Civil Engineering Technology and Research, Vol 2, pp.403-419, No 1 2014 .
2. **Das, L., and Nataraja, M. C.** A simplified mix proportion for cement based composites with waste crushed tiles. International Journal of the Physical Sciences, 70, pp.385-390 , 2011 .
3. **Ponnappati. Manogna, M Sri Lakshmi**, "Tile powder as partial replacement of cement in concrete" , , International research journal of engineering and technology." Vol 02, Issue 4, July 2015.
4. **Kotresh.K.M, Anup.D.P, MesfinGetahunBelachew, Vageesh.H.P** , "Cost effective concrete by using mangalore tile wastages and iron ore slag" , , International Journal Of Innovative Research in Science, Engineering and Technology." Vol,4 , Issue 4 , April 2015.
5. **Dr. B. Krishna Rao, Manthena. Sri Lakshmi (2013)** Use of Tile Dust as Partial Replacement for Cement in Concrete.
6. **Naveen Kumar MS1, Nikhil B2, Nikhil Patel AR3, Nagaraja R4 and Veena Kumara Adi (2016)** Experimental studies on clay tile powder as partial replacement of cement for sustainable concrete.



**Impact Factor:
7.569**



INTERNATIONAL JOURNAL OF INNOVATIVE RESEARCH

IN SCIENCE | ENGINEERING | TECHNOLOGY

 9940 572 462  6381 907 438  ijirset@gmail.com



www.ijirset.com

Scan to save the contact details