



e-ISSN: 2319-8753 | p-ISSN: 2320-6710

IJRSET

International Journal of Innovative Research in
SCIENCE | ENGINEERING | TECHNOLOGY



INTERNATIONAL JOURNAL OF INNOVATIVE RESEARCH

IN SCIENCE | ENGINEERING | TECHNOLOGY

Volume 10, Issue 5, May 2021

ISSN INTERNATIONAL
STANDARD
SERIAL
NUMBER
INDIA

Impact Factor: 7.512

Network Encoding Protocol for Power Management Scheme in WSN

Prof. Nanda S. Kulkarni

Professor, Department of Electronics & Telecommunication, Siddhant College of Engineering, Pune, India

ABSTRACT: Wireless Sensor Network (WSN) is that the key in addition to of wisdom and is extensively utilized at interims the structures bolstered Internet of Things (IoT). The sharp indicator center points are utilized in applications like system perceptive, therapeutic thriving consideration structures, and so forth. Anyway these centers are essentialness constraint devices. Efficient bundle and adequate group head (CH) assurance plans are required, in choose to advance essentialness stinting of finder center points. Amid this paper, vivacious CH assurance procedure (DCHSM) is utilized wherever CHs are picked in 2 phases. This computation advances imperativeness stinting on far reaching scale thus are frequently utilized for IoT applications. At first, QB Cluster chart is utilized to segment the insightful point plane figure molded groups. CH assurance is performed in 2 phases. To begin with course of CH is picked bolstered seen shot and in this manner the minute course is picked on the reason of survival time estimation. Entertainment examination appears that DCHSM defeats the standard strategies regarding get ready life expectancy Index.

KEYWORDS: Wireless Sensor Networks (WSN), Cluster Head (CH), Internet of Things, Voronoi Diagram, Dynamic Cluster Head Selection Method.

BACKGROUND

For applications from individual contraptions to mechanical devices, IoT is the rapidly creating development, where sensors are related remotely to web. IoT interfaces the world with recognizing, initiation, arranging and distributed computing [1– 3]. The possibility of adroit world is the consequence of mix of the world with web. IoT finds application in astute household, insightful city, sharp vehicles, related prosperity, related vehicle, keen structures, mechanical web and so forth. The Cluster of IoT is WSN. WSN goes about as the staggering structure for recognizing, arranging and directing [4– 6].

Minimal effort sensor and low power hubs are to be made for applications in prosperity care watching, mechanical watching, splendidly structures, military organizations, normal life checking, wild fire checking, and wisely transportation systems etc. In inside the checking range the sizable sensor center points arranged subjectively are webbed together using WSNs. Free of the serious condition, the sensor center point is careful to detect the watching range. The sweeping scale information collected by sizable number of sensor centers are used and finds application inside the field of IoT.

The sensor centers self-sort out and tracks the checking zone watchfully. For exact estimations, the centers should work botch free all through. Batteries are the in a manner of speaking source to supply essentialness to sensor centers. Sensor center points experienced the greater part of the essentialness while transmitting and tolerating sizable information. Because of the thick state of condition in which the center points are sent, it is difficult to displace the batteries of sensor center points. In order to push ahead the lifetime of WSN, it is most basic to lessen essentialness usage of individual sensor center points in this manner keeping up a vital separation from quick battery exhaust.

Specific boards of trustees directed a couple asks about on bunching strategies for imperativeness saving in WSN [7]. Arrange transmission eats up more control contrasted with bunching strategies, since every sensor center point discuss direct with the BS. In bunching strategies, in a manner of speaking the pioneer picked as the CH of the individual group,

discuss its information with the BS because of which pointless wastage of essentialness is discarded to a far reaching grow. To detect nature of speaking the non CH people are careful in a manner and

Speak with the individual CHs. CHs of the individual group alone are able to gather the information and send it to BS when non CH people are idle when individual center point imperativeness is saved at whatever point. CHs of the individual group alone are able to gather the information and send it to BS at data transmission expel of other non CH people are diminished. Along these lines bunching methodologies push ahead imperativeness saving in WSN extending the mastermind lifetime. In organize to push ahead essentialness saving of sensor center points, efficient grouping and real CH decision systems are required. The two information traffic among all CH centers as such pushes ahead the lifetime of WSNs.

The computation join two phases to be explicit, set up stage and unflinching state arrange. In the midst of set up stage, CH is picked and bunches are formed. Predictable state organizes joins transmission of information.

A number is picked in stretch out of and 1 heedlessly for every center. If the discretionary number gotten for every center is not as much as its breaking point regard by then it can hold the situation of CH. Authentic CH decision plans are required, in orchestrate to push ahead essentialness saving of sensor center points. A deterministic part is incorporated to Filter figuring, to make deterministic Filter count, which focus fundamentally on CH decision criteria [10].

The deterministic part included to the edge regard pushes ahead essentialness saving of sensor center points by mulling over the rest of the imperativeness of individual hubs.

In IoT applications, dynamic gathering is an appropriate response for tremendous scale data assembling. Dynamic gathering got criticalness to alter the traffic load among various CHs [12]. Here periodic improvement of groups pulls in particular systems in improving the flexibility and essentialness saving in WSNs.

DCHSM examining a two phase bunching computation. At first, polygonal framed groups are made using Voronoi diagram [11]. By then CH is picked in two phases. The first course of CH is picked subject to seen likelihood and the moment course of CH is picked reliant on survival time estimation computation.

The work is sorted out as: Framework show is elucidated in Area II. Amusement examination is given in Area III taking after the end in Area

IV. PROPOSED SYSTEM

The proposed framework is separated into three stages: level task component, 2 associated Cluster organizes arrangement and at last steering. In to begin with stage, the base station relegates level to each sensor hub within the organize. In following stage, a 2-connected Cluster arrange is shaped utilizing CHs. In third stage, hubs forward their Both dispersed and centralized clustering plans play significant part in vitality sparing in WSN. Base station holds the prime position within the centralized strategy. Base station at first collects the vitality and area subtle elements of each hub will utilize the data to make clusters, choose CH, and shape the organize. Despite the way that brought together bunching pushes ahead efficiency of mastermind regarding imperativeness saving, it crashes and burns to push ahead efficiency for gigantic scale organize. In appropriated bunching methodology, the sensor centers self-sort out and are themselves skilled to make groups, pick CH and casing the compose and thusly pushes ahead efficiency of orchestrate as far as adaptability [8].

Investigators are pointing towards pushed ahead essentialness saving in Wireless sensor systems. Passed on grouping strategy is used to realize Moo imperativeness flexible bunching pecking request (Filter) estimation. In Filter estimation, CH center points are picked dependent on fated probability [9]. Non CH individuals screen the earth and bestow the data it assembled with the CH. CH transfer the information and communicate with the BS. Too the figuring businesses the idea of CH upheaval to change the packs to the lower level center points dependent on the weight fill in as low down in this manner.

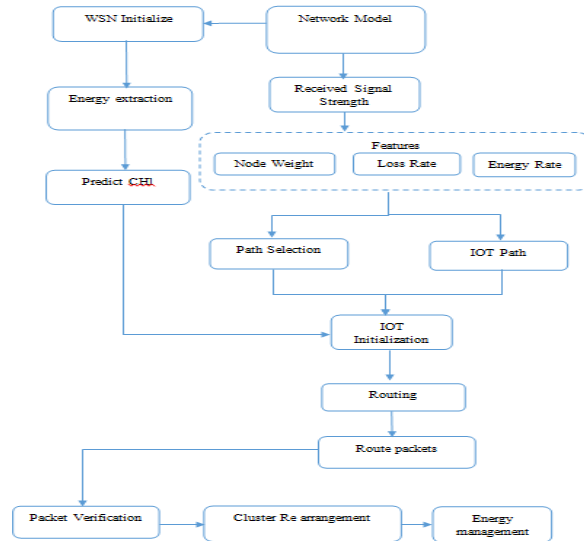


Fig 1. Proposed System Block Diagram

V.ASSIGNMENT LEVEL MECHANISM

In this stage, we dole out dimension (L) to each hub in the system relying upon its Distance from the base station. At first, dimension of the considerable number of hubs is zero including the base station. The total space between the last nodes from the base station called as the radius of the network. At that point we are applying the weight to the hubs by utilizing the separation from the base station. The nodes which are nearer to the base stations getting higher weight factor and nodes which are far from the base station getting lower weight factor. Then we are assigning the cluster head using the residual energy and based on the centroid approach, that is we are giving priority to the nodes which is nearer to the base station.

A. Connected Cluster Network Formation

In this stage, the Cluster organize is shaped with CHs in the system. Group run (BR) is utilized to give Cluster network. Group extend is the range between the associated CHs. Here, the group heads in level L1 are straightforwardly associated with the BS. Nonetheless, different CHs aside from hubs in L1 use their dimensions and BR for choosing next bounce CHs.

B. Routing in Weight Based

In this stage, directing is performed where group head in a dimension is just permitted to transmit the parcel to a next jump hub in next lower level dependent on a weight work. Here, the weight work considers lingering vitality level and connection separate.

C. Received Signal Strength Scheme

In the proposed methodology, there are three stages to accomplish the probabilistic forecast coefficient so as to gauge the connection security for solid information conveyance in the whole system.

The three steps incorporated in the distributed approach for determining the link stability are

- a) Estimation of neighborhood solidness dependent on Energy



- b) Estimation of neighbor steadiness dependent on connection misfortune
- c) Manipulation of lifetime of mobile nodes

D. Cluster Reconfiguration Stage

System reconfiguration is vital to accomplish adjusted vitality utilization and furthermore to diminish the pointless systems administration overhead because of incessant re-bunching. In this system, the normal lingering vitality of CHs is contrasted and Maximum Threshold MAXTH just as Minimum Threshold MINTH esteem. It has three conceivable cases. These are:

1. On the off chance that the normal lingering vitality of CHs is higher than MAXTH, same forwarder set is utilized for information sending and Re grouping banner is set to 0.
2. In the event that the normal vitality of CHs is among MAXTH and MINTH, at that point another arrangement of forwarder hubs is browsed the current CHs and Clustering banner moves toward grouping.
3. In the event that the normal vitality is not exactly MINTH, re-grouping process is conjured so as to choose another arrangement of CHs and Re bunching banner is set to 1.

VI. NUMERICAL SIMULATIONS

In this segment, we present reenactment results on the system misfortune probabilities of our disseminated ideal development procedure under different setting of support sizes and the quantity of versatile operators just as various information entry examples to the system. Specifically, we here exhibit its impressive execution improvement over the standard arbitrary walk procedure in which an irregular stroll at the present hub moves to any of its goal hubs. In every one of these reproductions, we see that the system misfortune likelihood under our Network coding Algorithm is around multiple times littler than that of the Distributed ideal Movement Strategy. Note that the system misfortune probabilities for both the standard irregular walk methodology and system coding technique will in general increment with a bigger number of sensor hubs ($n = 200$), since the quantity of sensor hubs to be secured by a versatile authority itself increments. The measure of decrease in the system misfortune likelihood that we accomplish from Network coding procedure (in examination with the standard arbitrary walk strategy) is a lot more noteworthy than the current one. For every landing example (or every reproduction figure), the information focuses are gotten by taking the normal of the outcomes under 30 distinctive heterogeneous and spatially-connected information entry designs. We expect that our thinking behind the Network coding procedure can be pertinent for the plan of Markovian arbitrary walk-based applications test topologies of every sensor hubs. In every one of these reenactments, we see that the system misfortune likelihood under our Network coding Algorithm is around multiple times littler than that of the Distributed ideal Movement Strategy. In all cases, our coding procedure is reliably superior to the standard arbitrary walk system, and the proportion tends to decreased, inferring that our methodology is progressively more benefits as the cushion measure.

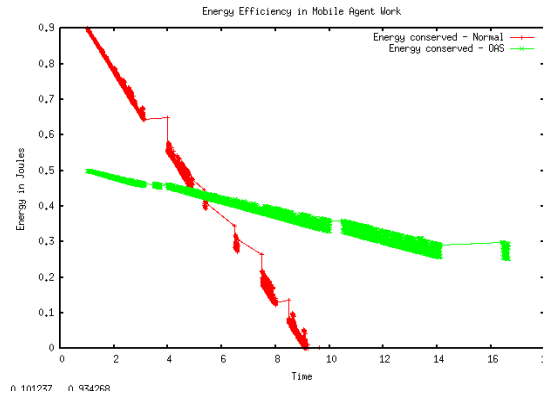


Fig 2. Energy efficiency

Represents to the vitality effectiveness concerning vitality and time. From this assessment the usage of vitality is diminished in system coding process as appeared in figure.

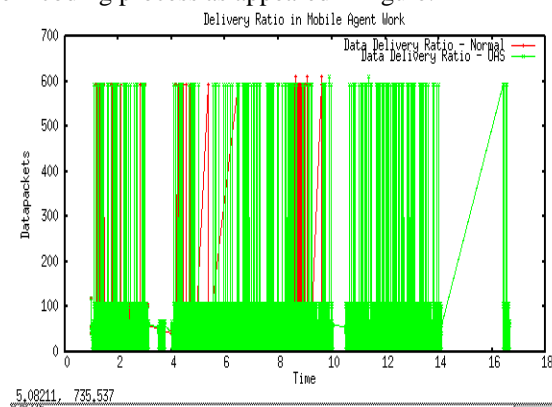


Fig 3. Delivery ratio

Represents to the conveyance proportion regarding time and number of information parcels. From this appraisal no of conveyance parcels is expanded contrasted with the appropriated ideal development methodology.

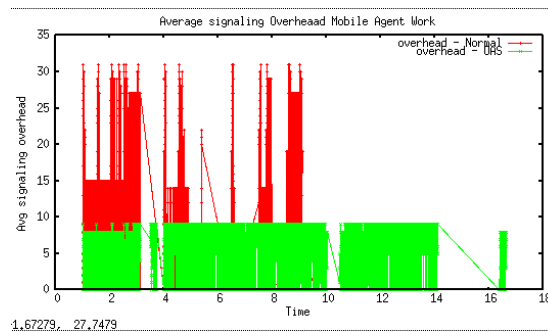


Fig 4. Average signalling overhead

Represents to the normal flagging overhead concerning time and number of sensor nodes. From this appraisal flagging secured over the whole system is similarly high than the current work.

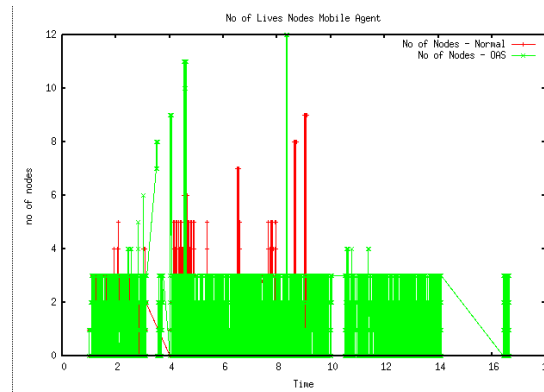


Fig 5. Number of live nodes

Speaks to the no of live hubs concerning time and no of nodes. From this recreation evaluation the general hub covers the system.

VII.CONCLUSION

In this exertion, we have tested the DCHSM execution in WSN. At first QB Cluster outline is utilized to acquire Rectangular molded groups. CHs are picked in two one of a kind stages. Results for 100 center points when striven for 2000 emphases shows that DCHSM improves the waiting imperativeness in WSN by 5.38% stood out from Deterministic LEACH and 5.73% appeared differently in relation to LEACH. Thus DCHSM improves essentialness saving and constructs the framework lifetime. The test isn't striven for sizable centers. Thereafter, the comparable can be striven for sizable sensor centers. Also, clear imperativeness models are used in the computation, which identifies wrong for particular applications.

REFERENCES

1. Adrian Perrig, Robert Szewczyk, J. D. Tygar, Victor Wen, and David E. Culler. "SPINS: Security protocols for sensor networks." *Wireless networks* 8, no. 5 (2002): 521-534.
2. Ali Peiravi, and Maria Farahi. "Reliability of Wireless Body Area Networks used for Ambulatory Monitoring and Health Care." *LifeScienceJournal* 7 (2005): 85.
3. Ameen, M. A., NiamatUUah, and KyungsupKwak. "Design and analysis of a MAC protocol for wireless body area network using wakeup radio." In *Communications and Information Technologies (ISCIT), 2011 11th International Symposium on*, pp. 148-153. IEEE, 2011.
4. AnirudhNatarajan, MehulMotani, Buddhika de Silva, Kok- Kiong Yap, and K. C. Chua. "Investigating network architectures for body sensor networks." In *Proceedings of the 1st ACM SIGMOBILE international workshop on Systems and networking supportforhealthcare and assisted living environments*, pp. 19-24. ACM, 2007.
5. Benoit Latre, Bart Braem, Ingrid Moerman, Chris Blondia, and Piet Demeester. "A survey on wireless body area networks." *Wireless Networks* 17, no. 1(2011): 1-18.
6. BoKeun Choi,, ByungSoo Kim, SangSeol Lee, KyuYeul Wang, YongJun
7. Kim, and DuckJin Chung. "Narrowband Physical Layer design for WBAN system." In *Pervasive Computing Signal Processing and Applications (PCSPA), 2010 First International Conference on*, pp. 154-157. IEEE, 2010.
8. Changle Li, Huan-Bang Li, and Ryuji Kohno. "Performance evaluation of IEEE 802.15. 4 for wireless body area network (WBAN)." In *Communications Workshops, 2009. ICC Workshops 2009. IEEE International Conference on*, pp. 1-5. IEEE, 2009.
9. Charles E. Perskins, and Elizabeth M. Royer. "Ad-hoc on- demand distance vector routing." In *Mobile Computing Systems and Applications, 1999. Proceedings. WMCSA'99. Second IEEE Workshop on*, pp. 90-100. IEEE, 1999.
11. ChingYao Huang, MeiLing Liu, and ShihHeng Cheng. "WRAP: A weighted random value protocol for multiuser



wireless body area network." In Spread Spectrum Techniques and Applications (ISITA), 2010 IEEE 11th International Symposium on, pp. 116-119. IEEE, 2010.

12. Chris Karlof, and David Wagner. "Secure routing in wireless sensor networks:Attacks and countermeasures." Ad hoc networks 1, no. 2 (2003): 293-315.
13. [Dave Singelee, Benoit Latre, Bart Braem, Michael Peeters, Marijke De Soete, Peter De Cleyn, Bart Preneel, Ingrid Moerman, and Chris Blondia. "A secure cross-layer protocol for multi-hop wireless body area networks." Ad-hoc, Mobile and Wireless Networks (2008): 94-107.
14. C. Clavier, K. Gaj, C. De Canni'ere, O. Dunkehnan, and M. Knezevic, "KATAN and KTANTAN—a family of small and efficient hardware-oriented block ciphers," in Proceedings of the Cryptographic Hardware and Embedded Systems (CHES '09), pp. 272-288, Springer, Berhn, Germany, 2009.
15. Deva Seetharam and Sokwoo Rhee. "An efficient pseudo random number generator for low-power sensor networks [wireless networks]." In Local Computer Networks, 2004. 29th Annual IEEE International Conference on, pp. 560-562. IEEE, 2004.
16. Elaine Shi, and Adrian Perrig. "Designing secure sensor networks." Wireless Communications, IEEE 11, no. 6 (2004): 38-43.
17. Emil Jovanov, AleksandarMilenkovic, Chris Otto, and Piet
18. C. De Groen. "A wireless body area network of intelligent motion sensors for computer assisted physical rehabilitation." Journal of NeuroEngineering and rehabilitation 2, no. 1 (2005).
19. [10]Emil Jovanov, AleksandarMilenkovic, Chris Otto, Piet De Groen, Bruce Johnson, Steve Warren, and GueseppeTaibi. "A WBAN system for ambulatory monitoring of physical activity and health status: applications and challenges." In Engineering in Medicine and Biology Society, 2005. IEEE- EMBS 2005. 27th Annual International Conference of the, pp. 3810-3813. IEEE, 2006.



INNO  **SPACE**
SJIF Scientific Journal Impact Factor

**Impact Factor:
7.512**

ISSN INTERNATIONAL
STANDARD
SERIAL
NUMBER
INDIA



INTERNATIONAL JOURNAL OF INNOVATIVE RESEARCH

IN SCIENCE | ENGINEERING | TECHNOLOGY

 **9940 572 462**  **6381 907 438**  **ijirset@gmail.com**



www.ijirset.com

Scan to save the contact details