



e-ISSN: 2319-8753 | p-ISSN: 2320-6710

IJIRSET

International Journal of Innovative Research in
SCIENCE | ENGINEERING | TECHNOLOGY

INTERNATIONAL JOURNAL OF INNOVATIVE RESEARCH


IN SCIENCE | ENGINEERING | TECHNOLOGY

Volume 10, Issue 5, May 2021

ISSN INTERNATIONAL
STANDARD
SERIAL
NUMBER
INDIA

Impact Factor: 7.512

 9940 572 462

 6381 907 438

 ijirset@gmail.com

 www.ijirset.com



Voltage Overloading and Theft Detection with Breakdown of Conductor Using IoT

Tejas Bambadkar¹, Snehal Wadhai², Manisha Sarap³, Chetan Verulkar⁴, Ujwal Bhagat⁵,
Y.D.Shahakar⁶

UG Student, Department of Electrical Engineering, P. R. Pote Patil College of Engineering & Management, Amaravati,
Maharashtra, India ^{1,2,3,4,5}.

Professor Department of Electrical Engineering, P. R. Pote Patil College of Engineering & Management, Amaravati,
Maharashtra, India ⁶

ABSTRACT: The Generation, transmission, and dispersion of electrical energy include any operational misfortunes. We can characterize the misfortunes in age however dissemination and transmission of misfortunes can't be correctly evaluated with the sending end data. This represents the association of nontechnical boundaries in the transmission and dispersion of power. In addition, specialized misfortunes happen normally and are caused as a result of influence dissemination in transmission lines, transformers, and other influence framework parts. Specialized misfortunes in Transmission and Distribution are registered with the data about the complete burden and the absolute energy bill. While innovation is the raising inclines, we ought to likewise take note of the expanding unethical exercises. The framework forestalls the unlawful utilization of power. Now of a mechanical turn of events, the issue of illicit utilization of power can be settled with no human control utilizing IoT. With the execution of this framework will save a lot of power, and along these lines power will be accessible for a more noteworthy number of the customer than prior, in a profoundly populated country like India, China. Force robbery can be characterized as the use of electrical force with no legitimate agreement with the provider. These days with arising improvements in all areas and developing requests, power has become a need for each person and each association. The fundamental system for power supply incorporates power age, power transmission, and force circulation to the objections. Normally attributable to few specialized flaws, misfortunes may happen because of influence dissemination by certain gadgets. These misfortunes can be limited utilizing the quick creating innovation, yet shouldn't something be said about the other sort of misfortunes? These are the misfortunes caused intentionally by people for illicit admittance to influence circulation. This is power burglary. In agricultural nations like India, power burglary is perhaps the most predominant issue which causes monetary misfortunes as well as a sporadic inventory of power. It hampers the working of ventures and industrial facilities, because of the lack of force provided to them. It makes a deficiency of force supply homes. It prompts loss of income by Government as individual endeavours may pick to introduce their force generators, expands debasement in the type of pay-offs, and some more. At last, it is the country's economy that endures alongside the country's political standing. In this paper, a basic plan for a solitary stage power robbery recognizable proof and ready framework is proposed which utilizes a constant examination technique to analyse the flow (I1) at the approaching side of the energy meter with that of the heaping side (I2), if both the I1 and I2 are same it is viewed as that there is no force burglary happened, assuming I1 is more noteworthy than I2, it is considered as force robbery has been happened which is promptly insinuated to the Electricity Board utilizing the Internet in Real-time.

I. INTRODUCTION

Burglary of power is the criminal act of taking electrical force. It is a wrongdoing and is deserving of fines as well as imprisonment. It has a place with non-specialized misfortunes. Lately, power robbery which makes a ton of misfortune power sheets is the most serious issue. In nations like India, these circumstances are all the more frequently, on the off chance that we can forestall these burglaries we can save a ton of force. To identify an unapproved tapping on circulation lines electrical force burglary discovery framework is utilized. The circulation organization of the electrical force supply framework is the fundamental execution part of this framework. The current framework can't distinguish the specific area of the tapping. Our framework discovers on which electrical line there is a tapping. This is a

continuous framework. In a respectably non-industrial country in the improvement of the country, the force area gives quite possibly the main sources of info. The utilization of power in India is expanding at a lot quicker rate. Accordingly, a need has excited to create, communicate and convey electric force most prudently. [3] The electrical force framework is been partitioned into age, transmission, and dispersion. Misfortunes in the transmission framework are a lot lower than misfortunes on the appropriation side and issues are not regular on the dissemination side. The vast majority of the misfortunes are brought about by flaw and robbery in the conveyance framework. In this paper, the emphasis is on single-stage to ground deficiency in the electrical cable. At the point when a solitary stage to ground deficiency happens, it gets important to identify flaws rapidly and with precision. It gets trying for the force organization to distinguish and fix the flaw as fast as could be expected. Insurance frameworks are intended to recognize the area of flaws and segregate just the blamed segment all together not to harm the entire hardware in the force framework. In the proposed idea with the utilization of a remote sensor network accurate area of the flaw can be analysed. Along these lines giving ideal activity of electric force. The goal of this paper is to give a straightforward method to identify the deficiency and show the specific area of happened flaw which will at last prompt ideal activity of the entire framework and to improve the dependability of the dispersion organization. Electrical organizations, machines, and gear are regularly exposed to different sorts of shortcomings while they are inactivity. At the point when a deficiency happens, the trademark esteems (like impedence) of the machines may change from existing qualities to various qualities till the issue is cleared. There might be a ton of probabilities of shortcomings to show up in the force framework organization, including lighting, wind, tree falling on lines, contraction disappointment, and so forth The deficiency beginning likewise includes protection disappointments and directing way disappointments which bring about short circuits and open circuits of conductors. Under typical or safe working conditions, the electric gear in a force framework network works at the ordinary voltage and flow evaluations. When the shortcoming happens in a circuit or gadget, voltage and current qualities veer off from their ostensible reaches. As a rule, power framework networks are secured with switchgear insurance gear, for example, circuit breakers and transfers to restrict the deficiency of administration because of electrical disappointments after the event of the shortcoming. The plan of frameworks to identify and intrude on power framework shortcomings is the fundamental goal of force framework insurance. The principal kinds of issues are symmetric and awry. The transmission, just as appropriation of power, instigates a lot of loss of force. The amount of this misfortune is rising step by step because of it the influence specialists are confronting misfortunes in their benefits another technique to distinguish the extortion clients is proposed. There is a gigantic power interest and there is consistently confusion among the organic market. The palatable activity of force frameworks requires the general coordination of all the force framework parts. Consideration and centre are given to producing power utilizing both inexhaustible and traditional wellsprings of energy. Yet, the transmission of force likewise assumes a fundamental part in passing on power with the negligible misfortune to the customers. Subsequently, appropriate upkeep of transmission, just as a circulation organization, is compulsory for productive and compelling dispersion of force. Even though the misfortunes related to age can be formed, there could be no appropriate and exact measurement of transmission and conveyance misfortunes. Numerous boundaries are included and henceforth more information is needed notwithstanding the sending end information. Additionally, it isn't just the specialized boundaries that impact transmission and circulation misfortunes, yet additionally the non-specialized boundaries. Force robbery is one such boundary in non-industrial nations. In India, power robbery is exceptionally critical and it is around 420MW representing weighty income misfortune to influence utilities. Regularly power robbery is finished during transmission by unlawful tapping of electrical cables to redirect the capacity to the necessary objective. It is likewise done by illicit associations with the force matrix stations, which are cut at the hour of charging. A continuous examination technique is made which is utilized to think about the current at the L.V (low voltage) side of the appropriation transformer with that of the utilization of associated lawful purchasers. A remote IOT module is utilized for this reason. A straightforward plan for a solitary stage dispersion framework is proposed for examination and the equivalent can be carried out for the three-stage framework by adding applicable highlights. Force burglary happens in two principal ways: meter cheats i.e., controlling the power use information and, un-metered utilization where the force is delighted in for nothing. Political obstruction is a significant explanation for advancing force robbery in India. There are occurrences when authorities from the state-possessed force area organizations are moved, suspended, or in some cases even murdered if they attempt to uncover the offenders. Another abnormal certainty that affirms the governmental issues of populism in the area is that power robbery increments during races. This additionally shows that political pioneers acquire casts a ballot by permitting power robbery. Ranchers possess a significant piece of citizens in the country and the political pioneers frequently guarantee them free or sponsored power to draw in their votes. Also, the majority of the overhead electrical wires in India are as yet not protected working with unlawful snare ups. The inadequate law implementation framework in the nation in regards to control robbery further eliminates the dread among power hoodlums. Power burglary is a typical issue. Because of power robbery, not just

there are misfortunes to the income of the public authority yet over-burdening and harm to the transformers is an undesirable result of the burglary also. This task is an endeavour to determine the power robbery issue. The task identifies the robbery by recognizing over-burdening at the transformer. When the over-burdening is distinguished, a transfer circuit is utilized to close down the force supply from the individual transformer. Force shut down on doing power robbery will debilitate the naughty components.

II. LITERATURE REVIEW

Nowadays fault occurs on transmission and distribution lines very often. These faults usually lead to the breaking of the conductor and conductor wire hangs in the air. This is very dangerous to human beings and animals. The proposed model deals with the use of Arduino and current sensor relay to trip the supply as soon as the line fault occurs. Also, a message is sent to MSEB regarding the occurrence of a fault. Raghu Raja Kalia, PreetiAbrol [1] introduces in remote and hilly areas, the faults in the live wire can be analysed the fault in the wire may be due to breakage in the wire, breakage due to heavy rain, snowfall and landslide, human or animals contact and lightning strikes. The fault that occurs on the line can be sensed due to the current sensor which is coupled with the Arduino kit. Hence as the fault occurs the controller gives the signal to the relay to be tripped and isolates the faulty section. The problem of power theft has also become a major issue. It deals with the way how people steal power with the help of hooking and underground cabling. The energy billing section uses the IoT model to send the electricity bill to the Server. The load priority section deals with the automatic switching of the load according to our priority. All this functionality is governed by the Arduino and the IoT module is used to send the message.

IV. TECHNOLOGY USED

Internet of Things(IoT)

The Internet of Things (IoT) imagines a not-so-distant future and is a new correspondence worldview, in which the objects of regular day to day existence are furnished with microcontrollers, handsets for correspondence, and suitable protocol stacks that will make them able to communicate with one another and with the users, becoming an integral part of the Internet. Also, by enabling easy access and interaction the internet of things will foster the development of several applications that make use of the potentially enormous amount and variety of data generated by such objects to provide new services to citizens, companies, and public administrations by using a variety of devices such as, for instance, home appliances, surveillance cameras, monitoring sensors, actuators, displays, vehicles, and so on,

Our System indeed finds application in many domains, such as automation in homes, industrial, medical aids, mobile healthcare, elderly assistance, intelligent energy management and smart grids, automotive, traffic management, etc. However, such a heterogeneous field of application makes the identification of solutions capable of satisfying the requirements of all possible application scenarios a formidable challenge. This difficulty has led to the proliferation of different and, sometimes, incompatible proposals for the practical realization of IoTsystems. Subsequently, from a framework point of view, the acknowledgment of an IoT organization, along with the required backend network administrations gadgets, actually does not have a set up best practice due to its oddity and intricacy. Notwithstanding the specialized troubles, the selection of the IoT worldview is likewise blocked by the absence of a reasonable and generally acknowledged plan of action that can draw in speculations to advance the sending of these innovations.

lists it is given a glossary characterizing the Internet of Things:

Internet of Things: A network of the internet- connected objects able to collect and exchange data using embedded sensors.

Internet of Things gadget: Any independent web associated gadget that can be observed and additionally controlled from a distant area.

Web of Things environment: All the parts that empower organizations, governments, and shoppers to associate with their IoT gadgets, including controllers, dashboards, organizations, doors, examination, information stockpiling, and security.



Substance: Includes organizations, governments, and purchasers.

Actual layer: The equipment that makes an IoT gadget, including sensors and systems administration gear.

Organization layer: Responsible for sending the information gathered by the actual layer to various gadgets.

Application layer: This incorporates the conventions and interfaces that gadgets used to recognize and speak with one another.

Controllers: Enable substances that use IoT gadgets to associate with and control them utilizing a dashboard, like a versatile application. They incorporate cell phones, tablets, PCs, smartwatches, associated TVs, and non-customary controllers.

Dashboard: Displays data about the IoT environment to clients and empowers them to control their IoT biological system. It is for the most part housed on a far off.

Investigation: Software frameworks that dissect the information produced by IoT gadgets. The examination can be utilized for an assortment of situations, like prescient support.

Information stockpiling: Where information from IoT gadgets is put away.

Organizations: The web correspondence layer that empowers the element to speak with their gadget, and at times empowers gadgets to speak with one another.

V. CIRCUIT DISCRPTION

Overload Protection: when there is overload occurs on any system, the value of current reaches a dangerously high value which may damage the equipment. When there is overload occur on the system, the value of current is sensed by the Arduino and gives the warning as “overload Please switch off the

Theft Detection:

In the case of theft detection, the current sensors are connected at two different points, considering a small zone. The current sensor senses the incoming and outgoing current and if any difference occurs in that value which is set in the programming (here 0.25sec.), that is a differential principle, then APR module gets activated and buzz “theft detected” and simultaneously Arduino activated the GSM module which will send SMS to the MSEB authority, of power theft occurred at a particular point.

Fault Detection:

When an open circuit or short circuit faults occur online, the value of fault current increases to a high extent, and voltage drops. This faulty condition is sensed by the Arduino. If the value of the fault current goes above the value set in the program, the Arduino gives the command to the fault relay and tripped at that point after giving a small delay of minimum duration.

VI. WORKING PRINCIPLE

The current Sensor identifies the current in a wire or channel and produces a sign relative to the distinguished current either as simple voltage or computerized yield. Direct detecting and Indirect Sensing. In Direct detecting, to distinguish current, Ohm's law is utilized to gauge the voltage drop that happened in a wire when current moves through it.

A current-conveying conductor likewise leads to an attractive field in its encompassing. In Indirect Sensing, the current is estimated by ascertaining this attractive field by applying either Faraday's law or Ampere law. Here either a Transformer or Hall impact sensor or fibreoptic current sensor are utilized to detect the attractive field.

ACS712 Current Sensor utilizes the Indirect Sensing technique to figure the current. To detect the current liner, a low-balance Hall sensor circuit is utilized in this IC. This sensor is situated at the outside of the IC on a copper conduction way. At the point when current courses through this copper conduction way it produces an attractive field which is

detected by the Hall impact sensor. A voltage corresponding to the detected attractive field is produced by the Hall sensor, which is utilized to quantify current.

The vicinity of the attractive sign to the Hall sensor chooses the exactness of the gadget. Closer the attractive sign higher the precision. ACS712 Current Sensor is accessible as a little, surface mount SOIC8 bundle. In this IC current streams from Pin-1 and Pin-2 to Pin-3 and Pin-4. This structures the conduction way where the current is detected. Execution of this IC is simple.

ACS712 can be utilized in applications requiring electrical seclusion as the terminals of the conduction way are electrically disconnected from the IC leads. Consequently, this IC doesn't need some other segregation methods. This IC requires an inventory voltage of 5V. Its yield voltage is relative to AC or DC. ACS712 has almost zero attractive hysteresis.

Where Pin-1 to Pin-4 structures the conduction way, Pin-5 is the sign ground pin. Pin-6 is the FILTER pin that is utilized by an outside capacitor to set the data transmission. Pin-7 is the simple yield pin. Pin-8 is the force supply pin.

Utilizations of ACS712 Current Sensor:-This IC can identify both AC and DC thus, it has a wide scope of uses. ACS712 is utilized in Peak discovery circuits, circuits to expand acquire, correction application for A to D converters, Overcurrent flaw hook, and so forth... The channel pin given by this IC is utilized to kill the constriction impact in resistor divider circuits.

WORKING: -There are different kinds of electrical force robbery, including Tapping a line or bypassing the energy meter. As per an investigation [citation needed], 80% of overall burglary happens in private abodes and 20% on business and mechanical premises. The different kinds of electrical force burglary include:

Direct snaring from line

What's known as "Link Hooking" is the most utilized strategy. 80% of worldwide force burglary is by direct tapping from the line. The shopper takes advantage of an electrical cable from a point in front of the energy meter. This energy utilization is unmeasured and secured with or without switches.

Bypassing the energy meter

In this technique, the info terminal and yield terminal of the energy meter are short-circuited, keeping the energy from enrolling in the energy meter.

Infusing unfamiliar component into the energy meter

Meters are controlled through a far off by introducing a circuit inside the meter with the goal that the meter can be eased back down whenever. This sort of adjustment can sidestep outside examination endeavours because the meter is consistently right except if the distance is turned on.

Actual block

This sort of altering is done to electromechanical meters with a pivoting component. Unfamiliar material is set inside the meter to block the free development of the circle. A slower turning circle flags less energy utilization.

ESD assaults electronic meter

This sort of altering is done on the electronic meter to make it either inactive harm or perpetual harm. Identification should be possible effectively in top-of-the-line meters as it were.

The three-stage boundary i.e., the voltage of the overhead line will get constantly detected utilizing the stage voltage sense area. When the shortcoming happens in the overhead line, voltage and current qualities go astray from their ostensible reaches. The flaws like all arrangement and shunt issues get recognized and characterized here. During the event of any arrangement, the voltage gets detected an individual signs are given to the



microcontroller. The hand-off is associated with identifying a deficiency in the shortcoming show area. The hand-off is worked by a miniature regulator and exchanged after the event of broken conditions. Microcontroller writing computer programs is done dependent on attributes states of overhead line voltages in the event of the deficiency. The sort of flaw gets broken down by the microcontroller. On the off chance that the deficiency gets happened remote innovation GSM (worldwide framework for portable correspondence) is utilized to send SMS to a dependable individual on versatile. The sort of deficiency will show on the flaw show area. At the same time flaw will clear. The flaw clearing framework utilizes different security gadgets, for example, transfers and circuit breakers to distinguish and clear the shortcoming. The three-stage voltage detected is constantly given to the microcontroller. The executed framework satisfies the need for minimal effort by utilizing the microcontroller and portable correspondence innovation to distinguish the irregularity and issue that happened in the overhead electric line.

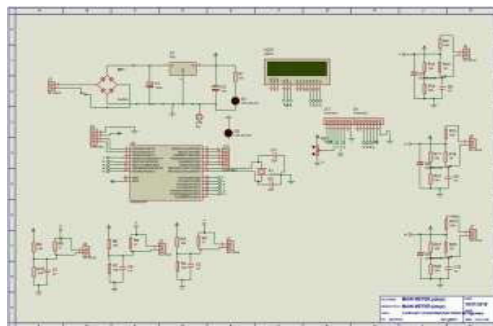


Figure 1.1 Circuit Diagram.

The circuit comprises Arduino, GSM, LCD, ESP module, and Current transformers. Meters can't be utilized for high flows so current detecting is finished by current transformers. Two CTs are utilized, one is associated at the heaping side to gauge the current through the heap and another C.T is associated at supply terminals to quantify the current provided by the source.

The primary part of this circuit is the Arduino regulator. It gets a current sign from two current transformers by the methods for the extension rectifier. At that point, it thinks about those two current sizes by the contingent administrator. Since there is no burglary load, the two C.T.s show practically similar qualities. Here the framework is in solid condition. The Arduino can't get to the current sign. So, we need to interface the C.T. using voltage as it were. Here we need to change over the current sign into a voltage signal. It very well may be changed over by setting a resistor in arrangement and taking voltage across the resistor and passing that voltage sign to Arduino. The resistor is utilized because the optional current transformer ought to never be open-circuited.

The relating current can be gotten by doing the alignment. Adjustment should be possible by interfacing different loads and estimating various voltages and flows individually.

Force tapping can be recognized by contrasting the force conveyed with the line and the force devoured by the heap.

This is finished by introducing an electronic energy meter at the heaping side and the meter readings are sent remotely to the conveyance unit. This perusing is gotten by the remote recipient and is contrasted with the real force given with the heap. The distinction in readings demonstrates the blunder and this mistake signal is given to a regulator which thusly controls the auxiliary voltage of the transformer, along these lines making the transformer stop the inventory of force. Consequently, power robbery by tapping is identified and it is forestalled by stopping the capacity to the line.

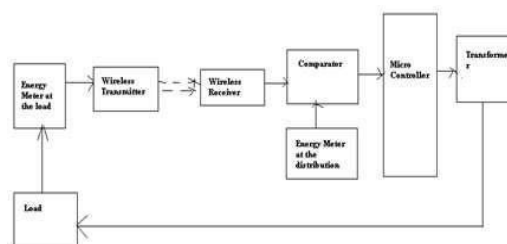


Figure 1.2 Power Tapping Detection



RESULT: -This is the dashboard of our system. In that, we detect all conditions of transmission and distribution line. And continuously monitored by the supervisor of the at line.

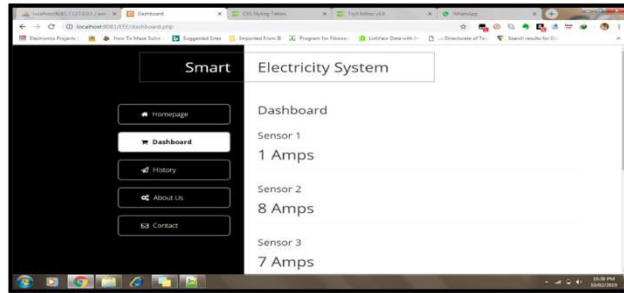


Figure 1.3 Dashboard

Calculation:

1)Overload:

Bulb rating =100W

Bulb current =0.4A

Theft sensor =0A

Load current =0.4A (for three bulbs =1.2A)

Load current > 1 A – overload

2)Theft current (difference between load current and supply current)

If difference > 0.25 (threshold value) – theft occur

As, $p = VI$

$$60 = 230 * I$$

$I = 0.4A$ (in general 0.4 A is the difference between two sensor)

3)Fault current: -

Maximum current = 750 mA.

When short circuit occurs, we are taking 15 V.

If transformer output is shorted – around 500 mA is the maximum current, heavy current flow which is less than supply voltage.

VI. CONCLUSION

The implemented system design mainly concentrates on the overhead line of electric power lines. It provides a way to detect all series and shunt fault on transmission and distribution lines. The voltage of the line will get continuously



sensed using the phase voltage sense section. Using the Internet of Things, a power theft detection detector kit has been implemented and the same also done using GSM for backup protection. Since the theft of energy is one of the major problems that is taking place in the present scenario, we require an effective method to protect the power theft. By using simple devices like microcontrollers, current sensors, and the internet of things we have implemented the model. This is economically low cost and can be easily fitted to the energy meter very compact in size, and manpower is not required. This model can also be used for industrial purposes. The study of various techniques is done to propose the new technique which is expected to have high accuracy to detect theft of energy in electricity. Thus, the technique would be helpful for the power authorities to further minimize the non-technical losses in electricity distribution.

Future scope: -For the model, we are using a step-down supply but the same process can be implemented on a rated transmission line with modified Arduino programming as well as through upgraded software like PLC, SCADA for the safety of livings. At the same time, we are detecting the fault that occurs online and isolates the faulty section thereby tripping the mechanism of the relay. Whenever the load is on it draws current. And whenever power theft is done it leads to unequal current at two different points.

ACKNOWLEDGMENT: -I would like to express my special appreciation and thank my advisor Professor Y.D. Shahakar is my best guide. I thank him for encouraging my first research and for allowing me to grow as a research scientist. I would like to thank D.A. Shahakar, HOD Professor of Electrical Engineering, for providing me with all the necessary facilities.

REFERENCES

- [1] Raghu Raja Kalia, PreetiAbrol, 'Design and implementation of wireless live wire fault detector and protection in remote areas', vol. 97, No.17, IEEE, (2014).
- [2] Ashwini Yenegur, Basawaraj.S. Mathpati "An algorithm for fault node recovery of wireless sensor network" Volume: 03 Special Issue: 03 | May-2014 [NCRIET-2014.
- [3] He Yi Li Chang-binWu Ai-guoMeng Qing-yu "Research of Phase-to-ground Fault Location in The Distribution Line Based on Wireless SensorNetworks".
- [4] S. Tamronglak, S. E Horowitz, A. G. Phadke, J. S. Thorp "Anatomy of power system blackouts: preventive relaying strategies" IEEE Transactions on Power Delivery, Vol. 11, No. 2, April 1996.
- [5] L. Atzori, A. Iera, and G. Morabito, "The internet of things: A survey," Comput. Netw., vol. 54, no. 15, pp. 2787–2805, 2010.
- [6] P. Bellavista, G. Cardone, A. Corradi, and L. Foschini, "Convergence of MANET and WSN in IoT urban scenarios," IEEE Sens. J., vol. 13, no. 10, pp. 3558–3567, Oct. 2013.
- [7] A. Laya, V. I. Bratu, and J. Markendahl, "Who is investing in machine-to machine communications?" in Proc. 24th Eur. Reg. ITS Conf., Florence, Italy, Oct. 2013, pp. 20–23.
- [8] H. Schaffers, N. Komminos, M. Pallot, B. Trousse, M. Nilsson, and A. Oliveira, "Smart cities and the future internet: Towards cooperation frameworks for open innovation," The Future Internet, Lect. Notes Comput. Sci., vol. 6656, pp. 431–446, 2011.
- [9] D. Cuff, M. Hansen, and J. Kang, "Urban sensing: Out of the woods," Commun. ACM, vol. 51, no. 3, pp. 24–33, Mar. 2008.
- [10] Ms. Devjani Banerjee, Prof Dr. Mrs. N.R. Kulkarni, "Three Phase Parameter Data Logging and Fault Detection Using GSM Technology", International Journal of Scientific and Research Publications, Volume 3, Issue 2, February 2013 1 ISSN 2250-31



INNO  **SPACE**
SJIF Scientific Journal Impact Factor

**Impact Factor:
7.512**

ISSN INTERNATIONAL
STANDARD
SERIAL
NUMBER
INDIA



INTERNATIONAL JOURNAL OF INNOVATIVE RESEARCH

IN SCIENCE | ENGINEERING | TECHNOLOGY

 **9940 572 462**  **6381 907 438**  **ijirset@gmail.com**



www.ijirset.com

Scan to save the contact details