



e-ISSN: 2319-8753 | p-ISSN: 2347-6710

IJIRSET

International Journal of Innovative Research in
SCIENCE | ENGINEERING | TECHNOLOGY

INTERNATIONAL JOURNAL OF INNOVATIVE RESEARCH

IN SCIENCE | ENGINEERING | TECHNOLOGY

Volume 11, Issue 8, August 2022

ISSN INTERNATIONAL
STANDARD
SERIAL
NUMBER
INDIA

Impact Factor: 8.118

9940 572 462

6381 907 438

ijirset@gmail.com

www.ijirset.com



Decision-Making in COVID-19 Response: A Survey using Naive Bayes Algorithm

Rawal, Ayush Dixit, B Shivamani, Dr. Paavai Anand

Department of Computer Science Engineering, SRM Institute of Science and Technology Chennai, India

Department of Computer Science Engineering, SRM Institute of Science and Technology Chennai, India

Department of Computer Science Engineering, SRM Institute of Science and Technology Chennai, India

Department of Computer Science Engineering, SRM Institute of Science and Technology, Chennai, India

ABSTRACT: COVID-19 has spread all over the world, having an enormous effect on our daily life and work. In response to the epidemic, a lot of important decisions need to be taken to save communities and economies worldwide. Data clearly play a vital role in effective decision-making. Decision-making uses data-related evidence and insights and finds the possibility to guide the decision-making process and verify the plan of action before it is committed. To better handle the epidemic, governments and policy-making institutes have investigated abundant data originating from COVID-19. These data include those related to medicine, knowledge, media, and so on. Based on these data, many prevention and control policies are made. In this survey article, we summarize the progress of decision-making in the response to COVID-19, including COVID-19 prevention and control, psychological counseling, financial aid, work resumption, and school reopening. We also propose some current challenges and open issues in decision-making, including data collection and quality, and applying naive bayes algorithm to find the possibility, and fairness in decision-making. This survey article sheds light on current decision-making driven by possibility, which also provides a feasible direction for further scientific research.

KEYWORDS: COVID-19, decision-making, emergency response, counteraction and fix.

I. INTRODUCTION

COVID-19 could be a coronavirus that is still circulating [1]. The World Health Organization declared the incident to be a worldwide open wellness crisis that is affecting all of life. Simultaneously, the COVID-19 outbreak is generating a large amount of data that might be used to drive COVID-19 reaction decision-making [2]. These emergency efforts include disease detection, prediction, and control, as well as recovery from global financial change, which may be the most severe since the Great Depression [3], [4]. The postponement or cancellation of donning, spiritual, political, and social events, as well as those associated to extreme stock shortages induced by frozen buying, are all critical decisions to be made.

The art of making decisions based on facts and experience obtained from data is known as data-driven decision-making [7]. Organizations, businesses, governments, and even individuals all rely on it. We make decisions on a regular basis in all characters of our lives [8], [9]. If you're going to be victorious, you're going to have to make the right choices, and the wrong ones will lead to defeat. Decisions may only be made with the right information at hand. Some examples are information extraction and extraction from vast amounts of data, machine learning and information science [10]. All of these positions are aimed at analyzing data and making educated decisions. Educating the public so that they can make more informed judgments. There is a shift in the zone of competence, from commerce to medical to education, because of data-driven.

Data is gathered and analyzed by specialists in this industry to assist them make more informed decisions. Businesses are increasingly turning to information analytics for anything from supply chain management to creating a competitive advantage. Data-driven decision-making is essential to making smart choices. A number of critical decisions must be made in reaction to the COVID-19 pandemic in order to protect communities and businesses around the world. We look at the multiple decisions made in the wake of the COVID-19 epidemic from the perspective of information and knowledge in this piece of work. It entails the use of information for a variety of purposes, including plague prevention



and control, mental health treatment, business assurance, and economic recovery aid. Returning to the workforce or going back to school can now be better understood with the results of this study. It's also important to explore the barriers and unknown issues that are inhibiting the expansion of data-driven decision making, and how these impediments will pave the way for current and future paths.

We went through various papers related to this paper and dedicated a separate segment to a few of the later papers in order to figure out what issues they were facing and how we could solve most of them. However, as we went through this paper, we discovered that there was one major issue that required enabling smooth input or yield relocation. We're working on incorporating a new technique and preparing to aid in the development of a better framework so that basic communication can function smoothly. Contribute to the open-source community by demonstrating how to build much better approaches for a variety of use cases. Resolve difficulties in the computation by increasing accuracy.

II. LITERATURE REVIEW

COVID-19 fix and counterattack –

It is a severe threat to governments' ability to respond to crises that COVID-19 has spread over the world, affecting a number of countries and districts. Combating COVID-19 necessitates quick action and responsiveness. By Hernández-Orallo and colleagues, employing data analysis to pinpoint illness origins, isolating and monitoring social removal are all successful ways to stop COVID-19 from spreading. Several theories look at how different countries responded to the incident in the early phases and how subsequent control measures were implemented. These studies show that, despite the fact that different countries have distinctive therapeutic situations, there are nevertheless a few options for dealing with sickness flare-ups. The transmission of a disease may be delayed if certain approaches are used, and appropriate measures of avoidance and control are implemented in the early phases of an outbreak. Ability to obtain information from large amounts of data, which may influence decision taking in plague counterattack and fix, as well as arrangement definition, is highly valued by scientists and innovators.

Decisions Making– it is necessary to prepare knowledge in order to fully use it. Information gathering, preprocessing, capacity, inquiry, visualization, application, and other processes of large-scale data management are shown. By using information examination, specialists may successfully manage crude information and whole connected data. As a consequence, vital data may be gathered, which can then be used to analyze and predict the spread of the disease. Decision-makers may draw more logical conclusions based on additional evidence or establish their points more convincingly.

The majority of the time, decisions on how to proceed are made on the spot. For the most part, this is because techniques need to be adjusted over time in response to changing conditions. Advanced societies no longer make decisions on the basis of experimental judgements, but rather on the basis of vast amounts of data. The use of large data measures enables policymakers to quickly assess the overall risk. COVID-19's associated decisions and important methodology have been re-evaluated based on extensive data analysis. When diseases are predicted, massive data technologies provide the headquarters with the information they need to make informed decisions and carry out thorough investigations. Large-scale information technology may aid with scurvy anticipation and control, allowing the pandemic to be effectively managed within a predetermined time frame.

Track down affected – The "data with Naïve bayes" technique has been tweaked to improve productivity by examining the general drift of people's adaptability. Information about the "scourge community," "contamination courses," and "patients on the same journey" is also distributed by the authorities. Individuals may visit HealthMap1 at any time to discover whether any new instances have been reported in their area. It's also possible to look into the travel records of those suspected of being missing to discover if they have any close relatives. This, to a degree, also soothes the screening stack on the appropriate divisions. To make better decisions, data from the National Wellbeing Protections Program and the Migration Department's database may be integrated. After examining the information, therapeutic personnel might make decisions depending on the patient's past peregrinate history and medical findings.

Innovation – During the SARS epidemic, there were no online mental health counselling services available due to the lack of the Web and cellphones, which are now widely used. Online mental directing services have been provided by major therapeutic stages as a result of the widespread use of mobile phones, advancements in Web administrations,



and the rise of the 5G era. For example, the Organized Letter Treatment strategy and the Wellbeing Intercession Demonstrate are examples of online mental directing. Around this time, Liu et al. presented specialist online benefit advising. It is possible for specialists to learn more about a person's inclinations and help them navigate their mental congestion through psychological surveys and counselling.

Manufactured insights, according to believes, Innovation may also aid in identifying individuals with self-destructive proclivities, which has been highly valued by mental health professionals. The World Health Organization's and the Centers for Infection Control and Prevention have used chat bots to connect with society and give passionate communication to help them cope with theirsentiments as a consequence of the COVID19 pandemic. Mineworker, also investigated the upperhand and downsides of chatbots in mental peace counselling, pointing to future avoidance effort

III. METHODS AND TECHNIQUES

3.1 Building modules

LOGIN- Log-in modules are the first of several modules that make up a transaction. Transaction other transactions are reliably unaffected A transaction is any database update that involves the user sending money to the supplier.



Fig 1. Login module

REVIEW-UPLOAD: This module is used to assist the user in uploading a report with the land longitude, and the user will update the report with their thoughts, which will then be saved in the database.

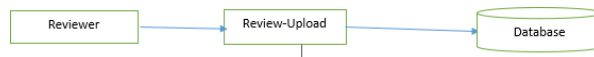


Fig 2. Review - upload

VIEW- People will also access and analyze the data file in this module. Your file will be stored in a database, and the people will be in charge of it.



Fig 3. View Module

COUNT-VIEW- People will also be able to see and analyze the count in this module. Your file will be stored in a database, and the people will be in charge of it.

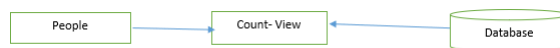


Fig 4. Count view

RATIO-VIEW- People will also observe and analyze the ratio in this module. Your file will be stored in a database, and the people will be in charge of it.



Fig 5. Ratio View



Technique- The naïve bayes algorithm is used to find the possibility of the symptoms in a particular area and in this there is a dataset and we apply algorithm to this dataset and find the possibilities of different symptoms in an area and that result can be used in decision making processand

The goal of this article is to use a naïve bayes algorithm as it predicts on the basis of the probability of an object. In this case we need the possibilities of a disease that is common in the area and take the necessary action

IV. SYSTEM DESIGN

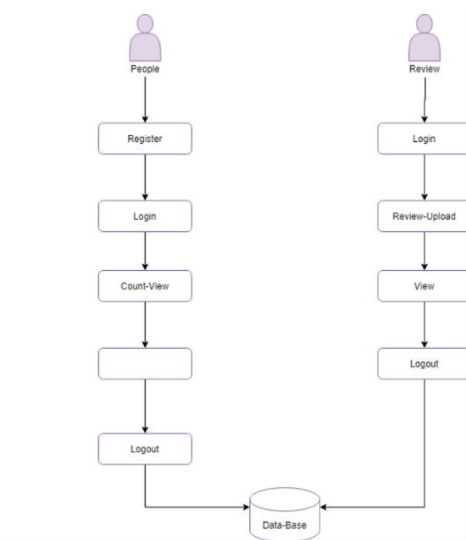


Fig 6. The system Architect

Fig 1. The system architect creates the basic framework of the system; we recommend divided the code small parts to look better, and we can save a small percentage of data locally and on the fog server to maintain anonymity. This approach can also compute the distribution fraction saved in the cloud and local machine using computational intelligence. The practicality of our solution has been established through theoretical and actual testing, making it a worthwhile supplement to existing cloud storage strategies.



Fig 7. UML diagram.



Design Engineering focuses on the numerous UML diagrams utilized in project execution. A design is an engineering representation of a thing that will be built. Software design is the process of turning requirements into a visual representation of software. In software engineering, design is where quality is rendered. The ability to accurately translate consumer requirements into a finished product is referred to as design.

DATAFLOW DIAGRAM

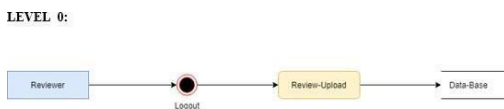


Fig 8. data flow diagram with level 0.

Reviewer first logout then he uploads the review and it goes to database.

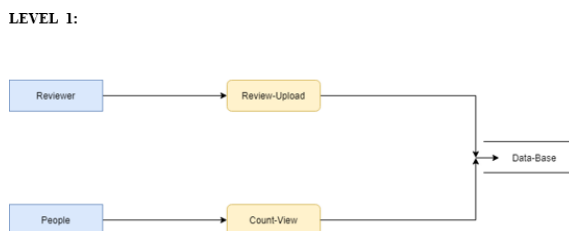


Fig 9. data diagram with level 1.

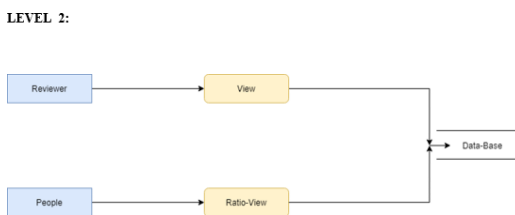


Fig 10. data diagram with level 2.

Reviewer then view comes to play then it goes and stores in the database and the people ration cansame data can be retrieved and upload to the data base.

• **ACTIVITY DIAGRAM:**

Activity diagram are a freely characterized diagram to appear in workflows of stepwise exercises and activities, with bolster for choice, emphasis, and concurrency. UML, action graphs can be utilized to depict the commerce and operational step-by-step framework. UML action graphs may possibly show the inner rationale of a complex operation. In numerous ways, UML action charts are the object-oriented comparable of stream charts and information stream graphs from basic improvement.

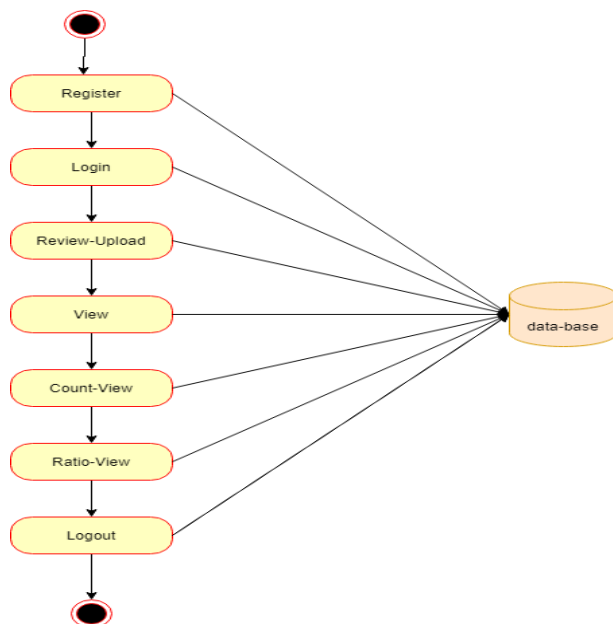


Fig 11. Activity diagram

COLLABORATION DIAGRAM:

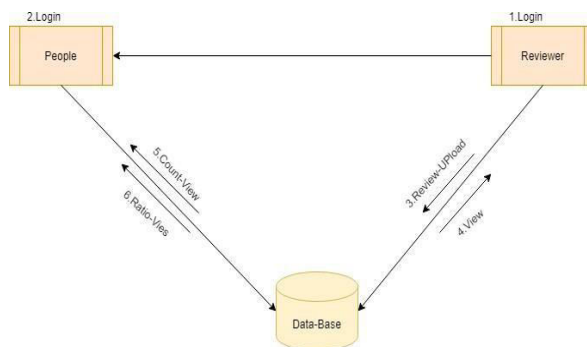


Fig 12. Collaboration diagram.

EXPLANATION:

A collaboration diagram shows the objects and relationships involved in an interaction, and the sequence of messages exchanged among the objects during the interaction. The collaboration diagram can be a decomposition of a class, class diagram, or part of a class diagram. it can be the decomposition of a utilization case, utilize case diagram or part of a utilization case diagram. The collaboration diagram shows messages being sent between classes and objects. A diagram is engendered for each system operation that relates to the current development cycle.



V. RESULT

first of all, the utilizer will enter their data into the database then the Naive Bayes comes to play the algorithm will filter the data predicated upon the symptoms of the diseases and relegation would be done through the conditions which will slake them it comes under the category of covid and the users with similar symptoms of covid and people with the similar issue can check for the covid test. and if in a particular area or in a particular colony people face the same issue, we wouldmark the zone as RedZone then the people visited or going to visit can go for a covid check.

Naïve bayes would check these conditions

$$P(A|B) = \frac{P(B|A)P(A)}{P(B)}$$

$P(B) = \sum_Y P(B|A)P(A)$

Fig 13. Navies bayes principle.

We had collected and trained our data from Kaggle dataset.

san kishan	42	Male	male1	08.12.2019	fever	vomiting	high temperature	irritability
arunach	42	Male	male1	013.2019	dryCough	headache	lossappetite	irritability
santhoshbabu	42	Male	male1	014.2019	jointpain	vomiting	chills	sleepdisturb
vijay	42	Male	male2	015.2019	fever	musclepain	high temperature	sleepdisturb
harsh @ anas	42	Male	male2	016.2019	dryCough	vomiting	lossappetite	irritability
shankaran	41	Male	male1	017.2019	jointpain	musclepain	chills	irritability
shankar kr prashin	41	Male	male1	018.2019	fever	headache	high temperature	confusion
anish	41	Male	male1	019.2019	fever	vomiting	lossappetite	confusion
anil	41	Male	male1	020.2019	fever	musclepain	chills	sleepdisturb
san sathak	41	Male	male2	021.2019	dryCough	headache	high temperature	confusion
anuraj	41	Male	male2	022.2019	jointpain	vomiting	lossappetite	confusion
sham	41	Male	male1	023.2019	fever	headache	chills	irritability
ganesh	38	Male	male1	024.2019	dryCough	headache	high temperature	irritability
anuraj	38	Male	male1	025.2019	jointpain	musclepain	lossappetite	sleepdisturb
rajeshwar	38	Male	male2	026.2019	fever	vomiting	chills	sleepdisturb
satish	38	Male	male2	027.2019	fever	headache	high temperature	irritability
harshana	37	Male	male2	028.2019	fever	musclepain	lossappetite	irritability
sanj kumar	37	Male	male1	029.2019	dryCough	musclepain	chills	confusion
shresh	37	Male	male1	030.2019	jointpain	vomiting	high temperature	confusion
gaur kumar s r	37	Male	male1	031.2019	fever	headache	lossappetite	sleepdisturb
anish	37	Male	male1	04.01.2019	dryCough	musclepain	chills	confusion

Fig 14. Data set.

The goal of our project is to use a naïve bayes algorithm as it predicts on the basis of the probability of an object. In this case we need the possibilities of a disease that is common in the area and take the necessary action

Solution Time/Library			
Symptoms Fever: 0.50007504 Dry-Cough: 0.99985 Joint Pain: 0.99985	Other-Common Headache: 0.884021 Muscle pain: 0.7471868 vomiting: 0.9951968	Severe Chest pain: 0.68447111 High Temperature: 0.7567892 Loss of appetite: 0.7567892	Less-Common Sleep disturbance: 0.8187547 Confusion: 0.7270818 Irritability: 0.7270818
Solution Time/Service Centre			
Symptoms Fever: 0.99969995 Dry-Cough: 0.7506751 Joint Pain: 0.99969995	Other-Common Headache: 0.89288926 Muscle pain: 0.7568737 vomiting: 0.86786677	Severe Chest pain: 0.9324932 High Temperature: 0.7758776 Loss of appetite: 0.7758776	Less-Common Sleep disturbance: 0.81638163 Confusion: 0.7278728 Irritability: 0.7278728

Fig 15. Symptoms

VI. CONCLUSION

. The Navies Bayes Strategy would be the solution to this quandary for all the people who are facing the quandaries with the covid 19, it shreds the lights and helps to lead a normal life.



decision-making appears should be necessary and motivating for the COVID reaction. Many data initiatives, like anticipation and controllable, psychiatric treatment arrangements, monetary offer help arrangements, and resumption/reopening approaches and with the avail of the application, now people can track the red zone regions and the infected areas and people with the symptoms, colonies, and people would be taken care of and all the paramount precautions would be taken accordingly and the regime and indemnification companies would get an upper hand with project To combat the COVID-19 pandemic, several exhaustive constraints have been imposed, but the impact of their utilization and the subsequent extrication has not been plenary examined. Decisions predicated on data are widely thought to provide considerably better results than those predicated on intuition or inculcated conjectures. all the paramount decisions should be taken to lead a peaceful life

VII. FUTURE WORK

To combat the COVID-19 pandemic, several thorough limitations have been imposed, but the impact of their use and the subsequent extrication has not been fully examined. The decision- making handle necessitates assumptions, premises, and context. In data-driven policymaking, all of these must be confirmed by data. If the material is appropriately examined, data-driven inquiry can have a bigger impact on policymakers. Decisions based on data are widely thought to provide considerably better results than those based on intuition or educated guesses. Data-driven policymaking, on the other hand, is or may be interesting in the context of COVID-19. For a variety of reasons, traditional data-driven policymaking extrapolates accurate information from foundational datasets. In any case, we can't be positive because we don't have any published data on COVID-19.

REFERENCES

- [1] X. Cao, "COVID-19: Immunopathology and its implications for therapy," *Nature Rev. Immunol.*, vol. 20, no. 5, pp. 269–270, May 2020.
- [2] T. Hale *et al.*, "A global panel database of pandemic policies (Oxford COVID-19 government response tracker)," *Nature Hum. Behav.*, vol. 5, no. 4, pp. 529–538, Apr. 2021.
- [3] J. Verschuur, E. E. Koks, and J. W. Hall, "Observed impacts of the COVID-19 pandemic on global trade," *Nature Hum. Behav.*, vol. 5, no. 3, pp. 1–3, 2021.
- [4] P. Schwab *et al.*, "Real-time prediction of COVID-19 related mortality using electronic health records," *Nature Commun.*, vol. 12, no. 1, pp. 1–16, Dec. 2021.
- [5] D. L. Heymann and N. Shindo, "COVID-19: What is next for public health?" *Lancet*, vol. 395, no. 10224, pp. 542–545, Feb. 2020.
- [6] R. M. Viner *et al.*, "School closure and management practices during coronavirus outbreaks including COVID-19: A rapid systematic review," *Lancet Child Adolescent Health*, vol. 4, no. 5, pp. 397–404, May 2020.
- [7] P. E. Cippà *et al.*, "A data-driven approach to identify risk profiles and protective drugs in COVID-19," *Proc. Nat. Acad. Sci. USA*, vol. 118, no. 1, Jan. 2021, Art. no. e2016877118.
- [8] A. Nisioti, G. Loukas, A. Laszka, and E. Panaousis, "Data-driven decision support for optimizing cyber forensic investigations," *IEEE Trans. Inf. Forensics Security*, vol. 16, pp. 2397–2412, 2021.
- [9] M. Catelani, L. Ciani, D. Galar, and G. Patrizi, "Optimizing maintenance policies for a yaw system using reliability-centered maintenance and data-driven condition monitoring," *IEEE Trans. Instrum. Meas.*, vol. 69, no. 9, pp. 6241–6249, Sep. 2020.
- [10] J. Liu *et al.*, "Data mining and information retrieval in the 21st century: A bibliographic review," *Comput. Sci. Rev.*, vol. 34, Nov. 2019, Art. no. 100193.
- [11] E. Dolgin, "Core concept: The pandemic is prompting widespread use— And misuse—Of real-world data," *Proc. Nat. Acad. Sci. USA*, vol. 117, no. 45, pp. 27754–27758, Nov. 2020.
- [12] C. K. Leung, Y. Chen, S. Shang, and D. Deng, "Big data science on COVID-19 data," in *Proc. IEEE 14th Int. Conf. Big Data Sci. Eng. (BigDataSE)*, Dec. 2020, pp. 14–21.
- [13] C. V. Gheluwe, A. J. Lopez, I. Semanjski, and S. Gautama, "Repurposing existing traffic data sources for COVID-19 crisis management," in *Proc. IEEE Int. Smart Cities Conf. (ISC)*, Sep. 2020, pp. 1–5.
- [14] N. Ellul, L. Capocchi, and J.-F. Santucci, "Big data decision making based on predictive data analysis using DEVS simulations," in *Proc. 3rd ACM SIGSIM Conf. Princ. Adv. Discrete Simulation*, Jun. 2015, pp. 257–258.
- [15] W. Xin, "Fighting COVID-19 and helping economy reopen by using blockchain technology," in *Proc. IEEE/CIC Int. Conf. Commun. China (ICCC Workshops)*, Aug. 20



- [16] Y. B. De Bruin *et al.*, “Initial impacts of global risk mitigation measures taken during the combatting of the COVID-19 pandemic,” *Saf. Sci.*, vol. 128, Aug. 2020, Art. no. 104773.
- [17] S.Kannadhasan and R.Nagarajan, Performance Improvement of H-Shaped Antenna With Zener Diode for Textile Applications, The Journal of the Textile Institute, Taylor & Francis Group, DOI: 10.1080/00405000.2021.1944523
- [18] E. Hernandez-Orallo, P. Manzoni, C. T. Calafate, and J.-C. Cano, “Evaluating how smartphone contact tracing technology can reduce the spread of infectious diseases: The case of COVID-19,” *IEEE Access*, vol. 8, pp. 99083–99097, 2020.
- [19] M. U. G. Kraemer *et al.*, “The effect of human mobility and control measures on the COVID-19 epidemic in China,” *Science*, vol. 368, no. 6490, pp. 493–497, May 2020.
- [20] C. Atkinson, “G20 leaders must answer to COVID-19,” *Science*, vol. 368, p. 111, Apr. 2020.
- [21] A. Tomar and N. Gupta, “Prediction for the spread of COVID-19 in India and effectiveness of preventive measures,” *Sci. Total Environ.*, vol. 728, Aug. 2020, Art. no. 138762.



INNO SPACE
SJIF Scientific Journal Impact Factor
Impact Factor: 8.118



ISSN INTERNATIONAL
STANDARD
SERIAL
NUMBER
INDIA



INTERNATIONAL JOURNAL OF INNOVATIVE RESEARCH

IN SCIENCE | ENGINEERING | TECHNOLOGY

 **9940 572 462**  **6381 907 438**  **ijirset@gmail.com**



www.ijirset.com

Scan to save the contact details