



e-ISSN: 2319-8753 | p-ISSN: 2347-6710

IJRSET

International Journal of Innovative Research in
SCIENCE | ENGINEERING | TECHNOLOGY

INTERNATIONAL JOURNAL OF INNOVATIVE RESEARCH

IN SCIENCE | ENGINEERING | TECHNOLOGY

Volume 11, Special Issue 1, April 2022

ISSN INTERNATIONAL
STANDARD
SERIAL
NUMBER
INDIA

Impact Factor: 8.118

9940 572 462

6381 907 438

ijirset@gmail.com

www.ijirset.com

International Journal of Innovative Research in Science, Engineering and Technology
An ISO 3297: 2007 Certified Organization *Volume 11, Special Issue 1, April 2022*
9th National Conference on Frontiers in Communication and Signal Processing Systems (NCFCSPS '22)
28th -29th April 2022

Organized by

Department of ECE, Adhiyamaan College of Engineering, Hosur, Tamilnadu, India

Efficient Transmission of Encrypted Images using GAN through a MIMO-OFDM System

Mr.R.Somasundaram¹, C.L.Dharshini², M.Hansikaa³, P.Kiruthika⁴

Assistant Professor, Department of Electronics and Communication Engineering, Adhiyamaan College of Engineering, Hosur, Krishnagiri, Tamilnadu, India¹

UG Scholars, Department of Electronics and Communication Engineering Adhiyamaan college of Engineering, Hosur, Krishnagiri, Tamilnadu, India^{2,3,4}

ABSTRACT: The advancement of the internet has resulted in several new opportunities for the creation and delivery of content in digital type. It's abundantly essential to secure information in monetary, defence, health care, government, and selling services. To confirm the information from eavesdroppers, physical layer security is one in every of the most effective solutions. The protection attributes at this level scale back maintenance, operational value, and quality while not moving the standard of service. Physical layer security with cryptologic techniques makes it well-matched for transferring transmission information through unsecured or probably risky communication paths. To produce security attributes to AN image/data, one has to defend the transmitted information from unauthorized access. During this project, the planned system is an economical cryptosystem for digital image secret writing and authentication in medical applications' mistreatment Generative adversarial networks. Digital watermarking and blurring algorithms square measure to defend the transmission information from unauthorized access. GAN provides each security advance and attack situations, to act as bypass detection systems. The idea of MIMO-OFDM makes the transmission additional reliable and offers high information transmission rate. The planned cryptosystem provides high performance and increased security that processes the MRI-ray pictures for the effective identification of patient diseases.

KEYWORDS:Generative adversarial networks, Digital watermarking.

I. INTRODUCTION

The data breach has exaggerated wide everywhere the globe, wherever the data is purloined or taken from a System while not the knowledge of authorization of the system's user. With the explosion of knowledge that's largely digital, information security is the want of the hour. It's necessary for the nation to stay our data safe from the reach of intruders while not licensed access, to take care of confidentiality and therefore the integrity between the sender and receiver. Establishing an extremely reliable and secure means of wireless communication for the transfer of digital information from supply to destination is changing into a vital demand. With the event of computers, physics, and fashionable communication technologies, the difficulty of security and confidentiality of knowledge transmission and storage has become a very important field of analysis. Such information processes area unit enforced in either a legal or criminal manner, or totally different approaches area unit accustomed hide information like watermarking, it is thought-about as Associate in nursing increased methodology that may give protection to the possession of the digital media against digital piracy. Generative adversarial networks (GAN) area units accustomed give each security advances and attack eventualities, to bypass detection systems.

International Journal of Innovative Research in Science, Engineering and Technology
An ISO 3297: 2007 Certified Organization *Volume 11, Special Issue 1, April 2022*
9th National Conference on Frontiers in Communication and Signal Processing Systems (NCFCSPS '22)
28th -29th April 2022

Organized by

Department of ECE, Adhiyamaan College of Engineering, Hosur, Tamilnadu, India

II. OBJECTIVE

The main objective of this system is to encrypt and decrypt the MRI images safely and to analyze the obtained data using GAN network and orthogonal frequency division multiplexing (OFDM). The MRI images are pixelated and blurred to get rid of the noise. No extra overhead is on the wireless frame and information security is often bonded.

III. LITERATURE REVIEW

1. Abd El-Samie, F. E., Ahmed, H. E. H., & Elashry, I. F. (2014). Image cryptography from a communication perspective.

A Communication Perspective examines image cryptography algorithms for the aim of secure wireless communication. It considers two directions for image encryption: permutation-based approaches and substitution-based approaches. Covering the spectrum of image cryptography principles and techniques, the book compares image cryptography with permutation- and diffusion-based approaches. It explores a variety of theoretic cryptography algorithms like the information cryptography commonplace, the advanced cryptography commonplace, and therefore the RC6 algorithms. To form this work comprehensively, the authors explore communication ideas concentrating on the orthogonal frequency division multiplexing (OFDM) system and gift a simplified model for the OFDM communication system with its totally different implementations.

2. Eldokany, I., Soliman, N. F., & El-Bendary, M. A. M. (2015). Economical transmission of encrypted pictures with OFDM within the presence of carrier frequency offset. *Wireless Personal Communications*, 84, 475–521.

In this paper, the impact of carrier frequency offset (CFO) and chief financial officer compensation on the transmission of encrypted pictures with totally different orthogonal frequency division multiplexing (OFDM) versions is studied. The investigated OFDM versions area unit the quick Fourier remodel OFDM, the distinct circular function remodel OFDM, and therefore the distinct rippling remodels OFDM. A comparison between four cryptography algorithms with pictures transmitted through totally different OFDM versions is conferred. These algorithm's area unit encoding commonplace, advanced cryptography commonplace, RC6, and chaotic Baker map

3. Nardo, L. G., Nepomuceno, E. G., Arias-Garcia, J., & Butusov, D. N. (2019). Image cryptography victimization finite-precision error. *Chaos, Solutions & Fractals*.

The chaotic system's area unit broadly speaking adopted to come up with pseudo-random numbers utilized in cryptography schemes. However, once enforced on a finite exactitude pc, chaotic systems find themselves in propellant degradation of chaotic properties. Several works are projected to deal with this issue. Yet, very little attention has been paid to using the finite exactitude as a supply of randomness rather a feature that ought to be eased. This paper proposes a unique plain-image cryptography victimization finite-precision error. The error is obtained by means of the implementation of a chaotic system victimization 2 natural totally different interval extensions.

4. L. P. Feng, L. B. Zheng, and P. Cao, "ADWT-DCT primarily based blind watermarking algorithmic rule for copyright protection.

The projected a distinct rippling transform- (DWT-) and distinct circular function transform- (DCT-) primarily based digital image watermarking technique for copyright protection. Here, the watermark image is encrypted victimization the Arnold remodel system computes the block-based DCT of DWT LL sub-band, which provides higher visual quality of the image to the human eye. Here, the watermark is embedded into the middle-

frequency DCT coefficient of the host image. The system is additionally strong against varied attacks and performs higher than one DCT-based methodology.

5. D. G. Savakar and A. Ghuli, “Robust invisible digital image watermarking victimization hybrid theme.

At first, the RGB host image is split into three parts (red, blue, and green), and so DCT and DWT area units is applied to its image. Arnold remodel encrypts the greyscale watermark image. The encrypted watermark is split into equal smaller elements, and therefore the and therefore the every half is computed. Experiment shows that the watermarked image is strong against resizing, noise adding, rotation, filtering, and JPEG compression attacks. Also, the system shows higher physical property compared to different ways. A mix of blind and non-blind watermarking techniques is projected wherever inner and outer watermarking techniques area unit used, severally.

IV. PROPOSED SYSTEM

In this paper, the MRI images are processed using effective image processing techniques. An analytical study of the prevailing hybrid digital image watermarking and blurring ways to get rid of the noise within the tomography pictures by mathematician blur rule. Then the pictures are going to be watermarked to confirm the protection aspects of the image and decrypted by the receiver by coming into the debonair key for that encrypted image. Subsequently, decrypted pictures removed the watermarking and receives the information of the blurred image and also the graph data viewed. GAN provides security advance and attack situations, to act as bypass detection systems. Also, the system can predict the wellness of the patient whose tomography image is being processed.

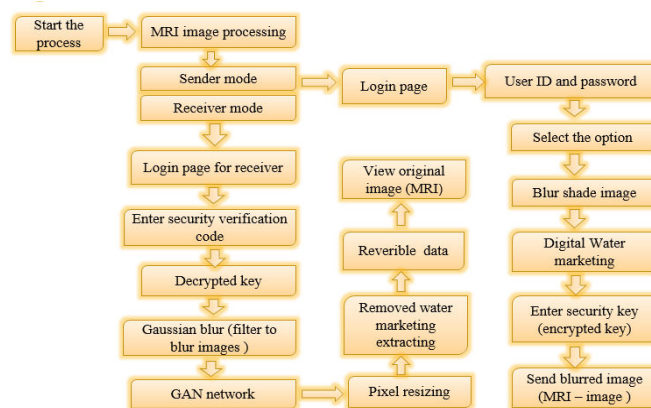


Fig 1: Block Diagram

A. GUASSIAN BLUR ALGORITHM

Gaussian blur is a methodology of blurring a picture by convolving the image with a mathematician operate. Convolution is solely the method of taking a tiny low matrix referred to as the kernel and running it over all the pixels in a picture. At each picture element, it performs some math operation involving within the convolution matrix and also the values of a picture element and its surroundings to see the value for a picture element within the output image. With the assistance of the mathematician operating, $m \times n$ matrix is generated. Victimization of this matrix and also the height of the distribution at that picture element location and also the new RGB values of the blurred image are computed. To dynamic the values within the kernel, the impact on the image may be modified — blurring, sharpening, edge detection, noise reduction, etc. The mathematician operates in two dimensions:

Organized by

Department of ECE, Adhiyamaan College of Engineering, Hosur, Tamilnadu, India

$$G(x, y) = \frac{1}{2\pi\sigma^2} e^{-\frac{x^2+y^2}{2\sigma^2}}$$

B. WATERMARKING

A watermark may be a brand, text, or pattern that's designedly superimposed onto another image. Its purpose is to create it tougher for the first image to be derived or used while not permission. Pictured at right is an associate degree example of a watermark applied to a digital image. Typically, watermarks square measure want to shield content associate degree to assert possession of a plus. While not watermarks, valuable digital assets may be liable to content larceny or unauthorized use. Digital Watermarking is the use of a sort of marker covertly embedded in very digital media like audio, video, or image that permits the U.S.A. to understand the supply or owner of the copyright. This system is employed for tracing violations on social media and knowing the genuineness of the notes within the banking industry. The data desires are embedded within the media. The signal that is embedded in the host signal and also the info is termed a digital watermark. The method has 3 main parts:

1. Embed –In this half, the digital signal is embedded with the digital watermark.
2. Attack –The moment once the transmitted media is modified, it becomes a threat associate degree is termed an attack on the watermarking system.
3. Protection –The detection of the watermark from the noisy signal which could have altered media (JPEG compression, rotation, cropping, and adding noise) is termed Protection.

C. GENERATIVE ADVERSARIAL NETWORK

A generative adversarial network (GAN) is a machine learning model within which two neural networks vie with one another to become a lot of correct in their predictions. GANs run unsupervised and use a cooperative zero-sum game framework to learn. The two neural networks that make up a GAN are referred to as the generator and the discriminator.

Generator: Model that is used to generate new plausible examples from the problem domain.

Discriminator: Model that is used to classify examples as real (from the domain) or fake (generated).

The generator is updated supported whether well, or not, the generated samples fooled the discriminator. The generative model's square measure is able to generate new examples from the sample that don't seem to be solely almost like examples however square measure is indistinguishable similarly. It analyses the distribution of the information in such the simplest way that once the coaching section the chance of the distributor creating a slip maximizes. On the opposite hand, supported by the model can estimate the chance that the sample is coming back from the information or not from the generator.

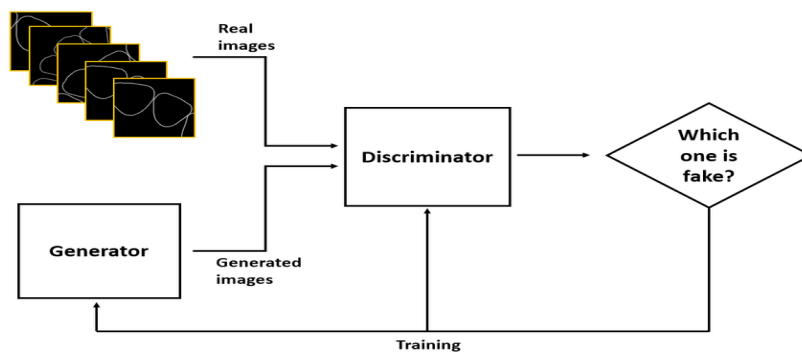


Fig 2: Architecture of Generative Adversarial Network

D. MIMO (Multiple-input, multiple-output)-OFDM (Orthogonal Frequency Division Multiplexing)

Multiple-input, multiple-output orthogonal frequency-division multiplexing (MIMO-OFDM) is the dominant air interface for 4G and 5G broadband wireless communications. It combines multiple-input, multiple-output (MIMO) technology, which multiplies capability by transmission totally different signals over multiple antennas, and orthogonal frequency-division multiplexing (OFDM), which divides a radio channel into an outsized range of closely spaced sub-channels to produce a lot of reliable communications at high speeds. Analysis conducted throughout the mid-1990s showed that whereas MIMO may be used with alternative common air interfaces like time-division multiple access (TDMA) and code-division multiple access (CDMA), the mix of MIMO and OFDM is most sensible at higher information rates. In orthogonal frequency division multiplexing, the sub channels are closely spaced, not only there is no guard band between them but they are overlapped. With the same available bandwidth, OFDM would allow more data transmission than frequency division multiplexing (FDM). Orthogonal means two or more multiple objects act independently, any neighbour signals in OFDM operate without dependence or interference with one another. The signals are multiplexed in a way that the peak of one signal occurs at the null of other neighbour signals. At the receiving end, the demultiplexer would separate them based on this orthogonal feature. OFDM utilises the available bandwidth better, thus offering higher data transmission rate than frequency division multiplexing (FDM). In MIMO, due to fluctuation in channel quality independent fading channels are added (more antennas) at both sender and receiver side to increase the reliability of transmission link. In OFDM where different frequency sub channels carry different parts of modulated data. In spatial multiplexing, independent channels are created in the small allocated bandwidth. To recover the transmitted data stream at the receiver it is necessary to perform a considerable amount of signal processing. MIMO system decoder must estimate the individual channel transfer characteristics to determine the channel transfer matrix. Once all of this has been estimated, then the matrix can be produced and transmitted data stream can be reconstructed by multiplying the received vector with the inverse of the transfer matrix. Transfer characteristics is [Hij]

$$[T] \text{ Transmitted data} = [R] \text{ received data} * [H]^{-1}$$

MIMO is mainly used for link robustness and throughput enhancement.

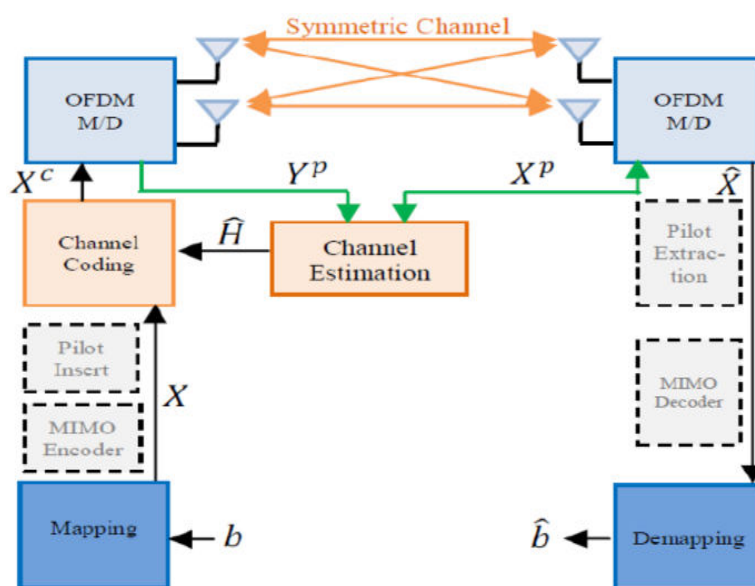


Fig 3: MIMO-OFDM diagram

V. IMPLEMENTATION

The MRI images are processed using effective image processing technique. This system has two modes sender and receiver mode. The sender will log in with a user ID and positive identification. The patient tomography image is blurred and watermarked then enter the cipher key for the blurred pictures. The blurred watermarking image is sent to receiver mode. Within the receiver aspect, the receiver additionally has a login page for login, when a receiver enters the debonair key for that encrypted tomography image. Then the receiver decrypts the image and take away the opaqueness watermarking extraction. Here, the GAN network takes samples and generates a sample of knowledge and when this is the person network decides whether the info is generated or taken from the sample through binary classification. With the assistance of a sigmoid perform that provides output within to vary of zero to one. It sigmoid activation function to perform, wherever it estimates the chance that the sample is returning from the samples of information or the generator, this provides each security and safety to write and decode the info effectively. The Gaussian blur rule is employed to blur the images and take away the noise. When the removal of watermarking information is reversible and consider the first tomography pictures & graph and predict the wellness of the patient whose tomography image is being processed. Digital image watermarking and blurring are ways to get rid of the noise within the MRI-Images. During these processes GAN ensures security and safe to encrypt and decrypt the info effectively.

VI.RESULT




Fig 4: Blurred image

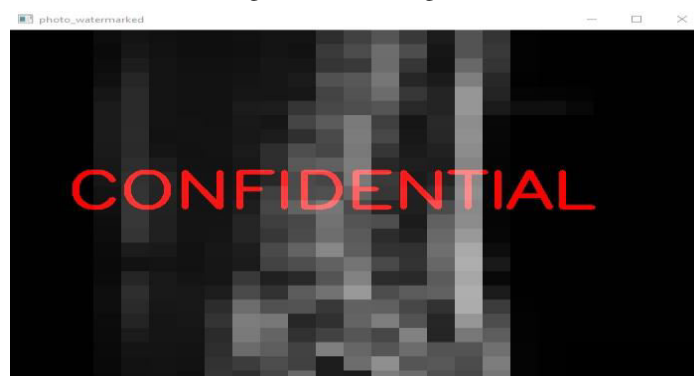


Fig 5: watermarked image

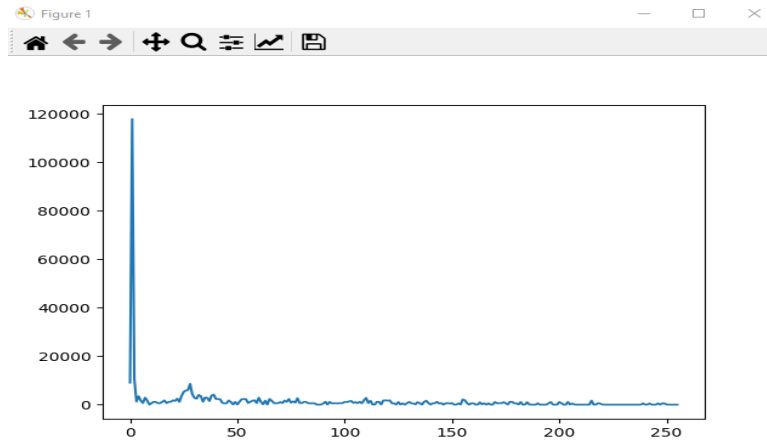


Fig 6: OFDM Output



Fig 7: Decrypted image

The figures eight and nine shows the processed pictures of the input tomography pictures. The input image is blurred using Gaussian blurring rule then, the image is watermarked. Figure ten represents the graph of the blurred images by passing through the MIMO-OFDM (orthogonal frequency division multiplexing) system. The various MIMO-OFDM system is modelled in pycharm stimulation setting. Figure eleven shows the decrypted pictures received by the receiver when removal of the opaqueness and watermarking within the image and additionally by passing through the generative adversarial network.

VII. CONCLUSION

In this paper, the performance of watermarked medical image transmission supported by the GAN network is completed. A completely unique image transformation using generative adversarial networks (GANs) for privacy-preserving digital watermarking and Gaussian blur rule is bestowed. This projected system is in a position to guard visual information on plain pictures, and tomography pictures by digital watermarking technique. Since the project theme utilizes GANs, there's no got to manage encoding keys. During this experiment, the effectiveness of the projected theme in terms of classification accuracy is evaluated, and predict the diseases of the patient tomography are pictured safely and securely. The experimental results confirmed that the projected theme solely allows to keep up high classification accuracy as that with the pixel-based technique.

REFERENCES

- [1] D. G. Savakar and A. Ghuli, "Robust invisible digital imagewatermarking using hybrid scheme," *Arabian Journal for Science and Engineering*, vol. 44, no. 4, pp. 3995–4008, 2019.
- [2] X. Wu, H. Kan, and J. Kurths, "A new color image encryption scheme based on DNA sequences and multiple improved 1D chaotic maps," *Appl. Soft Comput.*, vol. 37, pp. 24–39, Dec. 2017.
- [3] X. Huang and G. Ye, "an image encryption algorithm based on hyperchaos and DNA sequence," *Multimedia Tools Appl.*, vol. 72, no. 1, pp. 57–70, Sep. 2017.
- [4] X. Chai, Z. Gan, K. Yang, Y. Chen, and X. Liu, "An image encryption algorithm based on the memristivehyperchaotic system, cellular automata and DNA sequence operations," *Signal Process., Image Commun.*, vol. 52, pp. 6–19, Mar. 2017.
- [5] J.-X. Chen, Z.-L. Zhu, C. Fu, L.-B. Zhang, and Y. Zhang, "an image encryption scheme using nonlinear inter-pixel computing and swapping based permutation approach," *Commun. Nonlinear Sci. Numer. Simul.* vol. 23, nos. 1–3, pp. 294–310, Jun. 2018.
- [6] Y.-Q. Zhang and X.-Y. Wang, "Analysis and improvement of a chaosbased symmetric image encryption scheme using a bit-level permutation," *Nonlinear Dyn.*, vol. 77, no. 3, pp. 687–698, Mar. 2017.
- [7] Z.-L. Zhu, W. Zhang, K.-W. Wong, and H. Yu, "A chaos-based symmetric image encryption scheme using a bit-level permutation," *Inf. Sci.*, vol. 181, no. 6, pp. 1171–1186, 2019.
- [8] W. Zhang, K.-W. Wong, H. Yu, and Z.-L. Zhu, "A symmetric color image encryption algorithm using the intrinsic features of bit distributions," *Commun. Nonlinear Sci. Numer. Simul.* vol. 18, no. 3, pp. 584–600, Mar. 2018.
- [9] A. Belazi, M. Khan, A. A. A. El-Latif, and S. Belghith, "Efficient cryptosystem approaches: S-boxes and permutation-substitution-based encryption," *Nonlinear Dyn.*, vol. 87, no. 1, pp. 337–361, Jan. 2017.
- [10] I. Hussain, T. Shah, M. A. Gondal, and H. Mahmood, "an efficient approach for the construction of LFT S-boxes using chaotic logistic map," *Nonlinear Dyn.*, vol. 71, nos. 1–2, pp. 133–140, Jan. 2018.
- [11] I. I. Cisse, H. Kim, and T. Ha, "A rule of seven in Watson-Crick basepairing of mismatched sequences," *Nature Struct. Mol. Biol.*, vol. 19, no. 6, pp. 623–627, Jun. 2017.
- [12] H. Liu and X. Wang, "Triple-image encryption scheme based on one-time key stream generated by chaos and plain images," *J. Syst. Softw.*, vol. 86, no. 3, pp. 826–834, Mar. 2018.
- [13] Y. Wu, Y. Zhou, G. Saveriades, S. Agaian, J. P. Noonan, and P. Natarajan, "Local Shannon entropy measure with statistical tests for image randomness," *Inf. Sci.*, vol. 222, pp. 323–342, Feb. 2018.
- [14] D. R. Stinson, *Cryptography: Theory and Practice*, 3rd ed. Boca Raton, FL, USA: CRC Press, Nov. 2020.

BIOGRAPHY



Mr R. Somasundaram,
Assistant Professor,
Electronics and Communication Engineering
Department,
Adhiyamaan College of Engineering,
Anna University.



C.L Dharshini,
Bachelor of Engineering (student),
Adhiyamaan College of Engineering,
Anna University

International Journal of Innovative Research in Science, Engineering and Technology
An ISO 3297: 2007 Certified Organization *Volume 11, Special Issue 1, April 2022*
9th National Conference on Frontiers in Communication and Signal Processing Systems (NCFCSPS '22)
28th -29th April 2022

Organized by

Department of ECE, Adhiyamaan College of Engineering, Hosur, Tamilnadu, India



M. Hansikaa,
Bachelor of Engineering(student),
Adhiyamaan College of Engineering,
Anna University



P. Kiruthika,
Bachelor of Engineering(student),
Adhiyamaan College of Engineering,
Anna University



INNO SPACE
SJIF Scientific Journal Impact Factor
Impact Factor: 8.118



ISSN INTERNATIONAL
STANDARD
SERIAL
NUMBER
INDIA



INTERNATIONAL JOURNAL OF INNOVATIVE RESEARCH

IN SCIENCE | ENGINEERING | TECHNOLOGY

 **9940 572 462**  **6381 907 438**  **ijirset@gmail.com**



www.ijirset.com

Scan to save the contact details