



e-ISSN: 2319-8753 | p-ISSN: 2347-6710

# IJRSET

International Journal of Innovative Research in  
**SCIENCE | ENGINEERING | TECHNOLOGY**

# INTERNATIONAL JOURNAL OF INNOVATIVE RESEARCH

IN SCIENCE | ENGINEERING | TECHNOLOGY

Volume 12, Issue 4, April 2023

**ISSN** INTERNATIONAL  
STANDARD  
SERIAL  
NUMBER  
INDIA

Impact Factor: 8.423

9940 572 462

6381 907 438

[ijirset@gmail.com](mailto:ijirset@gmail.com)

[www.ijirset.com](http://www.ijirset.com)

# Early Chronic Pulmonary Disease Predication System

<sup>1</sup>S. Zulaikha Beevi<sup>1</sup>, G.Kavipriya<sup>2</sup>, A. Kaviyadharshini<sup>3</sup>, E. Prabadevi<sup>4</sup>

<sup>1</sup>Professor, Dept. of CSE., V.S.B Engineering College, Karur, Tamil Nadu, India

<sup>2,3,4</sup> Student, Dept. of CSE., V.S.B Engineering College, Karur, Tamil Nadu, India

**ABSTRACT:** Smart Breath Analyzer were advanced as sensing terminals of a telemedicine architecture committed to far off monitoring of sufferers stricken by Chronic Obstructive Pulmonary Disease (COPD). The gadgets based totally on unique sensors (CO<sub>2</sub>, Smoke Sensor and Volatile Organic Compounds (VOCs), relative humidity and temperature (R.H. & T) and Heart price, respiratory sensors) display the breath air exhaled into the expiratory line of the bi-tube affected person breathing circuit. The sensor raw alerts are transmitted to National Health Service devices / Doctor via TCP/IP communicate via a cloud faraway platform the use of IoT module. The paintings are a proof-of-idea of a sensors-based IoT device with the perspective to be expecting constantly the effectiveness of monitoring and/or any state of exacerbation of the sickness requiring healthcare. By a gasoline-mixing bench toward gasoline, smoke in environment and acetone concentrations in exhaled breath accrued in a sampling bag have been accomplished to test the found-out prototypes. The paper reviews on the longitudinal use of Health Tags among high- hazard COPD patients within the indoor & outside environment using PIC16F877A microcontroller.

**KEYWORDS:** Healthcare, spirometry and air pollution

## I. INTRODUCTION

E-Health structures, together with clever sensor gadgets that permit actual-time tracking of relevant clinical parameters at domestic, are taken into consideration a promising technique to the prevention and remedy of respiration sicknesses [1-2]. Although the respiratory price is a vital sign of special importance inside the context of the monitoring and follow-up of breathing sicknesses, particularly to keep away from risky situations in severely-sick patients, it's far still taken into consideration because the maximum not noted essential signal. However, it may indicate a variety of pathological conditions in breathing sicknesses, like COPD or sleep apnea, however additionally in cardiovascular and metabolic problems [5-7]. The breathing price has been used to expect risky activities which include cardiac arrest, to classify sufferers in intensive care units and to expect complications or exacerbations in sufferers with cardiopulmonary diseases [3]. It is an essential parameter for the monitoring of postoperative patients and for the detection of apnea or hypopnea activities in pathologies associated with sleep problems. Wearable Health Devices (WHDs) are an increasing number of supporting human beings to better display their health fame each at a hobby/fitness level for self-health monitoring and at a clinical level providing extra statistics to clinicians with a potential for in advance diagnostic and steorage of remedy. The technology revolution in the miniaturization of digital gadgets is enabling to layout extra dependable and adaptable wearables, contributing for an international-extensive trade in the health monitoring approach. In this paper we evaluate crucial aspects inside the WHDs place, list the todays of wearable vital symptoms sensing technologies plus their system architectures and specs.

Spirometry and capnography are the commonplace techniques used for the monitoring of respiration price however they represent an uncomfortable revel in for the situation, demanding the natural breathing; consequently, they are not suitable for long-time period application. However, some of the proposed traits have the drawback of special sensor placement area, normally uncomfortable, or require thorough signal processing that critically affects battery lifetime. In addition, they do now not have an accuracy similar to that received by using the obstructive techniques (spirometry and capnography), even in experiments at rest.

From the point of view of communications, the fast adoption of the Internet of Things (IoT) paradigm in extraordinary technological ecosystems is likewise having a vast impact on health statistics services, particularly on e-

Health structures. In this experience, IoT is an idea that refers to the interconnection thru the Internet of computing devices embedded in everyday objects. These gadgets are bodily factors with communication functionality and programmable good judgment, which include particularly sensor devices and actuators. In the sphere of e-Health, the Internet of Medical Things (IoMT) paradigm is handling the technological transition from the traditional centralized systems, where the patient is considered as a passive element, in the direction of affected person-targeted ecosystems and pretty cell environments. The ubiquitous nature of IoT enables the distribution of facts between all communication entities, regardless of the underlying community topology, geographic location, kind of tool used or technological platform deployed. Real-time communications help, Quality of Service (QoS) rules and the publisher/subscriber-primarily based communicate pattern are a few advantages of the IoT paradigm, which represents a delivered price in e-Health systems to conquer a few technological barriers which have constrained the deployment of those varieties of systems. The IoT allows the communicate and cooperation among structures and the parametrization and filtering of information dealt with. This allows the establishment of thresholds at the one-of-a-kind types of information considered, therefore additionally simplifying the control of alarms. Health control and tracking structures integrated with the IoT technology paradigm can further boom the intelligence, flexibility, scalability and interoperability of those systems

## II. RELATED WORK

The research of emerging substances including graphene monolayer and perovskite may also revolutionize the sector of point-of-care devices. These materials can boost the sensitivity and specificity of the detection, and consequently the detection can be finished in samples taken non-invasively, such saliva, and with less sample quantity. A graphene subject effect transistor (GFET) lined with PEDOT: PSS and perovskite, deliver advantages to the photo detection discipline, due to the specific proprieties of 2Dmaterials and the structure of perovskite. This work presents observe of fabric characteristics comprising a GFET, with perspective to hit upon biomarkers of COPD. In this existing device they constructed the prediction version for COPD severity the use of diverse machine studying techniques. By reading 36S samples of moderate and severe COPD companies, we discovered that the version using random wooded area accomplished the best (AUC =zero.886) and Diffusing potential of Lung CO, modified clinical studies council, and age have been the maximum critical capabilities of the version. They studied turned into designed to restrict patient burden as a good deal as feasible. Each participant underwent an initial, internet-based totally screening to evaluate their disorder progression, willingness to put on the devices on their undergarments for nine months, and file on weekly COPD-related symptom a web-based totally survey. They proceeded with a nurse interview and, if still eligible, obtained a % of Health Tags in the mail. A phone-based technical help expert optionally talked participants through the device setup manner. Remote monitoring of de-identified tool adherence and breathing facts become viable thru an internet-primarily based dashboard. Participants have been routinely notified by means of SMS, e mail, and ultimately guide cellphone calls if device adherence became a challenge.

## III. PROPOSED SYSTEM

A patient can use one tool alone; every man or woman device is software-related to a unique set identifier earlier than fulfillment occurs. The patient can pair handiest one tool over IoT module and cayenne app can pair mechanically when other gadgets inside the percent are worn. The one-time telephone-guided setup manner courses the affected person through cloths. There in, the app displays actual-time and summary records such as respiratory price, coronary heart fee, breathing waveform, detected paired with a phone and we are also tracking environmental characteristics the usage of humidity sensor, gasoline sensor & smoke sensor. Humid air is dense, because of the excessive water content material. This density can increase airway resistance in the frame [8-9]. As an end result, breathing may additionally require extra attempt, which can get worse COPD signs and symptoms, including shortness of breath and fatigue. If such patterns are detected, the tool starts off evolved intermittently transmitting records to the phone software over cloud. The sensor produces a waveform representing inhalation and exhalation, sampled at 25Hz. This raw waveform may be optionally saved within the cloud for submit hoc evaluation. Humidity, especially if it very excessive, can get worse COPD signs and symptoms. Other common triggers include pollutants, contamination, and pollen. A person can reduce indoor humidity by means of the usage of an air conditioner or dehumidifier. Environmental climate reports can help determine while situations are appropriate for COPD sufferers using humidity sensor, fuel sensor & smoke sensor [11]. Cigarette smoke carries tar and lots of poisonous chemicals that aggravate the lungs [10]. Smoking additionally damages the cilia, the tiny hairs answerable for cleaning the airlines.



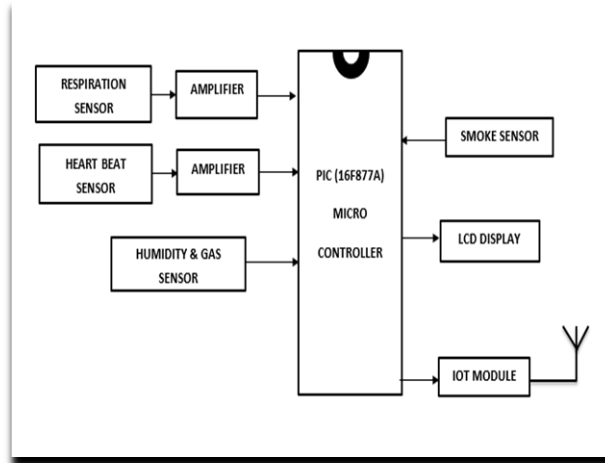


Fig: 1 Block Diagram

#### IV. CIRCUIT DIAGRAM

The PIC microcontroller transmits and acquire the data with recognize to clock pulses, the PIC microcontroller operates with 4MHz crystal frequency. Two capacitors are related to the crystal oscillator with variety of 20pf to 40pf that is used to stabilize the clock signals. At a few instances, the PIC microcontroller is going to dam country or lacking time calculation, at that time we want to reset the microcontroller. If a microcontroller is reset for 3sec time delay, 10k resistor and 10uf capacitor are related to the respective pins. The 5v DC supply is given to the 11 pin of the microcontroller which drives the circuit. The crystal is hooked up to the thirteen and 14 pins of the microcontroller. The reset circuit is interfaced at 1 pins of the microcontroller. In this gadget, we use serial conversation to speak among the PC and IOT module with PIC microcontroller the use of USB to UART converter. The PIC microcontroller RX (RC7) pin connected with PC TX pin in addition to IoT module RX pin with assist of driving force relay circuit. A gasoline and smoke sensor is a device which detects the presence or awareness of gases in the surroundings. Based at the awareness of the gas the sensor produces a corresponding capacity distinction by way of changing the resistance of the cloth in the sensor, which may be measured as output voltagemarked on PCB. · To test sensor, you only need electricity the sensor by means of join two wires +5V and GND. You can depart the output twine as it's far. When Beat LED is off the output is at 0V. · Put finger at the marked function, and you could view the beat LED blinking on each heartbeat. The output is lively excessive for every beat and may be given at once to microcontroller for interfacing packages the sensor includes an incredible vibrant crimson LED and mild detector. The LED wishes to be amazing shiny as the maximum mild need to skip spread in finger and detected with the aid of detector. Now, while the coronary heart pumps a pulse of blood thru the blood vessels, the finger becomes slightly more opaque and so much less light reached the detector. With each coronary heart pulse, the detector signal varies. This variation is converted to electrical pulse. This sign is amplified and brought about via an amplifier which outputs +5V common sense degree sign. The output signal is likewise indicated by a LED which blinks on each coronary heart beat. The in this device, we use serial communication to talk between the PC. The PIC microcontroller TX (RC7) pin related with PC RX pin as well as IOT module RX pin with assist of motive force relay circuit. We gift the experimental results obtained from the carried-out tool prototype. The coronary heart pulse sensor, temperature sensor, respiratory sensor, humidity sensor, charge is transmitting statistics to the PIC (16F877A) microcontroller. The microcontroller processed the information and sends it to the LCD screen for display. The data are then transmitted to the ESP8622 Wi-Fi module and from there its miles then transmitted to the cayenne IoT platform via a well-established internet connection and that is similarly designed in a manner that physicians can view patient's vital sign reading in real-time irrespective of their geographical area. When those body important signs and symptoms fall underneath or above regular parameters, the machine triggers an alarm, giving physicians the possibility to perform well timed individualized intervention on patients in crisis.

### V. RESULTS AND DISCUSSION

This examine focuses on the factors that characterize the classifying of bronchial asthma, COPD and healthy manipulate with PIC16F877A controller for early prediction and diagnosis of pulmonary diseases. Chronic Obstructive Pulmonary Disease (COPD) is a revolutionary respiration sickness that impacts the lung function of a person. It is characterized via signs consisting of shortness of breath, coughing, wheezing, and chest tightness. In recent years, there has been a developing interest in the usage of sensor era and the Internet of Things (IoT) to reveal and predict the incidence of COPD exacerbations.




Fig: 2 Displaying Sensors Cost




Fig: 3 Experimental Setup of The Kit

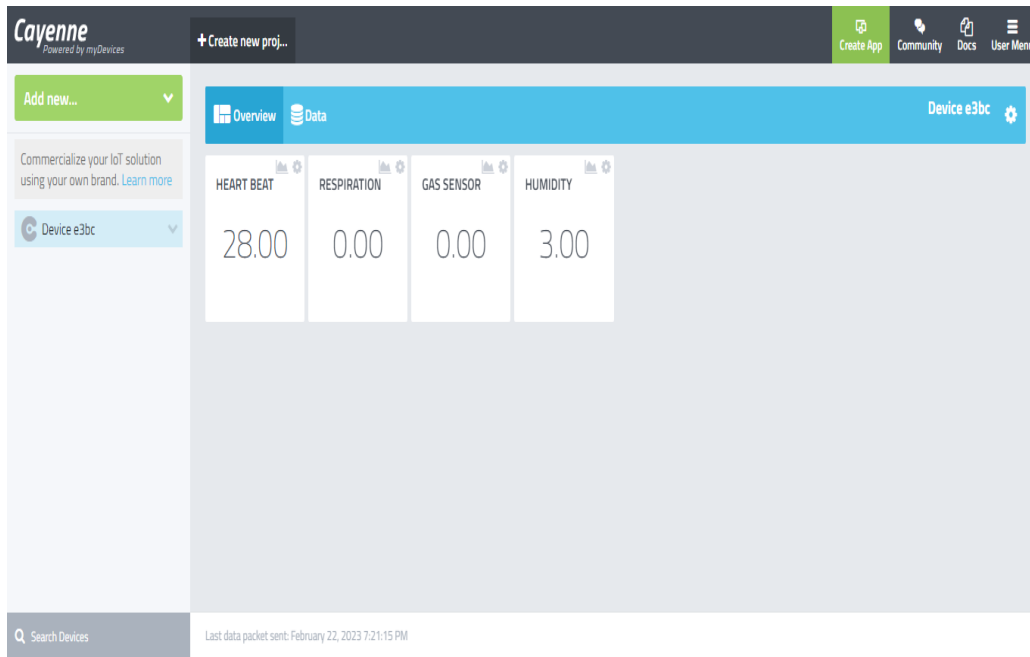


Fig : 4 Monitoring Sensors Value onCayenne App Through IOT

The Figure 4 shows the output of the device where the users who is affected by the pulmonary disease, wear as a nose mask and the mask is connected with the ventilator. The ventilator shows the heart rate as 28.00, respiration as 0.00, gas sensor as 0.00 and humidity rate as 3.00. So, this describes the patients who are affected by the pulmonary disease can easily identified with the proposed system by means of the above parameters shown in then figure 4. So that it is easy to predict the patients.

## V. CONCLUSION

Several ailments compromise human wellbeing by way of influencing lifestyles span and its prosperity from in lots of approaches. Among them, lung diseases as Chronic Obstructive Pulmonary Disease (COPD), lung most cancers, pneumonia, and bronchial asthma are considered as genuine wellness difficulties and one noteworthy purpose for loss of life in both evolved and growing international locations. Specialists affirm that the previous and illness is analyzed and classified, the higher is the probabilities of affected person treatment. In this example, using a mixture of respiration sensors, coronary heart beat sensors, humidity sensors and IoT era can be an effective manner to expect the prevalence of COPD exacerbations. By gathering and analysing records in actual-time, healthcare vendors can locate modifications in an affected person's respiratory rate, heart charge, and surroundings that can be indicative of a drawing close exacerbation. This early warning can permit for timely intervention and remedy, improving affected person results and reducing the load on healthcare systems. However, it's miles critical to observe that this method requires a dependable and secure IoT infrastructure, in addition to gadget gaining knowledge of algorithms that may correctly analyze the statistics accrued from the sensors. It is also critical to make sure that patient privacy is protected and that sufferers have manipulate over their data. The usage of sensor generation and IoT in COPD prediction is a promising place of studies, with the potential to significantly enhance the lives of COPD sufferers and reduce healthcare expenses.

## REFERENCES

1. Lung Institute, "The Cost of Lung Disease," 2014. Available: <https://lunginstitute.com/blog/the-cost-of-lung-disease/> [Accessed 06-Nov-2018]
2. Global Initiative for Chronic Obstructive Lung Disease (GOLD) [accessed 17 June, 2015]; Global Strategy for the Diagnosis, Management, and Prevention of Chronic Obstructive Pulmonary Disease. 2015 Available from: <http://www.goldcopd.org/guidelines-global-strategy-for-diagnosis-management.html>. [PubMed]



3. Donaldson GC, Seemungal TA, Bhowmik A, Wedzicha JA. Relationship between exacerbation frequency and lung function decline in chronic obstructive pulmonary disease. *Thorax*. 2002; 57(10):847–852. [PMC free article] [PubMed] [Google Scholar]
4. Seemungal TA, Donaldson GC, Paul EA, Bestall JC, Jeffries DJ, Wedzicha JA. Effect of exacerbation on quality of life in patients with chronic obstructive pulmonary disease. *Am J Respir Crit Care Med*. 1998; 157(5 Pt 1):1418–1422. [PubMed] [Google Scholar]
5. Miravittles M, Murio C, Guerrero T, Gisbert R. Dafne Study Group. Pharmacoeconomic evaluation of acute exacerbations of chronic bronchitis and COPD. *Chest*. 2002; 121(5):1449–1455. [PubMed] [Google Scholar]
6. Connors AF, Dawson NV, Thomas C, Harrell FE, Desbiens N, Fulkerson WJ, et al. Outcomes following acute exacerbation of severe chronic obstructive lung disease. The SUPPORT investigators (Study to Understand Prognoses and Preferences for Outcomes and Risks of Treatments) *Am J Respir Crit Care Med*. 1996; 154(4 Pt 1):959–967. [PubMed] [Google Scholar]
7. Donaldson GC, Wedzicha JA. COPD exacerbations—1: Epidemiology. *Thorax*. 2006; 61(2):164–168. [PMC free article] [PubMed] [Google Scholar]
8. World Health Organization. Ambient (outdoor) air quality and health. World Health Organization; Geneva: 2014. Fact sheet No 313. [Google Scholar]
9. Burnett RT, Pope CA, Ezzati M, Olives C, Lim SS, Mehta S, et al. An integrated risk function for estimating the global burden of disease attributable to ambient fine particulate matter exposure. *Environ Health Perspect*. 2014; 122(4):397–403. [PMC free article] [PubMed] [Google Scholar]
10. U.S. Environmental Protection Agency (US EPA) [accessed 17 June, 2015]; what are the six common air pollutants? 2014 Available from: <http://www3.epa.gov/airquality/urbanair/>
11. Amachandhran, K Gayathri, R.H.Aswathy and S.Zulaikha Beevi, “Modeling of internet of things enabled sustainable environment air pollution monitoring system”, *Global NEST journal*, vol 25, Issue 4, No x, p. 172 – 179, 2023.
12. S. Zulaikha Beevi, “Multi-level severity classification for diabetic retinopathy based on hybrid optimization enabled deep learning”, *Biomedical Signal Processing and Control*, [www.elsevier.com](http://www.elsevier.com), 2023.



**INNO SPACE**  
SJIF Scientific Journal Impact Factor  
**Impact Factor: 8.423**



**ISSN** INTERNATIONAL  
STANDARD  
SERIAL  
NUMBER  
INDIA



# INTERNATIONAL JOURNAL OF INNOVATIVE RESEARCH

IN SCIENCE | ENGINEERING | TECHNOLOGY

**9940 572 462** **6381 907 438** **ijirset@gmail.com**



[www.ijirset.com](http://www.ijirset.com)

Scan to save the contact details