



e-ISSN: 2319-8753 | p-ISSN: 2347-6710

# IJRSET

International Journal of Innovative Research in  
**SCIENCE | ENGINEERING | TECHNOLOGY**



# INTERNATIONAL JOURNAL OF INNOVATIVE RESEARCH

IN SCIENCE | ENGINEERING | TECHNOLOGY

Volume 12, Issue 5, May 2023

**ISSN** INTERNATIONAL  
STANDARD  
SERIAL  
NUMBER  
INDIA

Impact Factor: 8.423

# Dairy Products Management System

Prof. Santoshi. Shete<sup>1</sup>, Mr. Devansh. Pitale<sup>2</sup>, Mr. Pranay. Kudale<sup>3</sup>, Mr. Atharva. Chougule<sup>4</sup>

Prof, Department of Information Technology, AISSMS's Polytechnic, Pune, Maharashtra, India<sup>1</sup>

Student, Department of Information Technology, AISSMS's Polytechnic, Pune, Maharashtra, India<sup>2,3,4</sup>

**ABSTRACT:** Nowadays, different types of Dairy management systems (DMS) are being used in practice in several sectors of farming, such as dairy, arable, fruits, vegetables, and meat farming. The goal of this research is to identify, evaluate, and synthesize existing DMSs in the Dutch dairy sector and present the state-of-the-art. We performed a multivocal literature review (MLR) to find sources both in scientific and grey literature. A grey literature search was adopted because most of the FMISs were not reported in the scientific literature. To support and improve the effectiveness of the MLR process, an online survey was first sent to Dutch dairy farmers to identify the DMSs that are being used in practice. With the help of the MLR process, we identified 50 DMSs used by Dutch dairy farmers. We identified 33 features of these DMSs and listed the advantages and disadvantages of the DMSs

**KEYWORDS:** Dairy Management System, MLR(multivocal literature review) process,

## I. INTRODUCTION

• In the modern day, numerous agricultural sectors, including dairy, arable, fruits, vegetables, and meat farming, use various Dairy Project Management Systems (DPMS). This study aims to identify, assess, and synthesize existing DPMS in the Dutch dairy industry and to highlight the most recent developments. In order to locate sources in both the scientific and grey literature, we conducted a multivocal literature review (MLR). Because the majority of the FMISs were not reported in the scientific literature, a grey literature search was used. An online survey was first distributed to Dutch dairy farmers to determine the DPMS that are being utilised in practice in order to assist and enhance the effectiveness of the MLR procedure. The MLR process assisted us in identifying 50

## II. LITERATURE SURVEY

- A. The authors analysed the value chains of milk and milk products in the co-operative and Private dairy plants in the Salem district of Tamil Nadu, based on primary data that they have collected from one cooperative and one private dairy plant, five transport routes and six Chilling plants. The authors have observed that the procurement cost per litre of milk was higher for the co-operative dairy plant than the private plant due to increase in the Transportation, chilling and reception costs. The value chain analysis revealed that the Products such as peda, khoa and SMP could earn a higher value after passing through the Value chain in the co-operative plant while ice-cream, Mysore and ghee in the private plant. The marketing margins and marketing efficiency was found higher in toned milk, Standardized milk and butter for the private plant and in full cream milk, ghee and SMP for The co-operative plant.
- B. The study was conducted to analyse the marketing efficiency of cooperative and private Dairy plants in Tamil Nadu. To evaluate the marketing efficiency, primary data was collected from 20 milk producers' cooperatives, 20 milk collection centres, 20 transportation Routes (from cooperative and private each). The marketing efficiency of cooperative dairy Plant for all dairy products has been observed relatively less than that of private dairy plant, excepted milk.
- C. The study was intended to develop a price determination model for milk. In developing the Price determination model different factors like input prices, non-price factors like Technology were considered. The authors through the study developed a price model based on Cost of production. According to them the model can be used to project the future price of Milk. The authors revealed that the elasticity of cost of production with respect to prices of variable inputs was positive and less than one. The prices of dry fodder and concentrate had a Major impact in raising the cost of milk production for buffalo milk. Based on the primary Data, collected from 160 households in

financial year 2002-03 the study explained that the Milk price should be adjusted within that range where net income elasticity floats between Zero and one

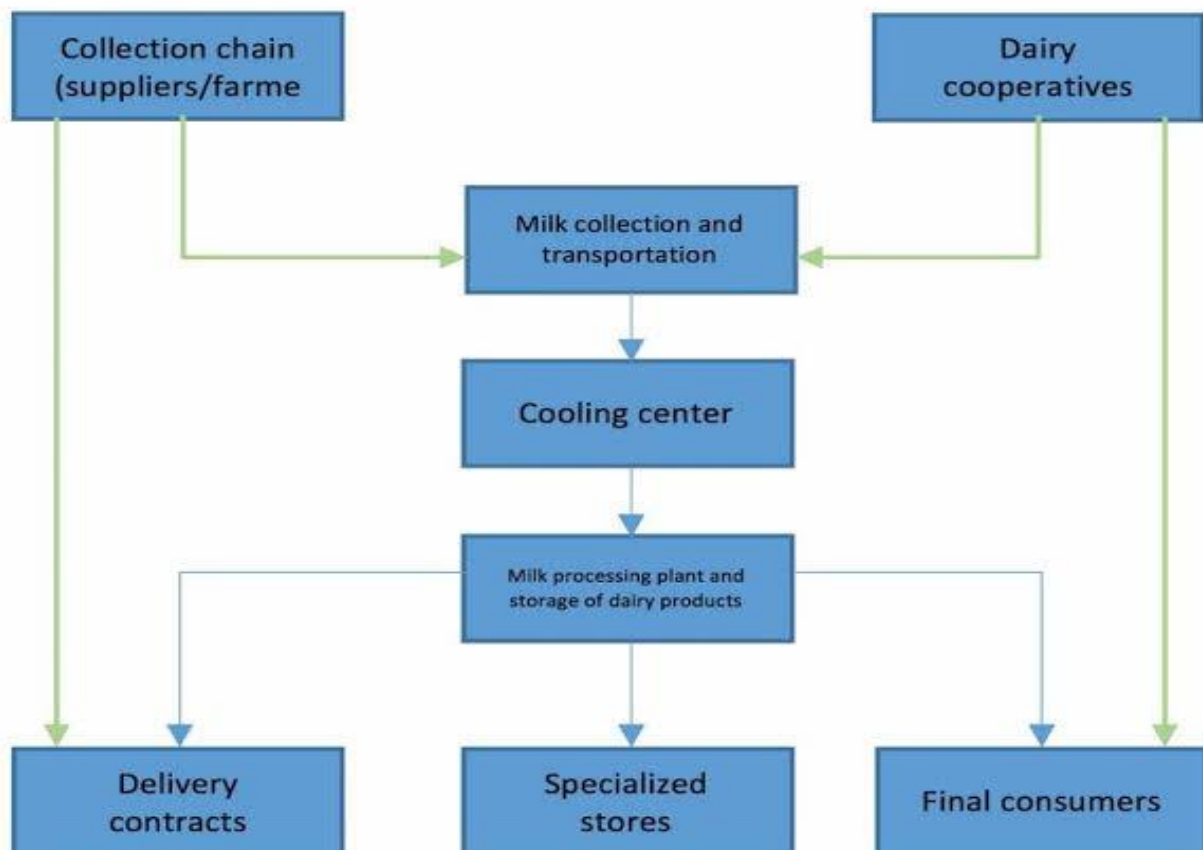
D. The study was aimed to find the impact of performance of dairy cooperatives on milk Production, income and employment. The primary data was collected from four milk Cooperatives from Kolar District of Karnataka. A trend analysis of physical indicators like Total membership, total employees and total milk production showed an increasing trend year on year for the period 1995-96 to 2004-05. And for the same period financial performance was analysed based on financial indicators like share capital, sales value, net profit net worth Etc. It was observed that all financial indicators showed a positive trend during the period. The employment generation and income earned by the members of dairy cooperatives were Higher compared to the non members because the members of cooperative societies received Where Different services from the societies at low cost or free of cost

### III. PROPOSED METHODOLOGY

Some characterization of dairy product consumption has been conducted at most ILCA zonal Sites Pursued by different scientists at different times and places, a variety of Methodological approaches have been employed in conducting these studies. This document Is based upon ILCA's experiences at its zonal sites and incorporates the methodological Lessons learned in the course of these studies. In particular.

Methodologies used for sample stratification, selection and data collection should not Make inference complicated. The development of instruments for characterization of any system is an exercise that Needs to be carefully undertaken. The steps below have been followed in constructing the Conceptual Framework instruments and in specifying the analytical methods. Experience has Shown that following these steps will ensure maximum efficiency in data collection and Analysis.

#### System Architecture:



#### IV. IMPLEMENTATION

Implementation includes all the activity that takes place to convert the old system to the new. The new system “Dairy Product Management System” is a totally new, replacing existing manual system, proper implementation is essential to provide a reliable system to meet the organization requirements.

##### **Implementation Procedure:**

An essential view of software requirements presents the functions to be accomplished and information to be processed without regard to implement detail The system is implemented and the conversion is complete, user and analysis alike usually conduct review of the system. The review is also important to gather information for the maintenance of the system. The review has been proved to meet the expectations and has also improved their working condition.

##### **User Training:**

The quality of training received by the personnel involved with the system affects the successful implementations of the system. Thus for a successful implementation efficient training must be given to the system operators and the user of the system. Proper training has been given to the system operators with regard to the operation system – data entry for providing the necessary support service and that they are able to handle all possible operations, both routine as well as extraordinary.

##### **Step:**

1. Formulate the questions and hypotheses to be answered or tested in this phase.
2. Determine the analytical methodology to be used to answer the formulated questions and to test the hypotheses, and define the data needs.
3. Define the sources of this data.
4. Determine the method of data collection most appropriate for these sources, and
5. For primary data collection, design the survey including the sample design and questionnaires to be used.

These steps are first discussed in general terms before describing their specific application to characterization of the consumption system.

#### V. PROJECT PURPOSE

This project is using one of the largest milk distribution units in and around MADURAI to develop a dairy product management system. The software is developed using PHP (PHP: HYPERTEXT PREPROCESSOR) and MYSQL and works as a simple DAIRY SOFTWARE to manage daily milk records by registering account members and maintaining reports. The main objective of the project is to automate the operations of the dairy distributors office and bring ease to the relationship between the managers and the system administrator.

#### VI. FUTURE ENHANCEMENT

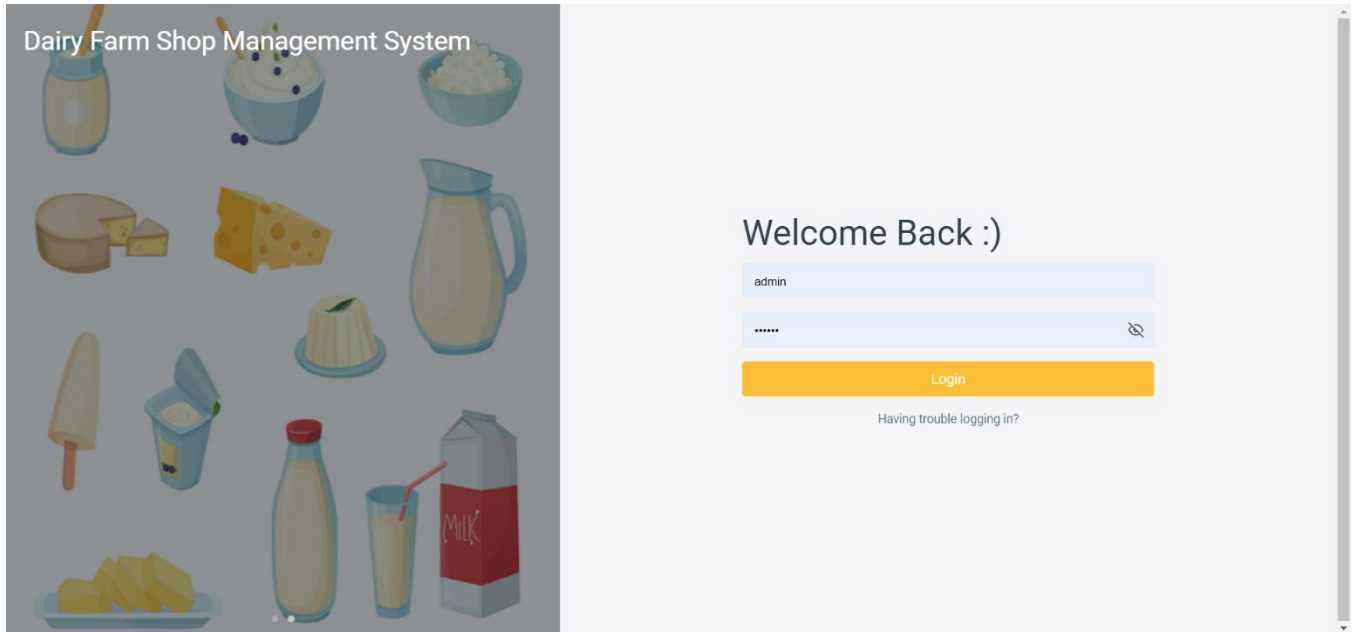
The Dairy Products Management System could benefit from the integration of a real-time inventory tracking system. This system would track the quantity of each dairy product in stock, as well as any incoming or outgoing shipments of products. It would also provide more accurate data on stock levels, reducing the risk of overstocking or running out of products. Additionally, the system could be enhanced with features such as automated alerts to be sent when inventory levels reach certain thresholds, or when there are any anomalies or issues with inventory tracking. This would improve the efficiency and accuracy of the system, helping to optimize operations and improve customer satisfaction.



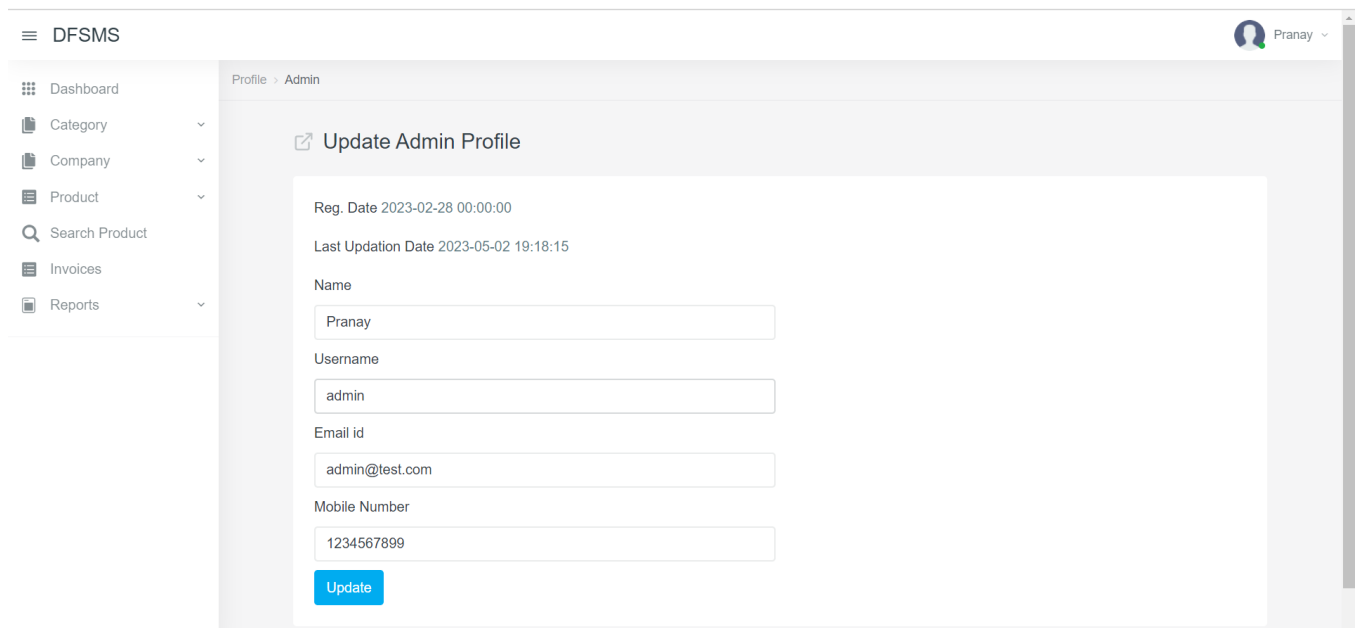


**RESULTS:**

**1) Login Page**



**2) Admin Detail Page**



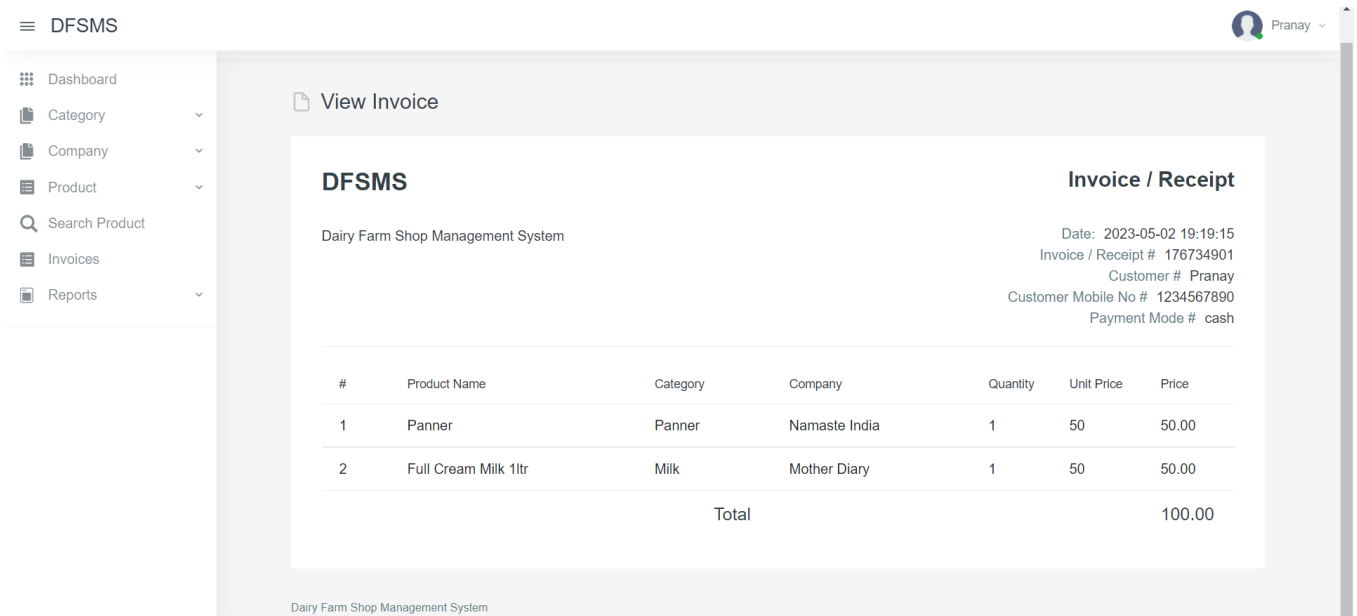


### 3) Dashboard Page

### 4) Product Cart Page

Product Name	Category	Company	Quantity	Unit Price	Price	Remove
Panner	Panner	Namaste India	1	50	50.00	
Full Cream Milk 1ltr	Milk	Mother Diary	1	50	50.00	
<b>Total:</b>			<b>2</b>		<b>100.00</b>	

#### 4) Product Invoice Page



The screenshot shows a web application interface for 'DFSMS Dairy Farm Shop Management System'. On the left is a navigation menu with options: Dashboard, Category, Company, Product, Search Product, Invoices, and Reports. The main content area is titled 'View Invoice' and contains an invoice/receipt summary and a table of items.

#	Product Name	Category	Company	Quantity	Unit Price	Price
1	Panner	Panner	Namaste India	1	50	50.00
2	Full Cream Milk 1ltr	Milk	Mother Diary	1	50	50.00
Total						100.00

Invoice / Receipt details:  
 Date: 2023-05-02 19:19:15  
 Invoice / Receipt # 176734901  
 Customer # Pranay  
 Customer Mobile No # 1234567890  
 Payment Mode # cash

#### VII. CONCLUSION

The “dairy product management system” is successfully designed and developed to fulfilling the necessary requirements, as identified in the requirements analysis phase, such as the system is very much user friendly, form level validation and field level validation are performing very efficiently.

the new computerized system was found to be much faster and reliable and user friendly then the existing system, the system has been designed and developed step by step and tested successfully. It eliminates the human error that are likely to creep in the kind of working in which a bulk quantity of data and calculations as to be processed.

The system results in quick retrieval of information that is very vital for the progress any organization. Cost is minimized in case of stationary. Burden of manual work is reduced as whenever transaction takes place, there is a no need to record it in many places manually

#### REFERENCES

1. AGEEB, A.G.HAYES, J.F. (2000) Reproductive responses of Holstein–Friesian cattle to the climatic conditions of Central Sudan. *Trop. Anim. Health Prod.* 32:233-243.
2. ANIMAL BREEDING ACT (2001) Acts supplement No.10. The Uganda Gazette No. 36, Volume XCIV.
3. ANEKI.COM (2004) Information about countries and World rankings: Uganda Facts. Online: <http://www.aneki.com/facts/Uganda.html> Accessed on 26th August, 2004.
4. ALAN, C. (2004) Development in the news. Science and technology theme. DFID e-forum on New Directions for Agriculture in Reducing Poverty. Online: <http://dfidagricultureconsultation.nri.org/maillists/science-and-technology/maillist.html>. Posted on 11th May, 2004.
5. AH & PM (1993) Animal Health and Production Monitoring Activities in Masaka District Report Epidemiology Unit, Directorate of Animal Resources, Uganda – GTZ, Uganda.
6. BAKER, R.L., REGE J.E.O. (1994) Genetic resistance to diseases and other stresses in improvement of ruminant livestock in the tropics. *Proc. 5th World Congr. Gen. Appl. Livest. Prod. Univ. Guelph, Canada.* 20:405-412.
7. BANE, A., HULTNÄS, C.A. (1977) Artificial insemination of cattle in developing countries. In: *Animal Breeding: selected articles from the World Animal Review.* FAO. Rome.
8. BARWICK, S.A. (1993) B-OBJECT: A PC-Program to derive economic weights for beef cattle. In: *Design of livestock breeding programs.* Univ. New England, Armidale NSW, Australia.



9. BISCOE, J. (2004) Science and technology theme. DFID e-forum on New Directions for Agriculture in Reducing Poverty. Online: <http://dfid-agricultureconsultation.nri.org/maillists/science-and-technology/maillist.html>. Posted on 15th May, 2004
10. BONDOC, O.L., SMITH, C. (1993a) Deterministic genetic analysis of open nucleus breeding schemes for dairy cattle in developing countries. *J. Anim. Breed. Gen.* 110:194-208.
11. BONDOC, O. L., SMITH, C. (1993b) The effects of genotype by environment interactions in dairy cattle open nucleus schemes. *J. Anim. Breed. Gen.* 110:186-193.
12. BOURN, D., BLENCH, R. (1999) Can livestock and Wildlife Co-exist? An interdisciplinary approach. Overseas Devpt. Inst. The environmental Research Group, Oxford.
13. BRASCAMP, E.W. (1984). Selection indices with constraints. *Anim. Breed. Abstr.* 52: 645.
14. BRASCAMP, E. W.(1978) Methods of economic optimization of animal breeding plans. Rapport B-134. Univ. Wageningen.
15. BREM, G. (1986) Application models of reproductive manipulation in exploiting new technologies in animal breeding: genetic developments. ed. by Smith, C., King, J. W. B., McKay, J. C. Oxford Univ. Press, Engl.
16. CAMPBELL, J. (2004) Science and technology theme. DFID e-forum on New Directions for Agriculture in Reducing Poverty. Online: <http://dfid-agricultureconsultation.nri.org/maillists/science-and-technology/maillist.html>. Posted on 27th April, 2004
17. CASSELL, B.G. (1996) Young sires for herd improvement. Virginia Cooperative Extension. Publ. no. 404-090.
18. CHAMBERLAIN, A. (1993) Milk production in the tropics. Longman, Essex.
19. CHAND, V. (2004) Growth and Poverty theme. DFID e-forum on New Directions for Agriculture in Reducing Poverty. Online: <http://dfid-agricultureconsultation.nri.org/maillists/science-and-technology/maillist.html> .Posted on 27th May, 2004.
20. de HAAN, C. (2004) Livestock Breeding Technologies and Rural Development: Development Experiences. [http://Inweb18.worldbank.org/ESSD/ardext.nsf/26ByDocName/LivestockBreedingTechnologiesandRuralDevelopment/\\$FILE/LivestockBreedingTechnologies.pdf](http://Inweb18.worldbank.org/ESSD/ardext.nsf/26ByDocName/LivestockBreedingTechnologiesandRuralDevelopment/$FILE/LivestockBreedingTechnologies.pdf). Accessed on: 11th August, 2004.





SJIF Scientific Journal Impact Factor

Impact Factor: 8.423



# INTERNATIONAL JOURNAL OF INNOVATIVE RESEARCH

IN SCIENCE | ENGINEERING | TECHNOLOGY

 9940 572 462  6381 907 438  [ijirset@gmail.com](mailto:ijirset@gmail.com)



[www.ijirset.com](http://www.ijirset.com)

Scan to save the contact details