



e-ISSN: 2319-8753 | p-ISSN: 2347-6710

IJRSET

International Journal of Innovative Research in
SCIENCE | ENGINEERING | TECHNOLOGY



INTERNATIONAL JOURNAL OF INNOVATIVE RESEARCH

IN SCIENCE | ENGINEERING | TECHNOLOGY

Volume 12, Issue 5, May 2023

ISSN INTERNATIONAL
STANDARD
SERIAL
NUMBER
INDIA

Impact Factor: 8.423

9940 572 462

6381 907 438

ijrset@gmail.com

www.ijrset.com

Student Database Management Using CodeIgniter

Aliasgar M Vohra , Biswajit Kabi, Gopinath R, Vivek Kumar Singh V, Subramani P

Department of Metallurgical and Materials Engineering, Jain University, Bangalore, India

ABSTRACT: The maintenance of the student's attendance information is handled by the student attendance management system. Based on the student's attendance in class, it calculates their attendance. It is upheld on a daily basis based on their presence. A unique login and password will be given to the staff so they can update the students' status. The staff members in charge of certain disciplines are in charge of ensuring that every student is present. The student's attendance will only be tracked if they were there during that particular session. Weekly and aggregate reports on student attendance will be produced.

I. INTRODUCTION

An open-source PHP rapid development web framework called CodeIgniter is used to create dynamic websites. PHP is a potent, dynamic language for creating websites. CodeIgniter has drawn attention due to its feature-rich versatility, yet Laravel & Symfony continue to be among of its most talked-about frameworks. Continue reading to find out what characteristics make it a preferred framework for organisations seeking useful and functioning websites. Silicon Valley would be at the top of my list if I had developed a Blog page with the term "CaliforniaStories" and listed everything that has happened in California that has had an influence. At that point, I would also recall Rick Ellis' PHP-related experiences.

1.1.Purpose

System implementation is the important stage of project when the theoretical design is tuned into practical system. The main stages in the implementation are as follows:

- Planning
- Training
- System testing and
- Changeover Planning

1.2. System maintenance

Finding problems is only a small part of software maintenance. Changes in the environment must be planned for since they may have an impact on the computer or other components of computer-based systems. Such a task is typically referred to as maintenance. It entails both enhancing the way the system works and fixing errors that occur while a new system is being used. It can require ongoing use of a significant share of the resources from the computer department. The primary objective can be to modify current systems to fit a changing environment. To enable the earliest possible system restoration, backups of the full database files are taken and kept on storage media such flash drives, pen drives, and discs. If there is a malfunction whether the system has the option to recover database files, or collapse. Data storage on a different, secondary device allows for effective and efficient system maintenance.

1.3. Source code and licencing

The source code for CodeIgniter is updated on GitHub and is recognised as open source software with the MIT Licence as of preview version 3.0rc. Prior to version 3.0.0, CodeIgniter was distributed under a closed-source, proprietary Apache/BSD licence.

With regard to the GPL incompatibility of the new licence, the decision to move to the Open Software Licence (OSL) in 2011 caused some community discussion, to which EllisLab has replied with a series of articles named Software Licence Awareness Week..

1.4. EXISTING SYSTEM

For the pupils using the current system, manual entry is required. Here, handwritten registers will be used to track attendance. The user's record will need to be maintained, which will be a tiresome task. Here, additional human work is required. As records are kept in manually written registers, information retrieval is not as simple. This application needs accurate input into the appropriate field. If the incorrect inputs are made, the application might not function properly. The user thus finds it challenging to use.

1.5. PROPOSED SYSTEM

The suggested system has evolved to address the shortcomings of the current one. The goal of this project is to cut down on paperwork and save time while still producing accurate attendance records for the students. The best user interface is offered by the system. This suggested system can be used to produce the effective reports.

1.5.1. Advantages of Proposed System

- It is trouble-free to use.
- It is a relatively fast approach to enter attendance
- Is highly reliable, approximate result from user
- Best user Interface
- Efficient reports

II. PROJECT DESCRIPTION

2.1. PROBLEM DEFINITION:

The designed technology will cut down on human labour and eliminate unnecessary data. Efficient reports cannot be produced if the attendance is manually maintained. Based on attendance, the system may produce effective weekly, consolidated reports. Since attendance is recorded in registers, it has been difficult for administration and personnel to keep up with for a long time. Instead, the software can store information for a long time and retrieve it as needed.

2.2. Project overview

For the Attendance Management System to operate well, there are generally two main elements. The admin module has the authority to add any new faculty and student information.

The user has the ability to create reports and record daily attendance. The student's information, the date, and the class can all be used to determine attendance.

2.3. MODULE DESCRIPTION

Only authorised users should be able to access certain modules, hence the system needs to be structured accordingly. Only administrators should make changes to the records; everyone else should not. Always put the user in charge of the application, not the other way around.

The user interface needs to be uniform so that the user can navigate the application quickly and easily. The application should be theoretically and graphically simple.

2.3.1 Admin Module: Student Information

This module covers the distribution of roll numbers and personal information for a fresh batch. It will produce student and staff personal information, including academic information and images of the students.

- It helps to allot the subject and the subject code to the particular staffs.
- It provides the facility to have a user name and password to the staffs .

Time table information: It will allocate time tables to the staff after retrieving subject information from the subject database.

It will make it easier for the administration and staff to record attendance depending on the subject and time allowed to each employee.

Information about attendance: All students' information will be added to the attendance database. attendance was entered and saved in the database subject- and time-wise on the specific date.

It will make it easier to get weekly attendance data and report on it.

Reports can be taken daily, weekly, or cumulatively. Weekly reports include all hourly attendance information from the start to the end of the week is displayed together with the status.

Consolidated reports provide information on all students' attendance from the beginning to the end of the semester, which is helpful for determining if a student meets the requirements to take the test.

2.3.2 STAFFS MODULE

Information on attendance: It helps the staff mark students' attendance for respective subjects. Before making the entry, the employees will be verified in this manner.

Report specifics:

1. A weekly report that gathers attendance information down to the hour and displays the status.
2. Compile a report that includes information on every student's attendance, from the beginning to the end of the semester, and provide status information for the student's eligibility requirements.

2.4 SYSTEM FLOW DIAGRAM:

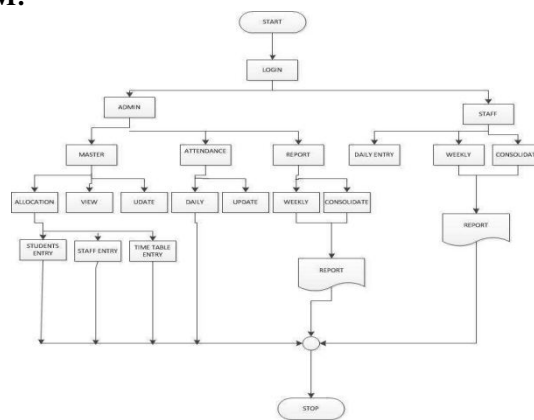


Figure 3.1-System Flow Diagram

2.4.1. Admin:

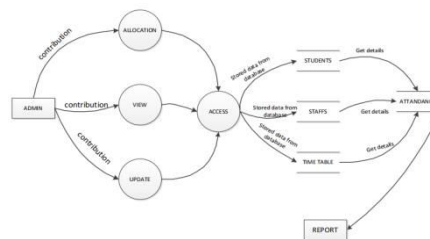


Figure 3.2(a)-Data Flow Diagram Level2

2.4.2Staffs:

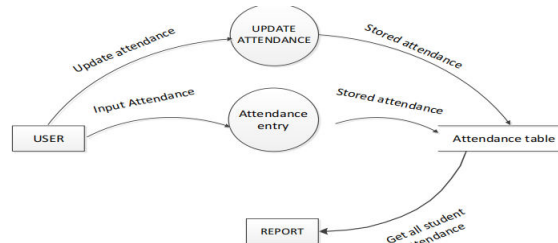


Figure 3.2(b).-Data Flow Diagram Level2

2.5. INPUT DESIGN

The input design of the system as a whole needs specific consideration. Making data entry simple and error-free is the goal of input data design. The controls offered by the .NET framework are used to design the input forms. Every piece of data that is entered is validated. When a user is having trouble, assistance information is made available to them.

Converting user-generated inputs to a computer-based representation is the process of input design. When engaging with the system via a workstation, a system user must be able to instruct the system whether to accept input for report production. The system design's most expensive component is often thought to be the data collection process. Considering that the input needs to be planned in such Extreme care is used to acquire crucial information in a manner that is appropriate. This project will first be fed into the allocation forms. It will be made using the timetable form, topic entry form, and student details form. It will make the subject-wise attendance system calculation easier. The following one is available in details show forms if you need any data verification. This project offers a way for tracking attendance for one subject or for all subjects.

2.6. OUTPUT DESIGN

Create this application's output. The term "Student Attendance management system" often refers to the information and outcomes that the system produces for a large number of end users; output is the primary driver behind system development and the standard by which they assess the app's use. The product is created in a way that makes it appealing, practical, and educational. Forms are created with a variety of elements that improve the aesthetics of console output.

Better design should enhance the system's relationships with us and aid in decision-making because outputs are the users' primary information sources. The layout that is offered for information collection is elaborated by form design.

The output that the system generates is one of its most crucial components. This system makes reference to the information and results produced. In essence, a computer system's output is utilised to inform the user of the processing's outcome. Using an attendance management system, you can see how well your team is keeping track of attendance by subject. When taken as a whole, the report only has administrator rights. To our end user, this form will display the weekly report and aggregate the reports that were created by date, batch, and class. Our report needs to be converted to Excel format.

III. SYSTEM SPECIFICATION

3.1. HARDWARE REQUIREMENTS (Minimum Requirement)

- **Minimum RAM:-**1GB
- **Hard Disk:-**128 GB
- **Processor:-**Intel Pentium 4(1.50 GHZ) or above

3.2. SOFTWARE REQUIREMENTS (minimum Requirement)

- └ **Operating system :**Windows XP
- **Front_Design:**VB.Net version 10.0 ,.NET framework 4.0
- **Front-End Language :**Visual basic
- **Back-End :** Oracle 10g
- **Back-End Connectivity:**ADO.net

4. **Source code:** <https://github.com/MintPepper1998/Mp-advance-attendance-system>

IV. CONCLUSION AND FUTURE ENHANCEMENT

4.1 Conclusion

To conclude, Project Data Grid works like a component which can access all the Student attendance management. It overcomes the many limitations incorporated in the attendance.

- Easy implementation Environment
- Generate report Flexibly

REFERENCES

1. <https://www.phpmyadmin.net/>
2. <http://www.msdn.net/>
3. <https://www.apachefriends.org/>
4. <https://www.mysql.com/>



INNO SPACE
SJIF Scientific Journal Impact Factor
Impact Factor: 8.423



ISSN INTERNATIONAL
STANDARD
SERIAL
NUMBER
INDIA



INTERNATIONAL JOURNAL OF INNOVATIVE RESEARCH

IN SCIENCE | ENGINEERING | TECHNOLOGY

9940 572 462 6381 907 438 ijirset@gmail.com



www.ijirset.com

Scan to save the contact details