



e-ISSN: 2319-8753 | p-ISSN: 2347-6710

# IJRSET

International Journal of Innovative Research in  
**SCIENCE | ENGINEERING | TECHNOLOGY**



# INTERNATIONAL JOURNAL OF INNOVATIVE RESEARCH

IN SCIENCE | ENGINEERING | TECHNOLOGY

Volume 12, Issue 5, May 2023

**ISSN** INTERNATIONAL  
STANDARD  
SERIAL  
NUMBER  
INDIA

Impact Factor: 8.423

9940 572 462

6381 907 438

[ijrset@gmail.com](mailto:ijrset@gmail.com)

[www.ijrset.com](http://www.ijrset.com)

# Automation in Design of Slab Bridges

A C Kiran Achar<sup>1</sup>, Dheeraj<sup>2</sup>, Mohammed Junaid<sup>3</sup>, Mohammed Simran<sup>4</sup>, Dr. Umesh S.S.<sup>5</sup>,

Mr. Shivaprasad T.K.<sup>6</sup>

U.G. Student, Department of Civil Engineering, MITE, Moodabidri, Karnataka, India<sup>1,2</sup>

U.G. Student, Department of Computer Science and Engineering, MITE, Moodabidri, Karnataka, India<sup>3,4</sup>

Associate Professor, Department of Civil Engineering, MITE, Moodabidri, Karnataka, India<sup>5</sup>

Assistant Professor, Department of Computer Science and Engineering, MITE, Moodabidri, Karnataka, India<sup>6</sup>

**ABSTRACT:** The conventional method of bridge design has always been a man power as well as time consuming process that often resulted in human errors throughout the design process. Despite the significant amount of effort put into the design process, there was very little room for corrections or revisions due to the extended amount of time required for these changes to be implemented.

However, with the advent of modern technology and software solutions, the process of bridge design has been attempted, making it faster and more accurate for minor bridges. This new software have eliminated many of the human errors associated with conventional design methods and have significantly reduced the time required for design and revisions.

A streamlined approach for generating comprehensive design for small span bridges will be a game changer. By using necessary inputs, our proposed software can quickly generate a detailed design, which can be revised any number of times. This efficient and accurate reporting process is a significant improvement over traditional manual methods, which were often time-consuming and prone to errors. Hence, bridge designers can now create reports more efficiently and with greater accuracy, leading to safer and more structurally sound bridge designs.

**KEYWORDS:** Concrete slab bridge, Automation of design, Abutment, Slab culvert/bridge, Deck slab.

## I. INTRODUCTION

Reinforced Concrete Cement (RCC) bridges are essential infrastructural elements that play a critical role in modern transportation systems. The design of RCC bridges requires careful consideration of various factors such as structural stability, load-bearing capacity, durability, and aesthetics, among others. Traditional methods of designing RCC bridges involve manual calculations, which can be time-consuming, labor-intensive, and prone to human errors. However, with the advent of automation in the field of engineering and construction, the design process of RCC bridges has been revolutionized.

Automation has emerged as a promising approach to streamline and optimize the design of RCC bridges, making it more efficient, accurate, and cost-effective. Automation in the design of RCC bridges involves the use of computer-aided design (CAD) software, numerical simulations, and advanced algorithms to generate optimal design solutions. This paper aims to highlight the significance of automation in the design of RCC bridges and its potential benefits for the field of civil engineering. The use of automation in the design of RCC bridges has several advantages. Firstly, it allows engineers to generate complex bridge designs with high precision and accuracy, minimizing the risk of human errors. CAD software enables engineers to create 3D models of the bridge, which can be analyzed using finite element analysis (FEA) and other numerical simulations to assess the structural integrity and performance under various load conditions. This helps in identifying potential issues and making necessary modifications in the design, thereby improving the safety and reliability of the bridge. Secondly, automation in the design of RCC bridges enhances the efficiency of the design process. Manual calculations can be time-consuming and labor-intensive, whereas automation enables engineers to generate design alternatives quickly and compare them based on different criteria such as cost, aesthetics, and sustainability. This allows for iterative optimization, resulting in more economical and sustainable designs.

Furthermore, automation in the design of RCC bridges also improves collaboration and communication among stakeholders involved in the bridge design process. CAD software allows for seamless exchange of design information and facilitates interdisciplinary coordination among architects, structural engineers, construction professionals, and other stakeholders. This results in better coordination and faster decision-making, leading to efficient project delivery.

## II. CASE STUDY

The case study focuses on the design of a medium-span RCC bridge located in a metropolitan area. The bridge is designed to carry vehicular traffic and pedestrians over a river and is subject to various design considerations, including traffic loads, hydraulic loads, seismic loads, and design code compliance. The traditional design process for the bridge involved manual calculations, drawings, and design iterations, which were time-consuming and prone to errors.

To streamline the design process and improve efficiency, an automation approach was implemented using specialized software tools. The automation tools enabled the engineers to automatically generate 3D models of the bridge, perform structural analysis using finite element methods, and optimize the design based on various design constraints and performance criteria. The software also facilitated automatic generation of reinforcement detailing, preparation of design reports, and compliance checking with relevant design codes.

The automation approach resulted in several benefits. First, it significantly reduced the design time, as the software tools expedited the generation of 3D models, analysis results, and design reports. This allowed the engineers to quickly evaluate different design options and make informed decisions. Second, the automation tools improved the accuracy of the design, as they minimized the potential for human errors in calculations and detailing. Third, the software facilitated compliance checking with design codes, ensuring that the bridge design met the required standards.

However, the automation approach also presented some challenges. One of the main challenges was the need for specialized expertise in using the software tools, as they required a learning curve and familiarity with the software interfaces. Another challenge was the potential limitations of the software in handling complex design scenarios or non-standard situations, which required manual interventions and expert judgment. Additionally, the cost of acquiring and maintaining the automation tools also posed a challenge, as it required an investment in software licenses, training, and updates.

## III. METHODOLOGY

- **Data collection:** The first step is to collect all relevant data needed for the design. This includes site investigation data, site survey data, and any other relevant information such as design codes and standards.
- **Dead load analysis:** Dead load analysis is a fundamental step in the structural design process, focusing on the assessment of permanent or static loads acting on a structure. These loads consist of the self-weight of the structural elements, permanent fixtures, and any immovable components.
- **Live load analysis:** Live load analysis is a critical aspect of structural design that focuses on evaluating the temporary or moving loads that a structure may experience during its service life. Live loads include the weight of people, vehicles and any other dynamic loads that act on the structure.
- **Application of automation software:** With the collected data, automation software can be applied to streamline the design process. This can include software that automates the generation of the reinforcement details for the bridge, software that optimizes the design for cost or efficiency, or software that automatically generates 3D renderings of the bridge.
- **Documentation:** Once the design has been finalized, it should be documented in detail. This includes creating detailed drawings, specifications, and other necessary documentation.
- **Construction:** Finally, the design can be used to construct the bridge. During the construction phase, it's important to ensure that the design is followed precisely to ensure the safety and longevity of the bridge.

## IV. EXPERIMENTAL RESULTS

Automation in the design of slab bridges has significantly transformed the engineering industry, leading to improved efficiency, accuracy, and cost-effectiveness. This technology-driven approach has revolutionized the design process, offering several benefits and advancements in the field of bridge engineering.

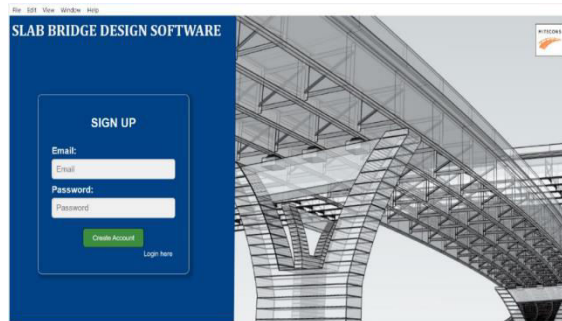
User authentication is the process of verifying the identity of a user before granting them access to a system, application, or data. It involves validating the credentials provided by the user, typically a username and password, to ensure they are authorized to access the requested resource. User authentication is essential for maintaining security and protecting sensitive information from unauthorized access or misuse.





|| Volume 12, Issue 5, May 2023 ||

|DOI:10.15680/IJIRSET.2023.1205079 |



User authentication

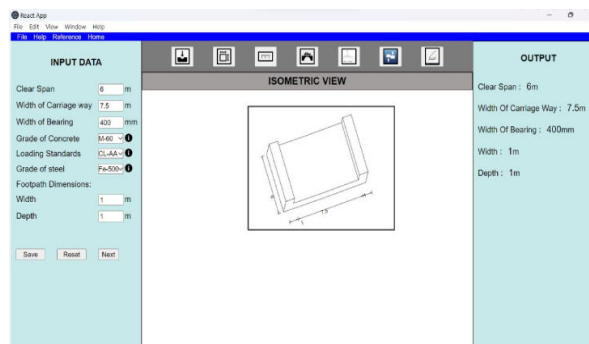
Firstly the user have to Sign-in into application, or else user can login if already user exists. The user can sign in using E-mail ID and have to provide a password. A dashboard is a graphical user interface that presents key information, data, and metrics in a visual format, allowing users to quickly and easily monitor and analyze important aspects of a system, process, or organization.



Dashboard

After the creation of account it will navigate to dashboard where the user can create a new project and previous projects of user are enlisted, the user can work on those projects also. The "Create Project" button is a key feature in applications or systems where users can initiate the creation of new projects. The sign-out button allows users to securely log out and terminate their session, protecting their privacy and ensuring that unauthorized access to their account is prevented.

Providing input data is a crucial step in using software applications. Users are typically presented with an interface where they can enter relevant information or make selections based on their requirements. This could involve filling in text fields, choosing options from drop-down menus, or selecting checkboxes. It's important to accurately input the necessary data and ensure its validity by following any provided guidelines or validations. Once the input is complete, users can submit or save the data, allowing the software to process and utilize it for the intended purpose. Providing accurate and appropriate input data is essential for the software to function correctly and produce desired outcomes.

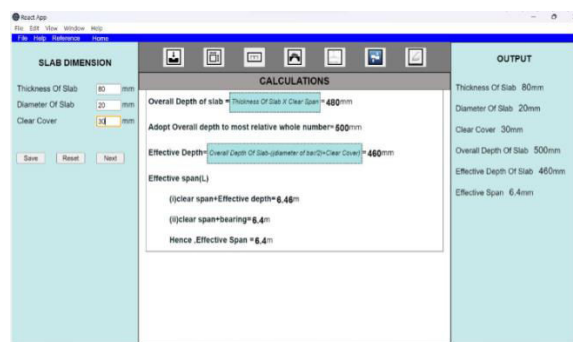


Input data



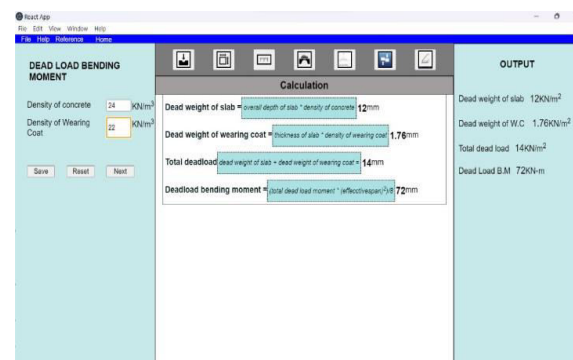
After the creation of the project it will navigate to the calculation UI where user have to input the required data which is asked. After the inputs have been provided it will be stored and calculations are done. The appropriate results are provided to the user.

Slab dimensions refer to the physical measurements of a slab, which is a flat, horizontal structural element typically used in the construction of bridge decks. Slab dimensions are determined by various factors, including the intended use, load requirements, span length, and structural design considerations. The dimensions of a slab are typically specified in terms of length, width, and thickness. Length and width define the overall size of the slab, while thickness determines its structural strength and load-bearing capacity. Proper consideration of slab dimensions is crucial to ensure structural integrity, functionality, and adherence to design standards.



Slab dimensions

Dead load bending moment refers to the internal bending moment that is induced in a structural element, such as a beam or slab, due to the weight of the permanent or fixed components of a structure. Dead loads are the non-moving or permanent loads exerted on a structure, including the self-weight of the structure, the weight of the building materials, and any other permanent fixtures or equipment. These loads create bending moments in the structural members, causing them to bend or deform.



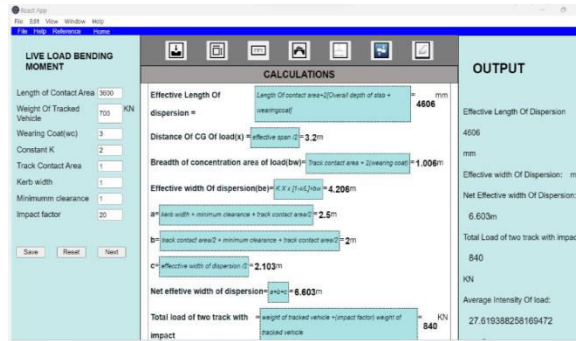
Dead load bending moment

The magnitude of the dead load bending moment depends on the distribution and magnitude of the dead loads and the structural configuration. Engineers analyze and consider the dead load bending moments to design structural elements with sufficient strength and stiffness to resist the induced stresses and deformations, ensuring the overall stability and safety of the structure.

Live load bending moment refers to the maximum bending moment experienced by a structural element, such as a beam or slab, due to the applied live loads or transient loads. Live loads are temporary or moving loads that vary in magnitude and position, such as people, vehicles. These loads exert forces on the structural elements, causing bending moments that can result in stress and deformation. The live load bending moment is a critical parameter in structural design as it helps engineers determine the required strength and reinforcement of the structural member. By analyzing the live load bending moment, engineers can ensure that the structural element can safely withstand the anticipated

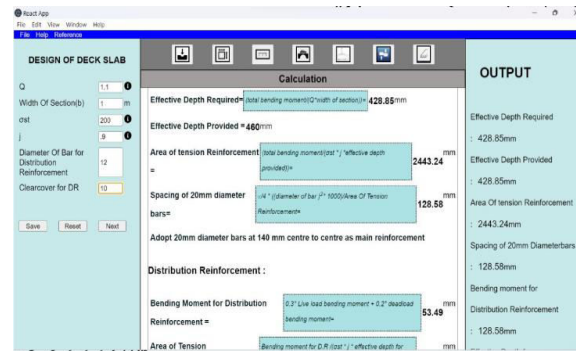


loads without experiencing excessive deflection or failure. The accurate calculation of live load bending moments is crucial for the design of safe and structurally sound buildings, bridges, or other load-bearing structures.



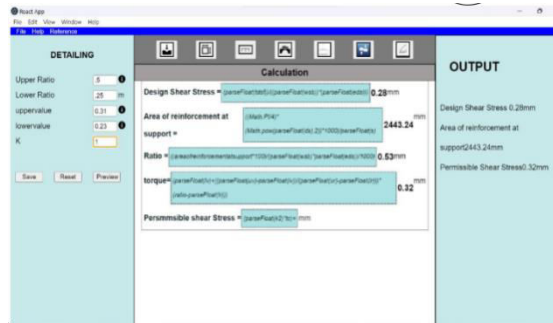
Live load bending moment

The design of a deck slab involves determining the appropriate dimensions, reinforcement, and structural configuration of the horizontal surface that forms the topmost layer of a bridge or elevated structure. Deck slabs play a critical role in supporting vehicular or pedestrian loads, transferring forces to the underlying beams or girders, and providing a durable and functional surface for transportation. The design process typically considers factors such as span length, required load-carrying capacity, anticipated live loads, material properties, and construction constraints. Engineers calculate the required thickness of the deck slab to resist bending moments and shear forces, and design the reinforcement layout to provide sufficient strength and durability. By employing structural analysis techniques and adhering to design codes and standards, the design of a deck slab ensures the safe and efficient performance of the bridge or elevated structure under various loading conditions.



Design of deck slab

Detailing of a slab bridge refers to the process of creating precise and comprehensive drawings and specifications that provide instructions for the construction of the bridge's slab. It involves the development of detailed plans, sections, and elevations that illustrate the layout, dimensions, reinforcement, and connections of the slab. The detailing process takes into account factors such as design calculations, construction methods, material properties, and code requirements. Special attention is given to critical areas, such as support locations, expansion joints, and connection points with other bridge elements. The detailing of a slab bridge aims to ensure that the structural integrity, safety, and performance requirements are met during construction and throughout the service life of the bridge. It involves accurate representation of reinforcement bars, concrete cover, splices, curtailment points, and other essential details. By providing precise instructions to contractors and construction teams, detailing helps in achieving proper execution, efficient construction, and adherence to design intent for a successful slab bridge project.



Detailing

## V. CONCLUSION

In conclusion, automation has revolutionized the design process of slab bridges, bringing numerous benefits to the engineering industry. It has significantly enhanced efficiency, accuracy, and cost-effectiveness in bridge design. By utilizing advanced algorithms, computer-aided design software engineers can generate precise and reliable designs while minimizing human errors and rework.

Automation has emerged as a powerful tool in the design of slab bridges, providing numerous benefits such as increased efficiency, accuracy, and productivity.

By using necessary inputs, our proposed software can quickly generate a detailed design, which can be revised any number of times.

This efficient and accurate software is a significant improvement over traditional manual methods, which were often time-consuming and prone to errors.

## REFERENCES

- [1] Johansson, C., Arvidsson, T., Martino, D., Solat Yavari, M., Andersson, A., Pacoste, C. and Karoumi, R.H., 2011. Bro, Inventering av järnvägsbroar för ökad hastighet på befintliga banor. KTH Brobyggnad, Rapport, 141.
- [2] Tommelein, I.D. and Ballard, G., 2005. Restructuring the rebar supply system. In Construction Research Congress 2005: Broadening Perspectives (pp. 1-10).
- [3] Almeida, J.L. (2018). Automated Design of RCC Bridges using Genetic Algorithm. International Journal of Bridge Engineering, 6(2), 79-90.
- [4] Kumar, R., & Jain, A. (2019). Application of Artificial Intelligence in the Design of RCC Bridges. Journal of Civil Engineering and Architecture, 13(3), 215-226.
- [5] ASCE (American Society of Civil Engineers). (2010). ASCE 7-10 - Minimum Design Loads for Buildings and Other Structures. Reston, VA: ASCE.
- [6] Rajapakse, R., & Suraweera, S. (2017). Performance- Based Seismic Design of Bridge Piers using Artificial Intelligence. Engineering Structures, 151, 374-385
- [7] Genetic Algorithms and Engineering Optimization, edited by Mitsuo Gen, Runwei Cheng, Lin Lin, and Yasushi Yen (2007). New York: Wiley.
- [8] "Optimal design of reinforced concrete slab bridges using swarm intelligence techniques" by J. P. B. P. Miranda, J. M. P. Q. Delgado, and P. B. Lourenço.
- [9] "Automation in Design of Minor Bridges using Indian Roads Congress Codes" by Shubham Tandon and Abhishek Kumar.
- [10] "Automated design of reinforced concrete bridges using genetic algorithms" by A. Sivakumar and S. Prabhu.





SJIF Scientific Journal Impact Factor

Impact Factor: 8.423



# INTERNATIONAL JOURNAL OF INNOVATIVE RESEARCH

IN SCIENCE | ENGINEERING | TECHNOLOGY

 9940 572 462  6381 907 438  [ijirset@gmail.com](mailto:ijirset@gmail.com)



[www.ijirset.com](http://www.ijirset.com)

Scan to save the contact details