



e-ISSN: 2319-8753 | p-ISSN: 2347-6710

IJRSET

International Journal of Innovative Research in
SCIENCE | ENGINEERING | TECHNOLOGY

INTERNATIONAL JOURNAL OF INNOVATIVE RESEARCH

IN SCIENCE | ENGINEERING | TECHNOLOGY

Volume 12, Issue 5, May 2023

ISSN INTERNATIONAL
STANDARD
SERIAL
NUMBER
INDIA

Impact Factor: 8.423

9940 572 462

6381 907 438

ijrset@gmail.com

www.ijrset.com



Multi Purpose Friction Welding Machine

R. KATHIRVEL¹, AKILI MADHU² ARUN.V. P² KAMALESH.P², NAGARAJ.K² GNANISHRI.R²

¹Assistant Professor Department of Mechanical Engineering, Muthayammal Engineering College, Rasipuram, Namakkal, India

²UG Student department of Mechanical Engineering, Muthayammal Engineering College, Rasipuram, Namakkal, India

ABSTRACT: Multi-purpose friction welding is a especially versatile method that can be used to be a part of a extensive vary of materials, such as metals, composites, and even distinct materials. The technique can be used to be a part of substances of distinct thicknesses, shapes, and sizes, making it perfect for a variety of applications. Additionally, multi-purpose friction welding has numerous benefits over different becoming a member of techniques, such as welding and brazing. For example, it does now not require any extra filler material, it produces minimal distortion, and it can be carried out with a excessive diploma of precision.

One of the key functions of multi-purpose friction welding is in the aerospace industry. This approach is used to be part of elements such as engine components, touchdown gear, and structural components. Multi-purpose friction welding is additionally used in the car enterprise to be part of aspects such as drivetrain factors and exhaust systems. In the manufacturing industry, this approach is used to be part of elements such as pipes, rods, and different structural elements...

KEYWORDS: Welding, Friction, Aluminum,

I. INTRODUCTION

A approach of running on a workpiece contains providing a probe of fabric tougher than the workpiece cloth to a non-stop floor of the workpiece inflicting relative cyclic motion between the probe and the workpiece whilst urging the probe and workpiece collectively whereby frictional warmth is generated as the probe enters the workpiece so as to create a plasticized vicinity in the workpiece fabric round the probe, stopping the relative cyclic movement, and permitting the plasticized fabric to solidify round the probe. This technique, which we refer to as "friction welding" affords a very easy approach of becoming a member of a probe to a workpiece. The technique can be used for repairing cracks and the like inside a workpiece or for becoming a member of members, such as studs or bushes, to a workpiece. Another factor of the invention contains inflicting a probe of fabric tougher than the workpiece cloth to enter the joint place and adversarial parts of the workpieces on both facet of the joint. Friction welding is a kind of forge welding, i.e. welding is executed by using the software of pressure. Friction generates heat, if two surfaces are rubbed together, adequate warmth can be generated and the temperature can be raised to the stage the place the components subjected to the friction can also be fused together. In traditional friction welding, relative rotation between a pair of workpieces is prompted whilst the work portions are entreated together. Typically thereafter as soon as adequate warmth is constructed at the interface between the workpieces, relative rotation is stopped and the workpieces are advised collectively underneath forging pressure which may additionally be equal as or higher than the authentic urging force..

II. LITERATURE REVIEW

1. Amjad Abbas, Dr. Sanjay Kumar Gupta, " Numerical Study of Friction Stir Welding on Different Aluminum with Different Profile Pin" IRJET - Transactions on Energy Conversion, Volume: 09 Issue: 05 | May 2022

friction stir welding of aluminum alloys by using different profile pins have been studied. Friction stir welding is a dynamically developed version of pressure welding processes by which high-quality welds can be produced. Tool geometry is one of the very important parameters because it affects the mixing of the material, which in turn



determines the quality of weld. Tool design and selection of process variables are critical issues in the usage of the FSW process. The development of cost effective and durable tools, which lead to structurally sound welds, is still awaited. Material selection and design intensely affect the performance of the tools. Several important aspects of FSW tools such as tool material selection & its importance, geometry and load-bearing ability, and process economics for applications, have been discussed in this study.

2. O. J. DADA “Production and Microstructural Phenomena affecting Friction Stir Welding Mechanical Behavior and Applications” IJCRT -Transactions On Energy Conversion Volume 4, October 2020

Friction stir welding (FSW) is the fastest evolving joining technology and the principal prospective technique for implementing an integral fuselage structure in aircraft manufacturing. The viability of FS welds is dependent upon mechanical properties and production turnovers, which are dependent on welding rates and tool design. Hence this review paper border on the effect of welding parameters, tool designs on microstructure, and mechanical behavior of friction stir welds. The microstructure and micro-hardness which were influenced by the welding rates determined static properties, failure locations, and residual stress minima and maxima. The study reviews the nature and distribution of material flow, grain structure, and precipitates in the aluminum FS welds and their effect on mechanical properties. Advances in the industrial application of Friction Stir Welds and further prospects are critical to this review work.

3. Nicholas Christakis “The development of a continuum framework for friction welding processes with the aid of micro-mechanical parameterizations” IEEE -Transactions On Energy Conversion, , Vol. 2, No. 4, 2007

Continuum modelling of complex industrial systems can be addressed with the aid of micromechanical parameterizations. The appropriate framework has been demonstrated through recent work in the area of modelling complex industrial processes which involve granular material. In this paper, the framework is set for the continuum modelling of friction welding processes with the aid of information, which is derived at the microscopic level. Sliding frictional behaviour of an unlubricated metal couple was studied experimentally and was found to be strongly influenced by operating conditions such as sliding speed and interface temperature for the titanium alloy Ti6Al4V. The different friction regimes observed experimentally are explained using an analytical contact model, which represents the moving system of two interconnected plates at the sliding interface with bonds, which continuously form and rupture during sliding. Moreover, the characterised frictional behavior, which depends on interface temperature, is used to model numerically the non-linear thermo-mechanical process of linear friction welding of Ti6Al4V.

4. Yong-Jai Kwon et al, “Study the Effect of Tool Rotation Speed and Welding Speed on Mechanical Properties of Two Different Welded Aluminium Alloy” IEEE - Transactions On Energy Conversion, Vol. 23, No 3, September 2008

Investigated the friction stir welding between 5052 aluminum alloy plates with a thickness of 2 mm. The tool rotation speeds were ranging from 500 to 3000 rpm under a constant traverse speed of 100 mm/min. Welded joints were obtained at tool rotation speed 1 000, 2000 and 3000 rpm. At 500, 1000, and 2 000 rpm onion ring structure was clearly observed in the friction-stir-welded zone (SZ). The effect of tool rotation speed on the onion rings was observed. Grain size in the SZ is smaller than that in the base metal and is decreased with a decrease of the tool rotation speed. The study showed that the strength, tensile strength of the joint is more than that of the parent metal. The investigation also demonstrated that the joint is less ductile than the parent alloy.

5. G. CAO and S.KOU, “Analysing the Friction Stir Welded Joints of AA2219 Al-Cu Alloy in Different Heat-Treated State” International Journal of Engineering & Scientific Research Vol.5 Issue 5, May 2017

It was aimed at studying whether the extreme temperature in the work piece can extent the lower bound of the melting temperature range and trigger liquation during friction stir welding (FSW) of aluminum alloys which was observed in some computer simulation. AA 2219, an Al-Cu alloy was the work piece material due to its clear lower bound of the melting temperature array which is the eutectic temperature 548°C. Besides FSW, gas metal arc welding (GMAW) of Alloy 2219 was also accompanied to provide a benchmark for checking liquation in FSW of Alloy 2219. The study under both optical and scanning electron microscopy revealed found that in GMAW of Alloy 2219, q (Al₂Cu) particles performed as in-situ micro sensors, which indicates liquation due to reaction between CU and Al forming

eutectic particles upon reaching the eutectic temperature. But in FSW, no evidence of induced liquation was found suggesting that the eutectic temperature was not reached.


III. EXISTING SYSTEM

NCT is a friction welder and computing device device builder. We have met the various wishes of our clients in the USA, Canada, Mexico and South America with customized designed options when you consider that 1983. NCT is equipped to retrofit or restore all present laptop tools, and format and supply welders or laptop equipment to meet your needs. Equipment leasing with entire technical aid and carrier is additionally available.

IV. PROPOSED SYSTEM

Relative to the different alongside a frequent interface, whilst making use of a compressive pressure throughout the joint. The friction heating generated at the interface softens each components, and when they come to be plasticised the interface cloth is extruded out of the edges of the joint so that smooth cloth from every aspect is left alongside the unique interface. The relative movement is then stopped, and a greater closing compressive pressure might also be utilized earlier than the joint is allowed to cool. The key to friction welding is that no molten cloth is generated, the weld being fashioned in the stable state. The precept of this technique is the altering of mechanical strength into warmth energy. One element is gripped and circled about its axis whilst the different issue to be welded to it is gripped and does now not rotate however can be moved axially to make contact with the rotating component. At a factor fusion temperature is reached, then rotation is stopped and forging strain is applied. Then warmth is generated due to friction and is focused and localized at the interface, grain shape is sophisticated through warm work. Then welding is done, however there will no longer appear the melting of dad or mum metal. Briefly the friction-welding method consists in bringing into contact two factors to be welded whilst one of the two is static and the different is circled unexpectedly on its axis. As the quickly as the warmth generated by means of attrition at the interface is enough for stable kingdom welding barring melting, the rotation is stopped and the factors are pressured collectively beneath strain producing neighborhood forging which concludes the intimate becoming a member of and additionally expels at the joint all surface infection and some of the upset cloth referred to as flash. In friction welding one element is circled and one aspect is held stationary. The section that is turned around is introduced into contact with the stationary issue and when sufficient warmth has been generated to deliver the elements to a plastic nation and the preferred burnoff has been achieved, rotation is stopped. More axial pressure is then utilized between the two aspects ensuing in a solid-state bond at the interface forming a friction welded joint.

DIAGRAM



V. MATERIAL USED


Friction welding is a solid-state becoming a member of procedure that includes the era of warmness via friction between two workpieces that are added collectively beneath pressure. The cloth and strategies used in friction welding can differ relying on the unique application, however normally contain the following steps:

- a. Material selection: The workpieces to be welded are generally made of comparable or multiple metals or alloys. The substances need to have comparable thermal residences and melting factors to make certain desirable welding.
- b. Workpiece preparation: The workpieces are cleaned and deburred to put off any floor impurities or defects that may additionally have an effect on the welding process.
- c. Clamping: The workpieces are clamped collectively the usage of a specialised clamping device that applies the crucial stress to keep the workpieces in vicinity at some point of the welding process.
- d. Rotation: One of the workpieces is turned around in opposition to the different at a excessive velocity the usage of a rotary motion.
- e. Heating: The frictional warmness generated by way of the rotation reasons the workpieces to soften and fuse together, growing a weld.
- f. Forging: The rotational action is stopped, and the clamping strain is expanded to create a forging pressure. This helps to make certain a strong, uniform weld.
- g. Cooling: The workpieces are allowed to cool down slowly, both in air or with a coolant, to forestall distortion and hold the mechanical homes of the welded joint.

The unique cloth and techniques used in friction welding can be tailor-made to meet the necessities of a unique application.


VI. FRICTION STIR WELDING(FSW) SETUP

Friction Stir Welding (FSW) is a solid-state welding procedure that makes use of a non-consumable device to be a part of two portions of steel together. Unlike standard welding techniques, FSW would not contain melting the substances being welded. Instead, the device heats and stirs the metallic to create a weld.



VII. INERTIA FRICTION WELDING(IFW) SETUP

Inertia Friction Welding (IFW) is a solid-state welding method that joins two metallic elements collectively via the warmness generated by means of friction between the components. It is comparable to Friction Stir Welding (FSW), however alternatively of the use of a non-consumable device to create the friction, IFW makes use of a rotating flywheel to generate the required frictional force.



VIII. RESULT & DISCUSSION

Multi-purpose friction welding is an incredibly versatile becoming a member of system that gives quite a few advantages over usual welding methods. This technique entails the use of frictional warmth and stress to create a bond between two steel parts. The ensuing weld is strong, durable, and in a position to stand up to excessive tiers of stress and vibration. One of the predominant blessings of multi-purpose friction welding is its potential to be a part of distinct materials. This capability that metals with one-of-a-kind properties, such as special melting factors or thermal enlargement coefficients, can be without difficulty joined the usage of this process. In addition, multi-purpose friction welding produces a easy and particular weld with minimal distortion, which makes it best for precision applications. This procedure can entire a weld in a count of seconds, which is a whole lot quicker than common welding methods. Additionally, when you consider that multi-purpose friction welding does now not require any extra substances or consumables, it is a extra low-budget alternative in the lengthy run may be welded successfully.



VI. CONCLUSION

Multi-purpose friction welding is a versatile and environment friendly welding approach that provides a vary of advantages over usual welding methods. Its capacity to be a part of diverse materials, limit power consumption, and produce exceptional welds with minimal distortion has made it an fascinating alternative for a number industries, inclusive of aerospace, automotive, and clinical system manufacturing. The approach entails the use of warmness generated through friction between two materials, which are then added collectively below stress to structure a solid-



state bond. The technique is exceedingly quick, with weld instances generally measured in seconds, and does no longer require the use of extra substances such as filler metallic or flux. While there are some barriers to the technique, such as the requirement for unique manipulate over the manner parameters and the want for appropriate equipment, multi-purpose friction welding has demonstrated to be a precious addition to the welding toolkit. As science continues to evolve, we can assume to see similarly developments in this area, main to even greater environment friendly and fine welding processes.

REFFERENCES

- [1] Dawes C J, Spurgin E J R and Staines D G: 'Friction stir welding aluminium alloy 5083 – increased welding speed'. TWI Members Report 77354.1/98/991.2.
- [2] Biallas G et al: 'Mechanical properties and corrosion behaviour of friction stir welded 2024-T3'. Proc 1st Int Symposium on Friction Stir Welding, Thousand Oaks, CA, 14-16 June 1999.
- [3] Bussu G and Irving P E: 'Static and fatigue performance of friction stir welded 2024-T351 aluminium joints'. Proc 1st Int Symposium on Friction Stir Welding, Thousand Oaks, CA, 14-16 June 1999.
- [4] Kinchen D, Li Z and Adams G: 'Mechanical properties of friction stir welds in Al-Li 2195-T8'. Proc 1st Int Symposium on Friction Stir Welding, Thousand Oaks, CA, 14-16 June 1999.
- [5] Reynolds A P, Seidel T U and Simonsen M: 'Visualisation of material flow in an autogenous friction stir weld'. Proc 1st Int Symposium on Friction Stir Welding, Thousand Oaks, CA, 14-16 June 1999.
- [6] Li Z X et al: 'Microstructure characterisation and stress corrosion evaluation of friction stir welded Al-2195 and Al-2219 alloys'. Proc 5th Int Conf on Trends
- [7] Amontons, G. (1699), "De la resistance cause dans les machines", Mem.Del'Academie Royale, A,
- [8] Bowden, F.P., Tabor, D. (1950), Friction and lubrication of solids, Oxford University Press, England.
- [9] Haile, J.M. (1997), Molecular dynamics simulation: Elementary methods, John Wiley & Sons, USA.
- [10] Greenwood, J.A., Williams, J.B. (1966), "Contact of nominally flat surfaces", Proc.R.Soc.London, A 295 pp. 300.
- [11] Tomlinson, G.A. (1929), "A molecular theory of friction", Philos Mag., vol.7, no.7, pp.905-939.



INNO SPACE
SJIF Scientific Journal Impact Factor
Impact Factor: 8.423



ISSN INTERNATIONAL
STANDARD
SERIAL
NUMBER
INDIA



INTERNATIONAL JOURNAL OF INNOVATIVE RESEARCH

IN SCIENCE | ENGINEERING | TECHNOLOGY

9940 572 462 6381 907 438 ijirset@gmail.com



www.ijirset.com

Scan to save the contact details