



e-ISSN: 2319-8753 | p-ISSN: 2347-6710

IJIRSET

International Journal of Innovative Research in
SCIENCE | ENGINEERING | TECHNOLOGY

INTERNATIONAL JOURNAL OF INNOVATIVE RESEARCH

IN SCIENCE | ENGINEERING | TECHNOLOGY

Volume 12, Special Issue 2, April 2023

ISSN INTERNATIONAL
STANDARD
SERIAL
NUMBER
INDIA

9940 572 462

6381 907 438

ijirset@gmail.com

www.ijirset.com

Detection of Myocardial Infarction from ECG Signal through Combining CNN and BI-LSTM

Dr.P.S.Smitha¹, Anusuya V², Madhumitha R², Melphin Madonna A²

Assistant Professor, Department of Computer Science and Engineering, Velammal Engineering College, Velammal Engineering College, Chennai, Tamil Nadu, India¹

UG Students, Department of Computer Science and Engineering, Velammal Engineering College, Velammal Engineering College, Chennai, Tamil Nadu, India²

ABSTRACT: Myocardial Infarction is one of the intricate infections and around the world numerous individuals experienced this sickness. On schedule and proficient recognizable proof of heart illness assumes a critical function in medical care, especially in the field of cardiology. In this article, we proposed a productive and exact framework to determine heart sickness and the framework depends on AI procedures. The framework is created dependent on order calculations incorporating CNN and BI-LSTM while standard highlights choice calculations have been utilized, for example, Relief, Minimal repetition maximal pertinence, Least supreme shrinkage determination administrator furthermore, Local learning for eliminating unimportant and excess highlights. We likewise proposed novel quick restrictive common data highlight choice calculation to tackle the determination issue. The highlights determination calculations are utilized for highlights determination to expand the order exactness and lessen the execution time of the characterization framework. Moreover, the leave one subject out cross-approval technique has been utilized for learning the accepted procedures of model appraisal and for hyper parameter tuning. The presentation estimating measurements are utilized for appraisal of the exhibitions of the classifiers. The exhibitions of the classifiers have kept an eye on the chosen highlights as chosen by highlights determination calculations. The test results show that the proposed inclusion determination calculation is plausible with the classifier uphold vector machine for planning a significant level smart framework to recognize heart illness. The proposed finding framework accomplished great precision when contrasted with recently proposed techniques. Furthermore, the proposed framework can without much of a stretch be actualized in medical care for the distinguishing proof of heart illness.

KEYWORDS: Cardiology, healthcare, CNN classification, BI-LSTM algorithm, highlights determination calculation.

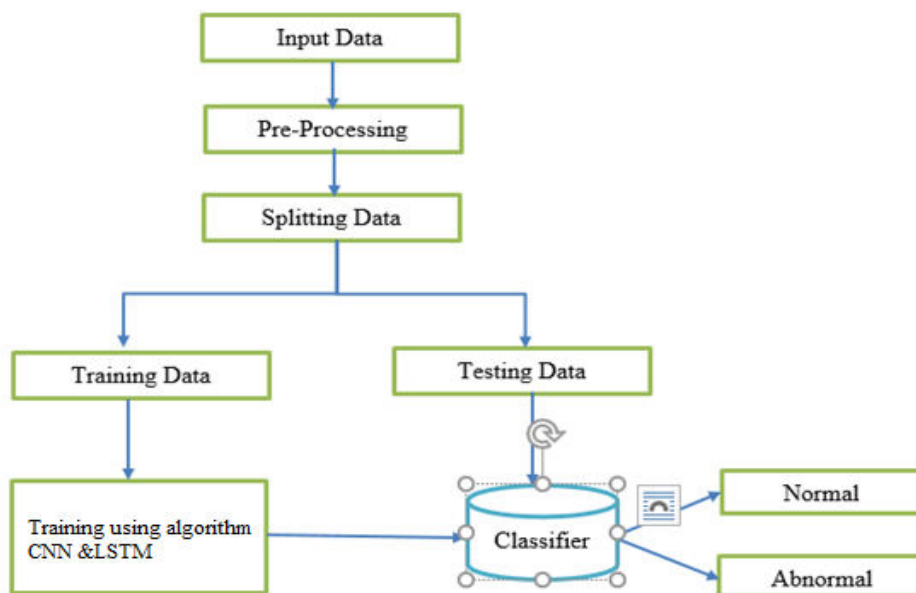
I. INTRODUCTION

The increase in clinical records series gives a brand new possibility for croakers to enhance affected person opinion. In recent times, interpreters have increased their operation of computer technologies to ameliorate decision-making support. In the health care assiduity, machine literacy is getting an important result to prop the opinion of cases. Machine literacy is a logical tool used when a task is large and delicate to program, similar to transubstantiation of medical records into knowledge, epidemic prognostications, and genomic data analysis. Recent exploration has used contrivance gaining knowledge of strategies to diagnose distinctive cardiac issues and make a prediction. A main trouble of contrivance gaining knowledge is the inordinate dimensionality of the dataset. The analysis of numerous features requires a large quantum of memory and leads to an over befitting, so the weighting features drop spare data and processing time, therefore perfecting the performance of the algorithm. Chancing a small set of functions characterizes distinctive ails of fitness operation, genome expression, scientific images, and IoT. Dimensionality reduction makes use of characteristic birth to convert and simplify data, whilst characteristic choice reduces the dataset via way of means of putting off vain features.

II. METHODOLOGY

EXISTING SYSTEM: Expert choice system in light of MI classifiers and the use of fake fluffy rationale is successfully finding the MI therefore, the proportion of death diminishes and The Cleveland heart illness informational index was utilized by different analysts also for the distinguishing proof issue of MI. The machine learning prescient models need appropriate information for preparing and testing. The presentation of AI model can be expanded whenever adjusted dataset is use for preparing and testing of the model. Moreover, the model prescient abilities can improve by utilizing appropriate and related highlights from the information. Hence, information adjusting and highlight determination is altogether significant for model execution improvement. In writing different analysis strategies have been proposed by different analysts, anyway these strategies are most certainly not successfully analysis MI.

PROPOSED SYSTEM: We proposed an AI based conclusion technique for the ID of MI in this examination work. Machine learning prescient models incorporate CNN and BI-LSTM are utilized for the recognizable proof of MI. The standard best in class highlights determination calculations, for example, Relief, mRMR, LASSO and Local-learning-based features-selection (LLBFS) have been utilized to choose the highlights. We additionally proposed fast conditional mutual information (FCMIM) highlights choice calculation for highlights determination. Leave-one-subject-out cross-validation (LOSO) procedure has been applied to choose the best hyper-boundaries for best model choice. Aside from this, diverse presentation appraisal measurements have been utilized for classifiers exhibitions assessment. The proposed strategy has been tried on Cleveland MI dataset. Moreover, the exhibition of the proposed method have been analyzed with best in class existing strategies in the writing.



III. RELATED WORK

This system was proposed by abbar Akhil, Shirina Samreen[1]. The experimental results on heart complaint data set show that the HNB records 100 in terms of delicacy and outperforms naïve bayes. Some machine algorithms used for prognosticating the circumstance of heart conditions are Support Vector Machine, Naïve Bayes, K- Nearest Neighbour, and Artificial Neural Network were used by C.Beyene, P.Kamat[2]. The delicacy performance achieved by those algorithms are still not satisfactory. So that if the performance of delicacy is bettered further to give better decision to diagnose complaint. In the exploration paper published by Muhammad Usama Riaz[3] data and attributes

are taken from the UCI depository. By exercising this, colorful patterns can be deduced to prognosticate the heart complaint before using ways in Artificial Neural Network(ANN). The delicacy attained by the paper is not enough to vaticination the stroke cases. In the device proposed via way of means of Acharya UR, Fujita H, Sudarshan VK, Oh SL, Adam M, Tan JH, Koo JH, JainA, Lim CM, Chua KC [4] named features are ranked using analysis of friction(ANOVA) and relief ways. The largely ranked features are subordinated to decision tree(DT) and K- nearest neighbor(KNN) classifiers. Proposed system has achieved delicacy, perceptivity and particularity of (i)99.55,99.93 and99.24 using contourlet transfigure, and(ii)99.01,99.82 and98.75 using shearlet transfigure. In the offer[5], Kumar M, Pachori RB, Acharya UR Sample entropy(SEnt) is reckoned from the subband signals of ECG and fed to the arbitrary timber(RF), J48 decision tree, back propagation neural network(BPNN), and least- places support vector machine(LS- SVM) classifiers to choose the loftiest performing In [6] proposed by Dohare AK, Kumar V, Kumar R, The four clinical features similar as P duration, QRS duration, ST- T complex interval and QT interval are encyclopedically determined from average beats of all the 12- lead ECG. also peak to peak breadth, area, mean, standard divagation, skewness and kurtosis are determined for P duration, QRS duration and ST- T complex interval of average beats of all the 12- lead ECG. These 220(4 6 × 3 × 12) parameters are used for myocardial infarction discovery.

IV. EXPERIMENTAL ANALYSIS

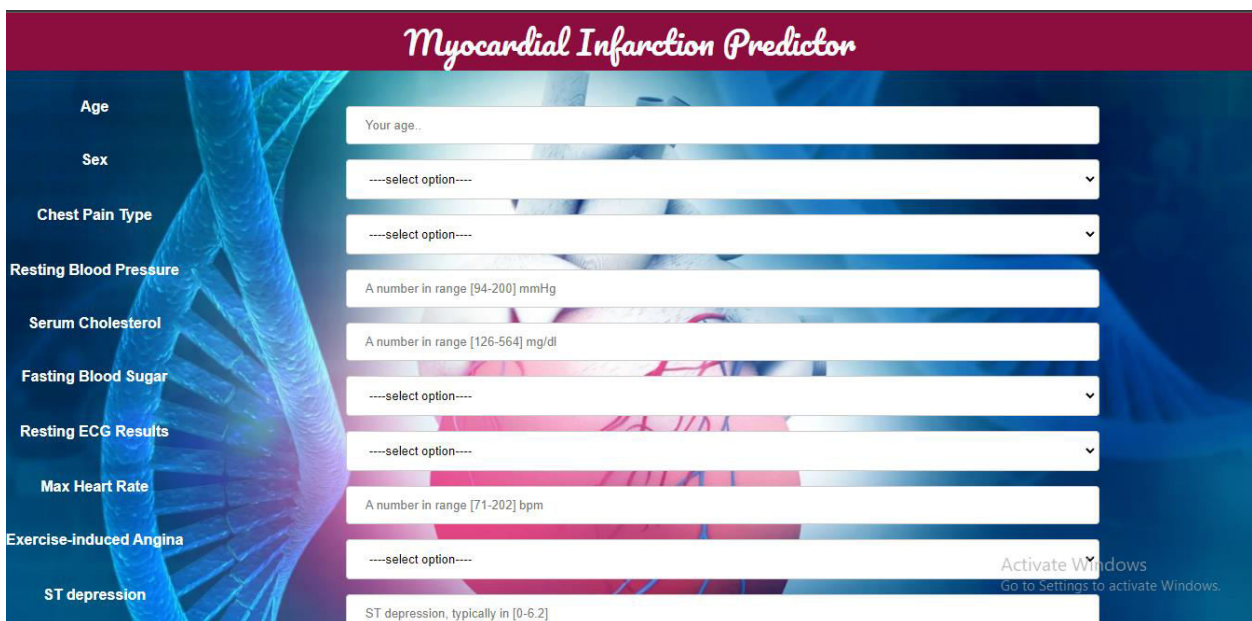


Fig 4.1 Home Page

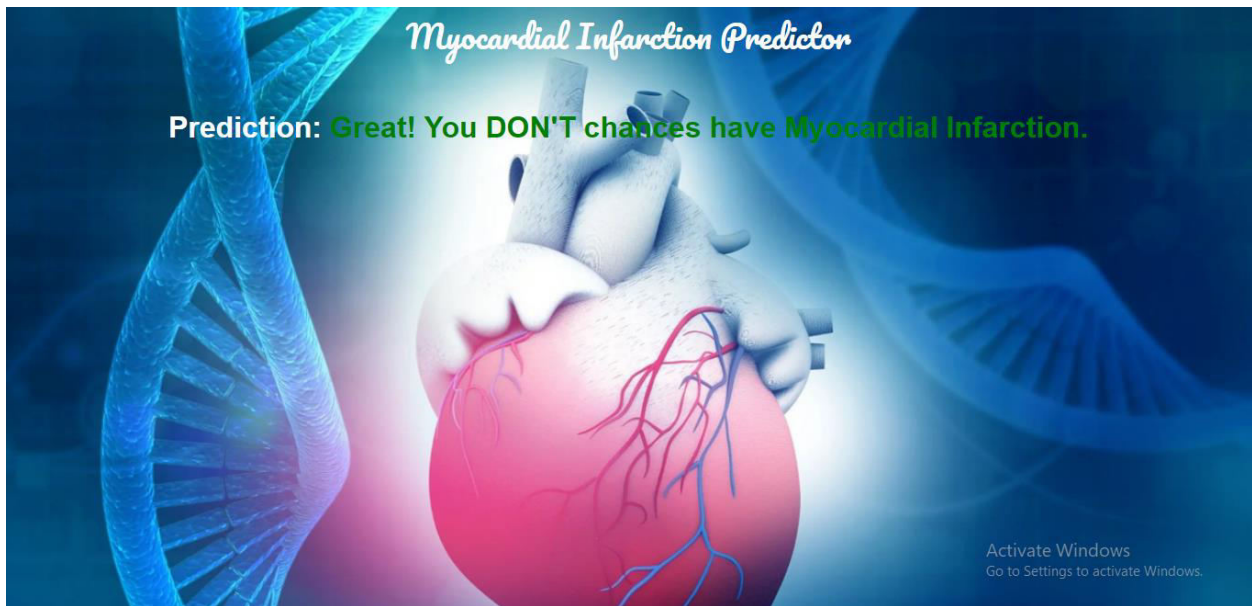


Fig 4.2 Result page 1

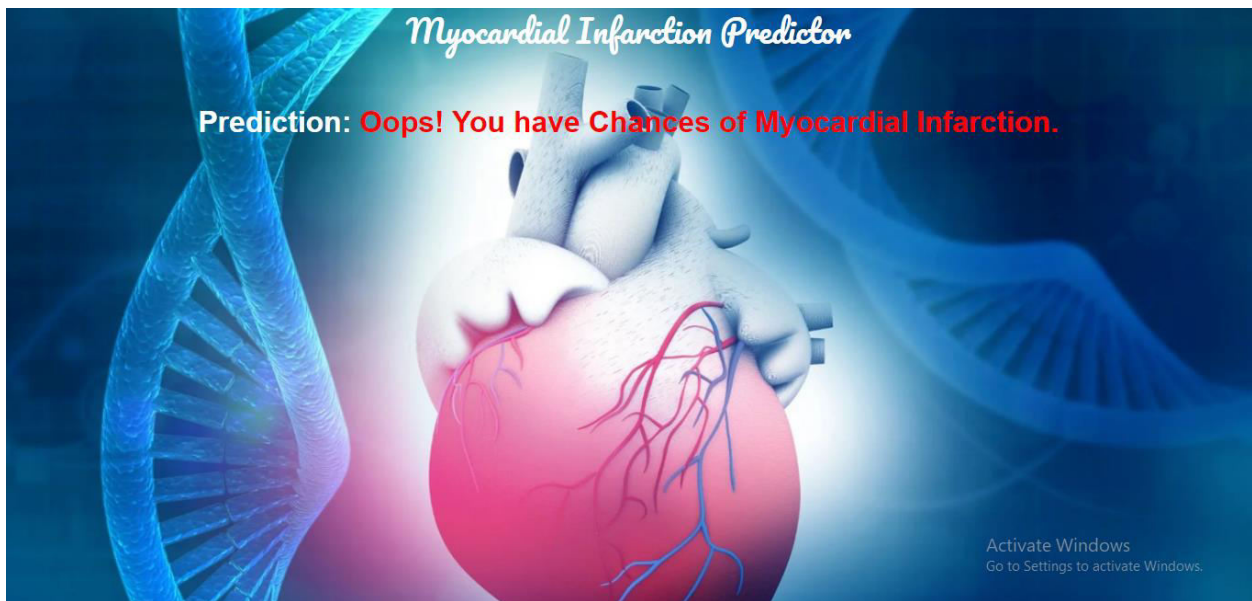


Fig 4.3 Result page 2

V. CONCLUSION

An effective AI- grounded conclusion frame has been developed in this study for the analysis of heart infection. The planning of the frame uses Intelligent bracket ways similar to CNN and BI-LSTM. Four standard element determination computations including Relief, MRMR, LASSO, LLBFS, and proposed a new highlight determination computation FCMIM used to comprehend include determination issues. The frame makes use of the LOSO cross-approval strategy to determine the stylish hyperparameters. On a set of data of myocardial infarction in Cleveland, the model is illustrated.



REFERENCES

- [1] S. Rehman, E. Rehman, M. Ikram and Z. Jianglin, “**CARDIOVASCULAR DISEASE (CVD): ASSESSMENT PREDICTION AND POLICY IMPLICATIONS**”, published in BMC Public Health, 2021.
- [2] D. Shah, S. Patel, Santosh and K. Bharti, “**HEART DISEASE PREDICTION USING MACHINE LEARNING TECHNIQUES**”, published in SN Computer Science ,2020.
- [3] A. K. Gárate-Escamila, A. Hajjam El Hassani, and E. Andrés, “**CLASSIFICATION MODELS FOR HEART DISEASE PREDICTION USING FEATURE SELECTION AND PCA**”, published in HAL open science ,Informatics in Medicine Unlocked, 2020 .
- [4] E. Nasarian, M. Abdar, M. A. Fahami, R. Alizadehsani, S. Hussain, M. E. Basiri, M. Zomorodi-Moghadam, X. Zhou, P. Pławiak, U. R. Acharya, R.-S. Tan, and N. Sarrafzadegan, “**ASSOCIATION BETWEEN WORK-RELATED FEATURES AND CORONARY ARTERY DISEASE: A HETEROGENEOUS HYBRID FEATURE SELECTION INTEGRATED WITH BALANCING APPROACH** “ , published in Pattern Recognition Letters, Elsevier ,2020.
- [5] A. Gupta, L. Kumar, R. Jain, and P. Nagrath, “**HEART DISEASE PRE-DICTION USING CLASSIFICATION (NAIVE BAYES)**” published in Proc. 1st Int. Conf. Comput., Commun., Cyber-Secur. (ICS). Singapore: Springer, 2020.
- [6] S. Mohan, C. Thirumalai, and G. Srivastava, “**EFFECTIVE HEART DISEASE PREDICTION USING HYBRID MACHINE LEARNING TECHNIQUES**”, published in IEEE Access, 2019.
- [7] R. Atallah and A. Al-Mousa, “**HEART DISEASE DETECTION USING MACHINE LEARNING MAJORITY VOTING ENSEMBLE METHOD**” published in Proc. 2nd Int. Conf. new Trends Comput. Sci. (ICTCS), 2019.
- [8] Dohare AK, Kumar V, Kumar R ,”**DETECTION OF MYOCARDIAL INFARCTION IN 12 LEAD ECG USING SUPPORT VECTOR MACHINE**”, published in Applied Soft Computing,Science Direct,Elsevier, 2018.
- [9] C. Beyene, P. Kamat, “**SURVEY ON PREDICTION AND ANALYSIS THE OCCURRENCE OF HEART DISEASE USING DATA MINING TECHNIQUES**”, published in International Journal of Pure and Applied Mathematics,2018.
- [10] Muhammad Usama Riaz, SHAHID MEHMOOD AWAN, ABDUL GHAFFAR KHAN, “**PREDICTION OF HEART DISEASE USING ARTIFICIAL NEURAL NETWORK**”, published in Journal of VFAST Transactions on Software Engineering,2018.
- [11] Acharya UR, Fujita H, Sudarshan VK, Oh SL, Adam M, Tan JH, Koo JH, Jain A, Lim CM, Chua KC ,”**AUTOMATED DETECTION OF CORONARY ARTERY DISEASE USING DIFFERENT DURATIONS OF ECG SEGMENTS WITH CONVOLUTIONAL NEURAL NETWORK**”, published in Knowledge-Based Systems, Elsevier,2017.
- [12] Kumar M, Pachori RB, Acharya UR ,”**AUTOMATED DIAGNOSIS OF MYOCARDIAL INFARCTION ECG SIGNALS USING SAMPLE ENTROPY IN FLEXIBLE ANALYTIC WAVELET TRANSFORM FRAMEWORK**”,published in Entropy,MDPI ,2017.
- [13] Umair Shafique, Irfan Ul Mustafa, Haseeb Qaiser, Fiaz Majeed, “**DATA MINING IN HEALTHCARE FOR HEART DISEASES**”, published in International Journal of Innovation and Applied Studies , 2015.



SJIF: 8.423



INTERNATIONAL
STANDARD
SERIAL
NUMBER
INTERNATIONAL CENTRE



INTERNATIONAL JOURNAL OF INNOVATIVE RESEARCH

IN SCIENCE | ENGINEERING | TECHNOLOGY

 **9940 572 462**  **6381 907 438**  **ijirset@gmail.com**



www.ijirset.com

Scan to save the contact details