



e-ISSN: 2319-8753 | p-ISSN: 2347-6710

IJRSET

International Journal of Innovative Research in
SCIENCE | ENGINEERING | TECHNOLOGY

INTERNATIONAL JOURNAL OF INNOVATIVE RESEARCH

IN SCIENCE | ENGINEERING | TECHNOLOGY

Volume 13, Issue 4, April 2024

ISSN INTERNATIONAL
STANDARD
SERIAL
NUMBER
INDIA

Impact Factor: 8.423

9940 572 462

6381 907 438

ijirset@gmail.com

www.ijirset.com

Swarm And Evolutionary Calculation Python for Tackling Optimal Load Dispatch Issue Utilizing Evolutionary Algorithms with Level of Violation Approach

S. Sriram, P. Akileshwar, M. Deepika, M. Laxmikanth, R. S hirisha

UG Student, Dept. of EEE, CMR College of Engineering & Technology, Hyderabad, India

UG Student, Dept. of EEE, CMR College of Engineering & Technology, Hyderabad, India

UG Student, Dept. of EEE, CMR College of Engineering & Technology, Hyderabad, India

UG Student, Dept. of EEE, CMR College of Engineering & Technology, Hyderabad, India

Assistant professor, Dept. of EEE, CMR College of Engineering & Technology, Hyderabad, India

ABSTRACT: The purpose of this work is to use two evolutionary algorithms built in the open-source Python programming language to minimize constraint violations and lower the cost of electricity generation. In order to do this, we created a fitness function that gives solutions with low costs and low constraint violations greater fitness scores. The algorithms can converge to the optimal solution because the fitness function includes cost and violation terms in its denominator. To find the method that solves the economic load dispatch problem while maintaining a reasonable cost and violation reduction, simulations were run on two test systems. We discovered that the artificial bee colony technique successfully reduced the cost and violation metrics in each of the two test scenarios after comparing the simulation results.

KEYWORDS: Optimal Load Dispatch, constraint violation, evolutionary algorithms, Artificial bee colony algorithm, Grasshopper optimization algorithm.

I.INTRODUCTION

The primary objective of a Power Framework (PS) network with various hardware of huge evaluations is to supply expected ability to stack constantly, assuming done in a monetarily ideal way is named as Ideal Burden Dispatch (OLD). By and large, OLD can be formed as an advancement issue and can be settled utilizing evolutionary algorithms [1]. Also, different methodologies like Dynamic Programming (DP) will have huge aspects which increments computational intricacy [2], the substitute way to deal with find answer for OLD is utilizing evolutionary computation procedures like Particle Swarm Optimization (PSO) [2], Artificial Bee Colony (ABC) algorithm [4], Binary coded Genetic Algorithm (BGA) [5], Grasshopper Algorithm (GOA) [3], Biogeography-Based optimization (BBO) [6], and a lot more have effectively settled OLD issue and acquired great convergence towards ideal producing cost. To tackle the OLD issue, it is important to fulfill the power balance condition, which is the equity constraint. The focal point of our examination is to tackle OLD issues in another methodology called Level or degree of violation approach for two Evolutionary Algorithms (EAs) specifically - ABC and GOA. Level of violation approach for EA is a better approach to settle OLD, which drives the calculation towards the arrangement which is most possible, by ascertaining the constraint violations of arrangements (population) in each emphasis, basing on which the fitness value is allotted for every arrangement, at last the best fit arrangement after all emphases is returned as ideal arrangement. Section III of this paper depicts the issue explanation and constraints momentarily for OLD issue. The constraint violation in OLD issue is examined in section IV alongside need of limiting the violation and level of violation to which it ought to be limited. The fitness function that assists with limiting the imperative is examined in section V, both IV and V areas are heart furthermore, soul of the paper. Two EAs are momentarily examined in segment VI. In area VII, utilization of python for improving OLD is examined momentarily. The acquired outcomes are examined in section VIII. The end drawn from the paper is talked about in section IX.

1 OBJECTIVES

- Subsequently our goal is satisfying the heap need alongside limiting the expense of age.
- There is a lot of exploration text accessible for limiting the expense.
- This task presents the chance of limiting the equity constraint violation utilizing evolutionary algorithms (EA).

II. LITERATURE SURVEY

In [1], ABC is another canny advancement technique in light of multitude knowledge. A calculation mimics the social way of behaving of honey bees in nature and has a presentation of good pursuit in a wide range of streamlining issues. Throughout recent years, ABC calculation has become famous in view of its steady exhibition and great construction. ABC calculation execution, in any case, is many times affected by both double-dealing and investigation capacities, and it means a lot to adjust abuse and investigation. This article proposes a clever variation of ABC, which is called flexible changed group guided artificial bee colony algorithm (EGABC). In EGABC, we propose a gathering direction procedure with adaptable capacity to change. The principal object is to really utilize the known data, accelerate combination, and play a harmony between search double-dealing and investigation capacity.

In [2], In this paper it has been referenced that metaheuristics give an overall improvement structure to tackling different enhancement issues and advantage from the haphazardness implanted into the administrators, which makes it conceivable to view as a palatable, or close ideal arrangement, in a sensible time. The second part of this paper looked at the quantity of distributions for 47 well known calculations utilizing a structured presentation.

In [3], Artificial Bee Colony (ABC) calculation is a nature-enlivened calculation that showed its effectiveness for enhancements. Notwithstanding, the ABC calculation showed a few irregular characteristics among investigation and double-dealing. To work on the double-dealing and upgrade the union speed, a multi-population ABC algorithm based on global and local optimum (in particular MPGABC) is proposed in this paper. To begin with, in MPGABC, the underlying populace is produced utilizing both tumultuous frameworks and resistance based learning techniques. The settlement in MPGABC is separated into a few sub-populaces to increment variety.

In [5], This proposition depends on the utilization of nature enlivened calculations for power framework issues, it examines numerous ideas like: a. NIA for single and multi-objective improvement b. Limitation dealing with strategies c. Power framework improvement issues like ideal power stream, ideal receptive power dispatch, ideal siting of wind turbines in a breeze ranch, numerous other applications. In the wake of skimming through this proposition, we acquired information on the extension, usage, and significance of advancement methods in power framework issues.

In [6], The expenses of various fills are expanding slowly, for activity of force creation units. Accordingly new enhancement methods are expected to handle the mind boggling issues of Economic Load Dispatch (ELD). Metaheuristics are extremely useful for strategy and choice producers in accomplishing the best outcomes by limiting the expense capability. In this paper, we have refreshed the Grasshopper Optimization Algorithm (GOA) with a superior introduction procedure to adjust the hunt capacity of GOA. The new calculation is named as Improved Grasshopper Optimization Algorithm (IGOA). GOA is roused by the multitudes of grasshopper and copies their organic way of behaving. Besides, IGOA is utilized to tackle the ELD issues by attaching four contextual analyses from writing

In [7], In this paper, the authors solved the resource allocation problem. Resource allocation problem was similar to OLD problem. The flowchart for artificial bee colony algorithm was discussed briefly, along with equations for fitness function and objective function. They considered a population size of 200 and optimal result was obtained at 50th iteration. So, we can conclude that, optimization techniques like ABC makes calculations simple and fast.

In [8], This paper examined about use of inclination strategy to take care of ELD issue. The methodology of the slope strategy with the proper plunge boundary can give great assembly results assuming that a fitting decision is made. In any case, this is improbable and requires an obscure number of tests that truly do no ensure getting the best boundary for a quick union. At long last, the significance of the answer for the issue of the monetary dispatch through the slope technique acted in this record lies in the right utilization of the angle strategy.

III. PROBLEM DESCRIPTION

A. Optimal Power Dispatch Problem

To schedule the power generations of individual units with lowest possible fuel cost using optimization techniques, one should define problem parameters. The problem parameters include, cost curve coefficients of individual unit, power limits of every generator, load demand and B – coefficients of the system. The objective function is defined as follows:

$$c_i = a_i + b_i P_i + c_i P_i^2 \quad (1)$$

The objective function in eq. (1), is a cost curve of i^{th} generating unit which is a quadratic polynomial. Where, a, b and c are cost curve coefficients of i^{th} unit.

B. Inequality Constraints

In a power station of N generating units, every generator has power limits, where generation should be done within those limits.

$$P_i^{min} \leq P_i \leq P_i^{max} \quad (2)$$

C. Equality constraints

The power station should meet the load and losses in transmission lines, this is mathematically given by

$$\sum_{i=0}^N P_i = P_D + P_L \quad (3)$$

where, P_D is the load demand, P_L is the loss expressed in terms of power generations and B- coefficients.

$$P_L = \sum_{i=0}^N \sum_{j=0}^N P_i P_j B_{ij} \quad (4)$$

IV.CONSTRAINT VIOLATION

Requirements are conditions or constraints that should be fulfilled to track down a substantial arrangement. At the point when an answer disregards at least one of these constraints, having a requirement violation is thought of. Constraint violation (CV) alludes to how much deviation or resistance with the constraints characterized in the issue proclamation or model. The violation in ideal burden dispatch is given by eq. (5).

$$CV = (P_0 + P_L) - \sum_{i=0}^N P_i \quad (5)$$

A.Need of mimimizing violation

The first main pressing concern rotates around a power balance requirement, which is numerically addressed by Equation (3). Equation (5) measures the degree of the requirement violation. In this situation, the framework is effectively providing the current burden, however it misses the mark concerning satisfying the general need by the predefined amount. In this unique circumstance, the lack of force, whether it is 1 MW or some other worth, relates to the power expected to support countless families.

B. Degree of Violation to be Considered

On account of the OLD issue, limiting the imperative violation is significant. However, it is similarly critical to consider the degree to which it gets limited. This is on the grounds that the violation is estimated in similar units as power, to be specific megawatts (MW), which conveys critical weight no matter what its particular worth. Along these lines, it becomes important to decrease the violation to a level of 10^{-4} to 10^{-6} which makes an interpretation of MW into many watts or watts

V. VIOLATION BASED FITNESS EVALUATION

A. Acquired Fitness Function

$$Fit(F, v) = \frac{1}{(1+F) \times (1+v)^n} \quad (6)$$

As the objective is to limit the expense as well as violation, both cost and violation are in denominator of eq. (6). Here, F is objective function or cost worth of a specific arrangement and V is the violation of fairness requirement which,

adding positive power (i.e., n in (6)) to the violation makes fitness function more delicate towards violation. This power can be fluctuated in view of various framework conditions; one can change the worth of n by examining the extent of violation got. By noticing eq. (6), on the off chance that cost F increments, absolute wellness esteem diminishes and same for violation V , where n is the significance factor given for imperative violation.

In this way, the arrangement with less expense and violation will have more fitness. In the event that the result of the denominator is negative, then, at that point, eq. (7) or eq. (8) can be utilized as fitness function.

$$Fit(F, v) = |F \times v| \quad (7)$$

$$Fit(F, v) = |F + v| \quad (8)$$

B. Responsiveness of Fitness Towards Violation

The fitness function characterized by eq. (6), is displayed such that it's awareness towards Violation can be changed, additionally assuming that responsiveness of fitness function towards change in Violation is more, the motions while combining could increment and lead to late combination, thus, eq. (6) with higher worth of n isn't liked for each calculation. Expect the worth of cost F is steady and equivalent to 10 and shift the Violation from 0.00005 to 0.0001, think about 50 qualities there, let us notice the different circumstances i.e., when $n = 1$, $n = 4$, $n = 7$ and $n = 10$ from the plot given in fig.1.

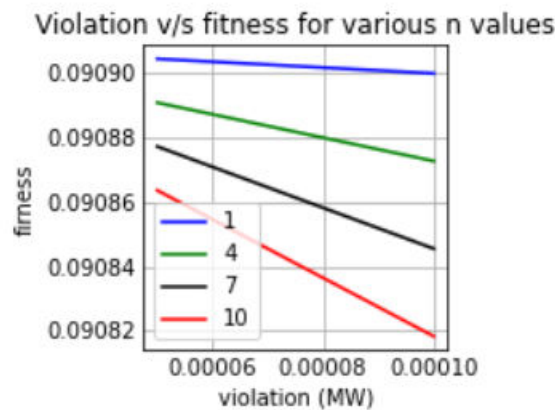


Fig. 1. Variation of Fitness Value with respect to Violation for different n values

VI. EVOLUTIONARY ALGORITHMS

A. Artificial Bee Colony Algorithm

In this paper, ABC calculation with little adjustments is proposed, in which union is noticed even without scout honey bee stage. The calculation for took on ABC is displayed beneath

1. Introduce random arrangements inside search space
 2. Compute objective function and imperative violation utilizing (1) and (5) individually.
 3. Substitute these qualities in (6) to assess fitness function.
 4. Begin employed bee phase, for every bee
 - a. Adjust the arrangement utilizing (9)
- $$Xold = Xnew + (Xpartner - Xold) \quad (9)$$
- b. Assess the new fitness
 - c. Think about old and new fitness
 - d. Dispose of the most horrendously awful arrangement and go on with great arrangement.
5. Begin onlooker bee stage, for every honey bee
 - a. Ascertain the likelihood utilizing equation

$$P_i = 0.9 \times \frac{\text{Fitness}_i}{\text{max}_{fitness}} + 0.1 \tag{10}$$

- b. Create random value r inside 0 and 1.
- c. Change arrangement if r more noteworthy than likelihood.
- 6. Check assuming end condition is fulfilled,
- 7. Go to stage 4 in the event that end not met, else stop execution.

B. Grasshopper Algorithm

The algorithm [9] for GOA is given underneath:

- 1. Arbitrarily Introduce the populace
- 2. Instate C_{max} , C_{min} , number of cycles and set emphasis count 1 to 0,
- 3. Compute objective function and imperative violation utilizing (1) and (5) individually.
- 4. Substitute these qualities in (6) to assess fitness function.
- 5. Protect the best arrangement by proclaiming a variable (say).
- 6. Update c utilizing (15)

$$C = C_{max} - l \times \frac{C_{max} - C_{min}}{L} \tag{11}$$

- 7. for each solution find

$$X_i^d = c \left(\sum_{j \neq i}^N c \frac{ub_d - lb_d}{2} s(|x_j^d - x_i^d|) \frac{x_j - x_i}{d_{ij}} \right) + \hat{T}_d \tag{12}$$

Where, X_i^d is adjusted arrangement inside ub_d , lb_d limits, x_j , x_i are i^{th} and j^{th} arrangements and \hat{T}_d is d^{th} aspect component of best arrangement T .

- 8. Update T if there is a better solution.
- 9. Increase iteration count $l = l + 1$
- 10. Check for termination.
- 11. End of execution.

VII. RESULTS AND DISCUSSIONS

The ABC and GOA algorithms are carried out in Python to address two unmistakable test frameworks that have been widely used in earlier examination review. These test frameworks are explicitly intended to include fluctuating quantities of producing units, empowering the assessment of algorithm execution across a different scope of situations.

A. Case 1 - Three Units System

The information for case 1 was taken from [10], where among three units, one is coal-terminated and two others are oil-terminated units. The heap request that is expected to meet was 850MW. This sub section, will provide the information about simulation graphs obtained for the case study having 3 units in the system, fig. 2 and fig. 3 are graphs showing convergence of cost and violation respectively for all two algorithms whereas table 2 compares two algorithms for the trial having minimum cost.

TABLE 1. 3 Unit System Data

Generating unit	a	b	c	Pmin (MW)	Pmax (MW)
1	561	7.92	0.001562	600	150
2	310	7.85	0.001940	400	100
3	78	7.97	0.00482	200	50

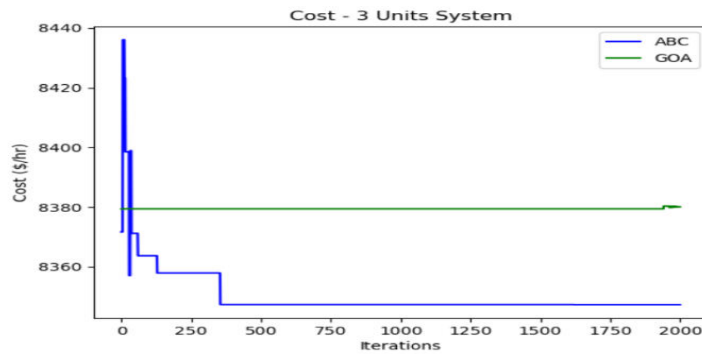


Figure 2: Plot Showing convergence of cost for 3-unit system with respect to iterations

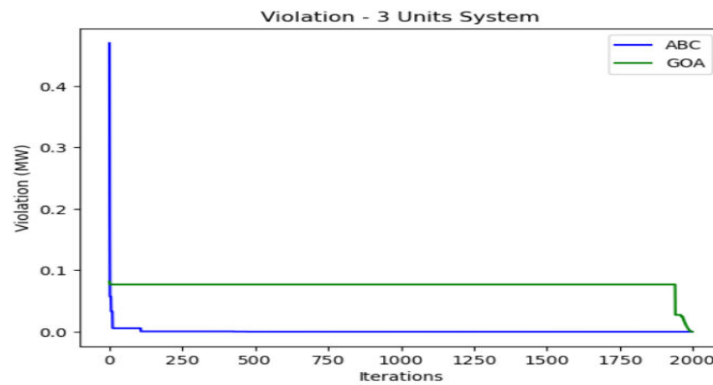


Figure 3: Plot Showing convergence of violation for 3-unit system with respect to iterations

Table 2 Comparison of two algorithms for 3-Units System (Trial having minimum cost among 50 trials)

Parameters	ABC	GOA
P1 (MW)	432.518928	443.34368
P2 (MW)	301.65916	295.17004
P3 (MW)	131.70553	127.16467
P-Total (MW)	865.88362	865.67840
Cost (\$/hr.)	8344.62092	8344.85280
Violation (MW)	4.65672×10^{-5}	1.60209×10^{-5}

B. Case 2 – Six Units System

This sub section, will provide the information about simulation graphs obtained for the case study having 6 units in the system, fig. 4 and fig. 5 are graphs showing convergence of cost and violation respectively for all two algorithms whereas table 5 compares two algorithms for the trial having minimum cost.



TABLE 3: 6 Units System Data

Unit No.	P_{min} (MW)	P_{max} (MW)	a	b	C
1.	100	500	240	7.0	0.0070
2.	50	200	200	10.0	0.0095
3.	80	300	220	8.5	0.0090
4.	50	150	200	11.0	0.0090
5.	50	200	220	10.5	0.0080
6.	50	120	190	12.0	0.0075

TABLE 4: B-Coefficients Data of 6 Unit System

0.0017	0.0012	0.0007	-0.0001	-0.0005	-0.0002
0.0012	0.0014		0.0001	-0.0006	-0.0001
0.0007	0.0009	0.0031	0.0000	-0.0010	-0.0006
-0.0001	0.0001	0.0000	0.0024	-0.0006	-0.0008
-0.0005	-0.0006	-0.0010	-0.0006	0.0129	-0.0002
-0.0002	-0.0001	-0.0006	-0.0008	-0.0002	0.0150

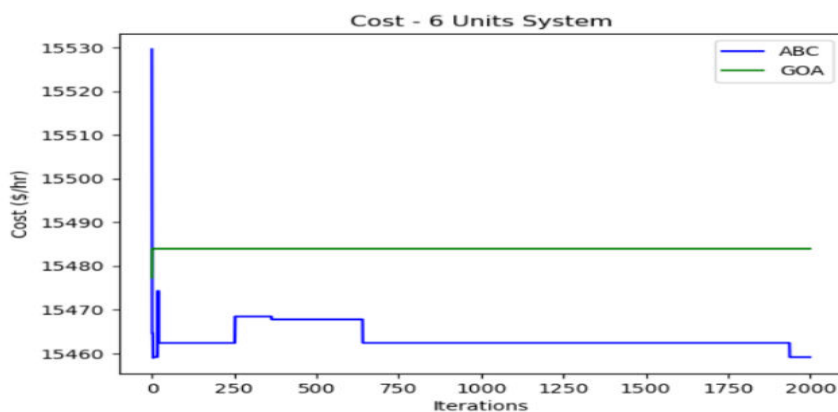


Figure 4: Plot Showing convergence of cost for 6-unit system with respect to iterations

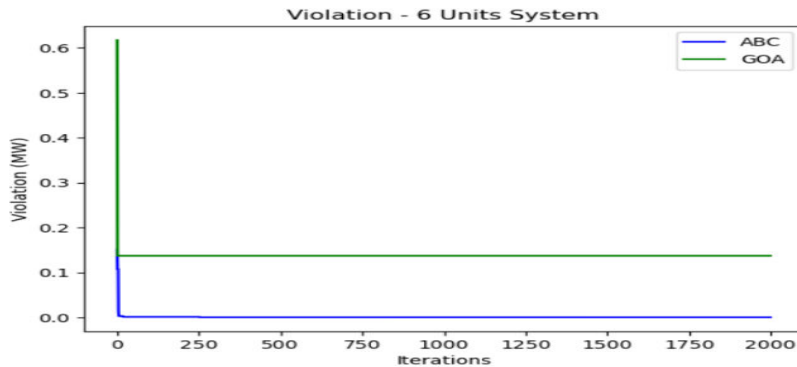


Figure 5: Plot Showing convergence of violation for 6-unit system with respect to iterations

Table 5 Comparison of two algorithms for 6-Units System (Trial having minimum cost among 50 trials)

Parameters	ABC	GOA
P1 (MW)	442.45364	439.98713
P2 (MW)	184.45578	162.68173
P3 (MW)	267.50108	275.30136
P4 (MW)	138.55905	137.55741
P5 (MW)	166.38191	144.23185
P6 (MW)	76.10648	115.11315
P-Total (MW)	1275.45797	1274.87265
Cost (\$/hr.)	15445.21818	15450.47563
Violation (MW)	1.43313×10^{-5}	0.51877

C. Case 3 - Fifteen Units System

This sub section, will provide the information about simulation graphs obtained for the case study having 15 units in the system, fig. 6 and fig. 7 are graphs showing convergence of cost and violation respectively for all two algorithms whereas table 7 compares two algorithms for the trail having minimum cost.

TABLE 6: 15 Units System Data

Unit No.	P_{min} (MW)	P_{max} (MW)	a	b	C
1	150	455	671	10.1	0.000299
2	150	455	574	10.2	0.000183
3	20	130	374	8.8	0.001126
4	20	130	374	8.8	0.001126
5	150	470	461	10.4	0.000205
6	135	460	630	10.1	0.000301



7	135	465	548	9.8	0.000364
8	60	300	227	11.2	0.000338
9	25	1620	173	11.2	0.000807
10	25	160	175	10.7	0.001203
11	20	80	186	10.2	0.003586
12	20	80	230	9.9	0.005513
13	25	85	225	13.1	0.000371
14	15	55	309	12.1	0.001929
15	15	55	323	12.4	0.004447

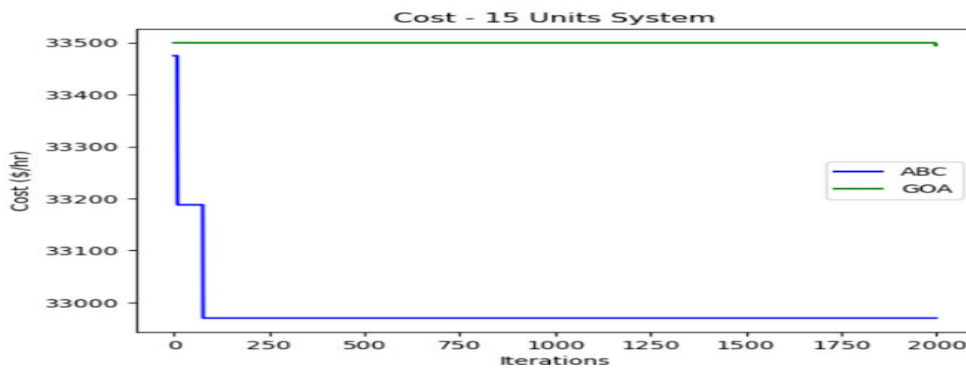


Figure 6 : Plot Showing convergence of cost for 15-unit system with respect to iterations

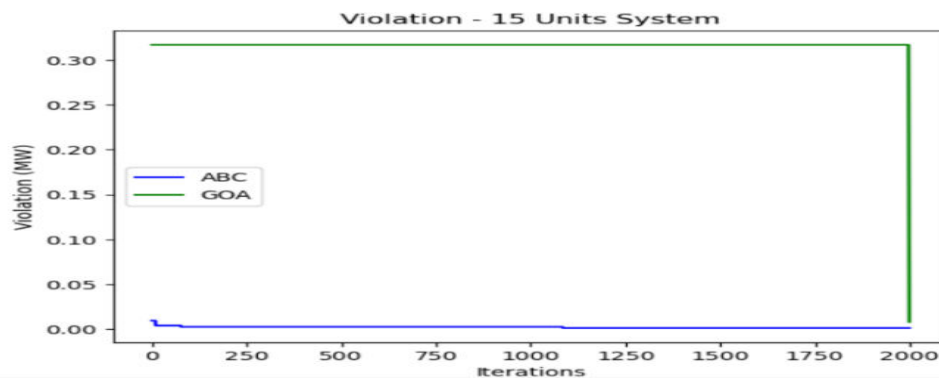


Figure 7: Plot Showing convergence of violation for 15-unit system with respect to iterations

Table 7: Comparison of two algorithms for 15-Units System (Trial having minimum cost among 50 trials)

Parameters	ABC	GOA
P1 (MW)	343.60601	446.83325
P2 (MW)	430.68879	443.97419
P3 (MW)	118.42544	112.51995
P4 (MW)	117.48871	121.16104



P5 (MW)	433.09797	214.29168
P6 (MW)	337.46807	388.45204
P7 (MW)	465	372.27712
P8 (MW)	60	80.13905
P9 (MW)	39.34941	151.04716
P10 (MW)	151.52428	118.07776
P11 (MW)	47.96969	36.31766
P12 (MW)	49.21817	55.85049
P13 (MW)	43.70004	70.04900
P14 (MW)	15	28.56371
P15 (MW)	15	25.43612
P-Total (MW)	2667.53663	2664.99029
Cost (\$/hr.)	32845.53768	33030.39809
Violation (MW)	0.00165	0.23064

VII. CONCLUSION

Table 8 analyzes the typical upsides of 50 preliminaries of two algorithms for each of the three cases. By noticing the table for case 1, the ABC algorithm limited the expense than GOA, however GOA figured out how to limit the violation to bring down degree (22.3 Watts), the expense of age was extremely high, while ABC figured out how to adjust the violation (270 Watts) and cost limiting them ideally, comparatively on the off chance that 2 and 3 ABC figured out how to limit both expense and violation. ABC showed best outcomes in all cases due to legitimate double-dealing at time refreshing the food sources. GOA figured out how to limit the violation in 3-unit framework in view of less search space and the algorithm showed high awareness towards violation.

Table 8: Comparison of two algorithms for all Units System (Trial having minimum cost among 50 trials)

Number of Buses	Parameters	ABC	GOA
3 Unit System	P-Total	865.80	865.99
	Cost	8348.47	8388.90
	Violation	0.00027	2.23749 × 10⁻⁵
6 Unit System	P-Total	1275.60	1276.13
	Cost	15452.542	15491.242
	Violation	0.00020	0.13754
15 Unit System	P-Total	2667.20	2676.80
	Cost	33019.047	33368.799
	Violation	0.00077	0.27158

REFERENCES

1. J. Wang, H. Jie, Y. Jiang Group-guided artificial bee colony algorithm with elastic adjustment strategy *Concurr. Comput.: Pract. Exp.* (2023)
2. Zhongqiang Ma, "Performance assessment and exhaustive listing of 500+ nature-inspired metaheuristic algorithms", *Swarm and Evolutionary Computation* 77 (2023) 101248.
3. J.B. Djaballah, W. Nouibat, A new multi-population artificial bee algorithm based on global and local optima for numerical optimization *Clust. Comput.*, 3 (25) (2022)

4. Tribhuvan Singh, "Chaotic Slime Mould Algorithm for Economic Load Dispatch Problems", Applied Intelligence, 24 December 2021.
5. Biswas, "Evolutionary algorithms for solving power system optimization problems", Doctoral thesis, Nanyang Technological University, Singapore, 2019, <https://hdl.handle.net/10356/105518>.
6. M. Sulaiman, "Implementation of Improved Grasshopper Optimization Algorithm to Solve Economic Load Dispatch Problems", Hacettepe Journal of Mathematics and Statistics, 2019, pp.1-21, doi:10.15672/hujms.507579.
7. Zuleyha Yilmaz and Fatih Basciftci, "Binary Artificial Bee Colony Algorithm to Solve Single Objective Resource Allocation Problem", International Journal of Future Computer and Communication, Vol. 7, No. 1, March 2018, PP 21-25.
8. Diana Marcela Devia Narvaez, German Correa Velez, Diego Fernando Devia Narvaez, "Application of the Gradient Method in the Economic Dispatch", Contemporary Engineering Sciences, Vol. 11, 2018, Vol. 11, 2018, no. 96, PP - 4761 - 4768.
9. Shahrzad Saremi, Seyedali Mirjalili, Andrew Lewis, "Grasshopper Optimisation Algorithm: Theory and application," Advances in Engineering Software 105 (2017) 30–47.
10. Susheel Kumar Dewangan, Achala Jain, Dr. A.P. Huddar "A Traditional Approach to Solve Economic Load Dispatch Problem Considering the Generator Constraints", IOSR Journal of Electrical and Electronics Engineering (IOSR-JEEE), e-ISSN: 2278-1676, p-ISSN: 2320-3331, Volume 10, Issue 2 Ver. III (Mar – Apr. 2015), PP 27-32.
11. Sarat Kumar Mishra, Sudhansu Kumar Mishra, "A Comparative Study of Solution of Economic Load Dispatch Problem in Power Systems in the Environmental Perspective", International Conference on Intelligent Computing, Communication & Convergence, 2015, Procedia Computer Science 48 (2015), PP. 96 – 100.
12. Arunesh Dutt, Ashish Dhamanda, "Classical Approach to Solve Economic Load Dispatch Problem of Thermal Generating Unit in MATLAB Programming," International Journal of Engineering Research & Technology (IJERT), ISSN: 2278-0181, Vol. 2 Issue 10, October - 2013.
13. Aniruddha Bhattacharya and Pranab Kumar Chattopadhyay, "Biogeography-Based Optimization for Different Economic Load Dispatch Problems," in IEEE Trans. On Power Systems, vol 25, No.2, pp. 1064-11077, May 2010.
14. S. Hemamalini & Sishaj P. Simon (2010): Artificial Bee Colony Algorithm for Economic Load Dispatch Problem with Non-smooth Cost Functions, Electric Power Components and Systems, 38:7, 786-803...2010.
15. D. Karaboga, "An Idea Based on Honey Bee Swarm for Numerical Optimization," Technical Report-TR06, Erciyes University, Kayseri, Turkey, 2005.
16. J H Park Y S Kim K Y Lee "Economic Load Dispatch For Piecewise Quadratic Cost Function Using Hopfield Neural Network", IEEE Transactions on Power Systems, Vol 8 No 3 -August 1993.



INTERNATIONAL
STANDARD
SERIAL
NUMBER
INDIA



INTERNATIONAL JOURNAL OF INNOVATIVE RESEARCH

IN SCIENCE | ENGINEERING | TECHNOLOGY

 9940 572 462  6381 907 438  ijirset@gmail.com



www.ijirset.com

Scan to save the contact details