



e-ISSN: 2319-8753 | p-ISSN: 2347-6710

IJRSET

International Journal of Innovative Research in
SCIENCE | ENGINEERING | TECHNOLOGY



INTERNATIONAL JOURNAL OF INNOVATIVE RESEARCH

IN SCIENCE | ENGINEERING | TECHNOLOGY

Volume 13, Issue 4, April 2024

ISSN INTERNATIONAL
STANDARD
SERIAL
NUMBER
INDIA

Impact Factor: 8.423

 9940 572 462

 6381 907 438

 ijirset@gmail.com

 www.ijirset.com

Cryptocurrency Price Prediction Using Machine Learning

Saurabh Parhad¹, Shreyas Dumbre², Priyanshu Agrawal³, Prasad Mete⁴, Vivek Mule⁵

Department of Information Technology, RMD Sinhgad School of Engineering, Pune, India

ABSTRACT: With the help of specific factors, this effort seeks to improve the present analysis of Bitcoin and forecast its price. After conducting a thorough investigation, it was determined which factors all contribute to daily fluctuations in the value of bitcoin. All of the data in this work is made up of various aspects from daily records from the previous few years. The first step in this endeavor is gathering all the data necessary to forecast the price of bitcoin. All of the data was compiled during the previous few years, and it was incorporated into this work. The Random Forest algorithm is employed in this work because it provides significantly improved accuracy than earlier techniques. For investors to invest in Bitcoin easily and for beginners to this market or business, this study forecasts signs of change in the price of the cryptocurrency.

KEYWORDS: Bitcoin, Cryptocurrency, Data analysis.

I. INTRODUCTION

BITCOIN is a successful cipher currency introduced into the financial market based on its unique protocol and Nakamoto's systematic structural specification. Bitcoin strives to achieve total decentralization, in contrast to other fiat currencies that have central banks. Through the creation of a Blockchain that is based on cryptographic methods that use hash functions, participants in the Bitcoin market establish relationships of trust. Due to the inherent properties of Bitcoin generated from Blockchain technology, numerous study areas outside of economics, such as cryptography and machine learning, have been interested in this digital currency. Recently, a lot of research has been done on how to model the time series of Bitcoin prices as a new market variable with precise technical guidelines. To investigate the time series of Bitcoin prices, generalized autoregressive conditional heteroskedasticity (GARCH) volatility analysis is used. Several studies on the statistical or economic properties and characterizations of Bitcoin prices refer to the capabilities of Bitcoin as a financial asset; these studies focus on statistical properties, the inefficiency of Bitcoin according to the efficient market hypothesis, hedging capability, and speculative bubbles in Bitcoin, the relationship between Bitcoin and search information, such as Google Trends and Wikipedia, and wavelet analysis of Bitcoin.

Bitcoin is a cryptocurrency that is used for digital payments or just for investing purposes all over the world. Because Bitcoin is decentralized, no one owns it. Bitcoin transactions are simple since they are not country-specific. Though different, the value of a Bitcoin fluctuates exactly like a stock. A variety of algorithms are used on stock market data to anticipate prices. The factors affecting Bitcoin, however, are different. So that wise investment choices may be made, it is vital to forecast the value of Bitcoin. In contrast to the stock market, the price of Bitcoin is not affected by commercial events or governmental intervention. Therefore, we consider it important to use machine learning technology to forecast the value of Bitcoin.

II. LITERATURE SURVEY

In this article[1], we explain the Bayesian regression method and how well it may be used to forecast changes in the price of Bitcoin, a recently popularized virtual currency. The Advantage of Bayesian regression in Bitcoin price prediction results has been shown in binary values. It helps to understand the results very neatly.

In this work[2], we examine the current extremely volatile Bitcoin prices by utilizing a BNN to assess the time series of Bitcoin prices using Blockchain data together with macroeconomic indicators. This can be achieved by using more extended machine learning techniques or by taking into account new input capabilities connected to the volatility of Bitcoin.

In conclusion[3], using ANN to anticipate stock behavior and trends has proven to be a practical substitute for currently used traditional techniques, exhibiting the typical market behavior in the selected prediction horizon.

The general results[4] demonstrate the feasibility of employing time series neural networks for forecasting on the Romanian Stock Exchange, but the optimum implementation methodology is required.

The general results[5] demonstrate the feasibility of employing time series neural networks for forecasting on the Romanian Stock Exchange, but the optimum implementation methodology is required. It is an easy way to buy and sell Bitcoins. The process of buying and selling Bitcoins is done online. It is a comfortable place to do the transactions. In this work[6], we make an effort to forecast the price of Bitcoin with some degree of accuracy while taking into account many factors that influence its value. It works the prediction by taking the coinMarkup cap. Quandl is used to filter the dataset by using the MAT Lab properties.

Our study[7] incorporates several distinctive elements, such as hour-based prediction, the use of data from the previous 24 hours, normalization by window, and the comparison of several model types with various numbers of layers.

This work[8] focuses on the development of project-based learning in the area of computer science engineering, taking into account the problem definition, progression, student assessment, and use of hands-on activities based on the use of deep learning algorithms to develop applications that can predict bitcoin prices.

III. PROPOSEDSYSTEM

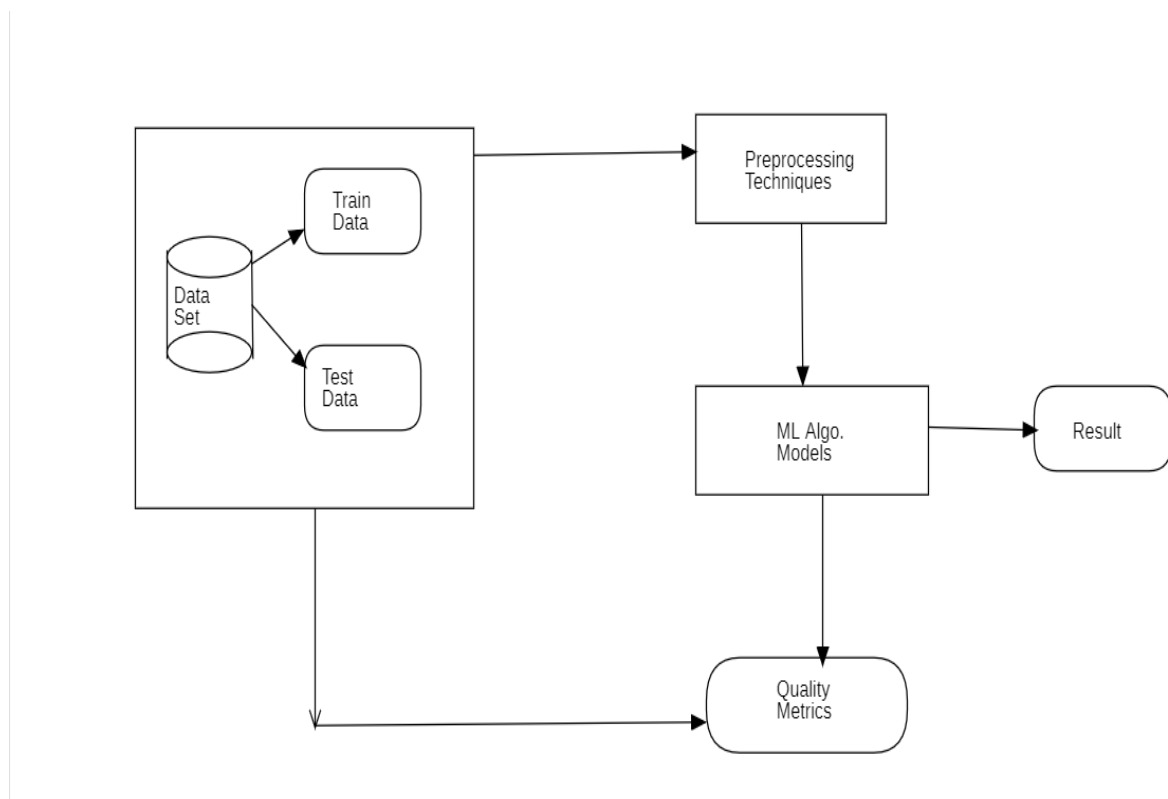


Figure 1. System Architecture

In this study, we make an effort to precisely forecast the price of Bitcoin while taking into account several factors that influence its value. In the initial stage of our research, we seek to comprehend and pinpoint daily market trends for Bitcoin while gaining knowledge of the best circumstances surrounding its pricing. Our data collection consists of many aspects of the Bitcoin pricing and payment network during a five-year period that were daily recorded. Using the information at our disposal, we will make the most accurate prediction of the daily price change sign for the second phase of our inquiry.

Algorithm:

The algorithm used here is Random Forest. Random Forest is the most popular and powerful algorithm of machine learning.

Step 1: Assume N as several training samples and M as several variables within the classifier.



Step 2: The number m as input variables to decide the decision at each node of the tree; m should be much less than M .
 Step 3: Consider the training set by picking n times with replacement from all N available training samples. Use the remaining of the cases to estimate the error of the tree, by forecasting their classes.
 Step 4: Randomly select m variables for each node on which to base the choice of that node. Evaluate the best split based on these m variables in the training set.
 Step 5: Each tree is fully grown and not pruned (as may be done in constructing a normal tree classifier). For forecasting, a new sample is pushed down the tree. It is assigned the label of the training sample in the terminal node it ends up in. This procedure is repeated over all trees in the ensemble, and the average vote of all trees is reported as random forest prediction. i.e. classifier having the most votes.

IV. RESULT AND DISCUSSION

Different colors of lines represent results predicted by different algorithms and red lines represent actual values or original values.

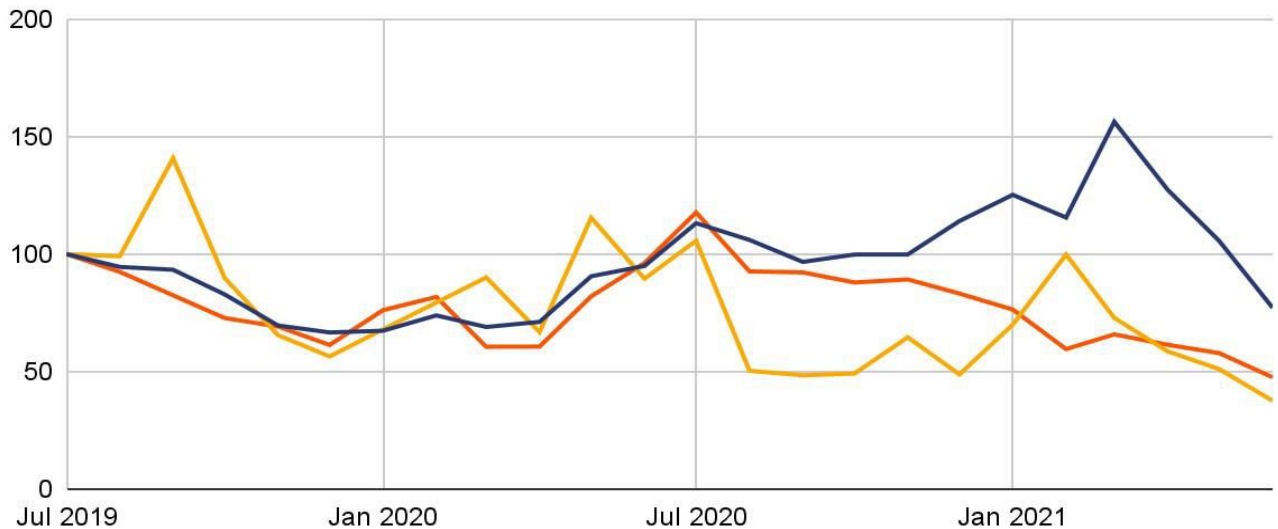


Figure 2. Prediction Graph

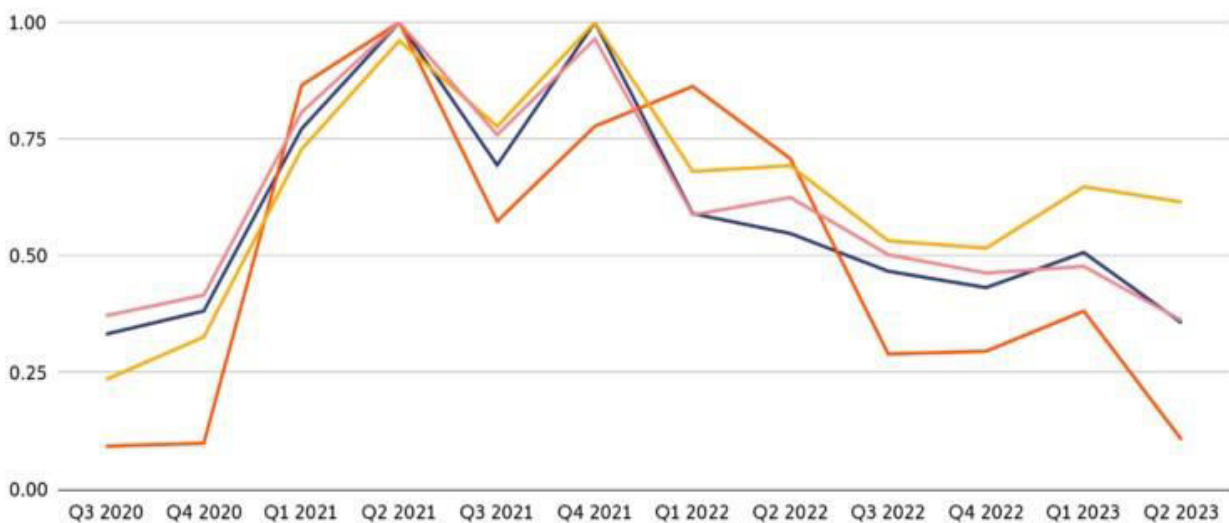


Figure 3. Prediction Graph



V. CONCLUSION

In this work, we aim to apply the two methods Bayesian Regression and GLM/Random forest, and select the most effective approach to solve the Bitcoin prediction problem after constructing the learning framework and finishing the normalization.

ACKNOWLEDGEMENT

We take this opportunity to thank our project guide Mr. Saurabh Parhad and Head of the Department Mr. Saurabh Parhad for their valuable guidance and for providing all the necessary facilities, which were indispensable in the completion of this project report. We are also thankful to all the staff members of the Department of Information Technology of RMD Sinhgad School of Engineering Pune for their valuable time, support, comments, suggestions, and persuasion. We would also like to thank the institute for providing the required facilities, Internet access, and important books.

REFERENCES

- [1] D. Shah and K. Zhang, "Bayesian regression and Bitcoin," in 52nd Annual Allerton Conference on Communication, Control, and Computing (Allerton), 2015, pp. 409-415.
- [2] Huisu Jang and Jaewook Lee, "An Empirical Study on Modelling and Prediction of Bitcoin Prices with Bayesian Neural Networks based on Blockchain Information," in IEEE Early Access Articles, 2017, vol.99, pp. 1-1.
- [3] F. Andrade de Oliveira, L. Enrique Zúrate and M. de Azevedo Reis; C. Neri Nobre, "The use of artificial neural networks in the analysis and prediction of stock prices," in IEEE International Conference on Systems, Man, and Cybernetics, 2011, pp. 2151-2155.
- [4] M. Daniela and A. BUTOI, "Data mining on Romanian stock market using neural networks for price prediction". *informatica Economica*, 17, 2013..
- [5] Siddhi Velankar, Sakshi Valecha, Shreya Maji, "Bitcoin Price Prediction using Machine Learning," 2018, ISBN 979-11-88428-01-4.
- [6] Xiangxi Jiang, "Bitcoin Price Prediction Based on Deep Learning Methods", *Journal of Mathematical Finance*, 2020, 10, 132-139.
- [7] S. Yogeshwaran, Maninder Jeet Kaur, Piyush Maheshwari, "Project Based Learning: Predicting Bitcoin Prices using Deep Learning", 978-1-5386-9506-7/19/\$31.00 ©2019 IEEE.



INTERNATIONAL
STANDARD
SERIAL
NUMBER
INDIA



INTERNATIONAL JOURNAL OF INNOVATIVE RESEARCH

IN SCIENCE | ENGINEERING | TECHNOLOGY

 9940 572 462  6381 907 438  ijirset@gmail.com



www.ijirset.com

Scan to save the contact details