



e-ISSN: 2319-8753 | p-ISSN: 2347-6710

# IJRSET

International Journal of Innovative Research in  
**SCIENCE | ENGINEERING | TECHNOLOGY**



# INTERNATIONAL JOURNAL OF INNOVATIVE RESEARCH


IN SCIENCE | ENGINEERING | TECHNOLOGY

Volume 13, Issue 4, April 2024

**ISSN** INTERNATIONAL  
STANDARD  
SERIAL  
NUMBER  
INDIA

Impact Factor: 8.423

 9940 572 462

 6381 907 438

 [ijirset@gmail.com](mailto:ijirset@gmail.com)

 [www.ijirset.com](http://www.ijirset.com)

# Stock Market Analysis and Prediction

Sushil Yadav , Vishal Saha , Abhishek Kothari, Dr. Shivam Swarup

UG Student, Dept. Of Computer Science & Engineering School of Engineering &Technology, Jain University  
Bengaluru, KA, India

Associate Professor, Dept. Of Computer Science & Engineering School of Engineering &Technology, Jain University  
Bengaluru, KA, India

**ABSTRACT:** This paper introduces a cutting-edge platform for stock price prediction, leveraging machine learning algorithms to provide real-time forecasts. Implemented via a Django web application and powered by linear regression techniques, the platform offers users seamless access to up-to-date stock price data and accurate predictions for future price movements. Key features of the platform include detailed information accompanying the predicted stock price, aiding users' comprehension of the underlying factors driving the stock's performance. Additionally, a unique QR code is generated for each forecast, enabling swift and convenient access to the predicted results. Furthermore, the platform includes a Ticker Info page, offering comprehensive details about all valid ticker symbols accepted by the application. This feature enriches user knowledge by providing valuable information about various stocks, empowering informed decision-making.

**KEYWORDS:** stock market, prediction, analysis, financial analysis, investors , trading

## I. INTRODUCTION

Stock market analysis and prediction in modern finance, focusing on the challenges of understanding and predicting market trends in the face of rapidly advancing technology, changing regulations, and geopolitical unpredictability. It aims to understand market behavior, predictive modeling difficulties, and the effects of technological advancements on understanding and forecasting market changes.

The study aims to provide valuable insights for traders, investors, and financial institutions.

This paper critically examines various statistical methods and machine learning algorithms, highlighting their limitations and uncertainties. It also explores how new technologies like artificial intelligence and big data analytics are transforming market forecasting.

The paper also examines how online trading platforms and the democratization of financial data have impacted market dynamics and increased demand for analytical tools. The ultimate goal is to stimulate research and innovation in finance, providing insights into the current state of stock market analysis and prediction.

## II. LITERATURE SURVEY

Traders and analysts often focus on short-term stock price forecasting, relying on past data. However, recent artificial neural networks (ANN) approaches like LSTM and RNN are being investigated to predict long-term dependencies in data and stock prices. These methods are valuable to investors and data scientists, as they help predict stock market trends. Sentiment analysis based on Twitter or news data has gained attention due to its growing significance in our lives. Fake news and social media data can be difficult to interpret, but quarterly or annual company reports like 10-Q and 10-K can be a useful substitute for these sources for stock prediction using sentiment analysis. These documents provide valuable information about a company's state and can predict stock direction if properly interpreted.

Several methods and approaches have been employed before namely:

- Statistical Approach: Numerous statistical techniques have been tried and tested for stock market analysis and prediction. The Exponential Smoothing Model (ESM) is a widely used statistical technique for stock market analysis and prediction, utilizing the exponential window function to smooth time series data and analyze it.
- Pattern matching is a technique used by pattern recognition techniques to predict future trends based on past templates.



- Machine Learning: Machine learning methods like artificial neural networks (ANN) and support vector regression (SVR) are widely used to predict stock price and market index values, despite their complexity and potential limitations.

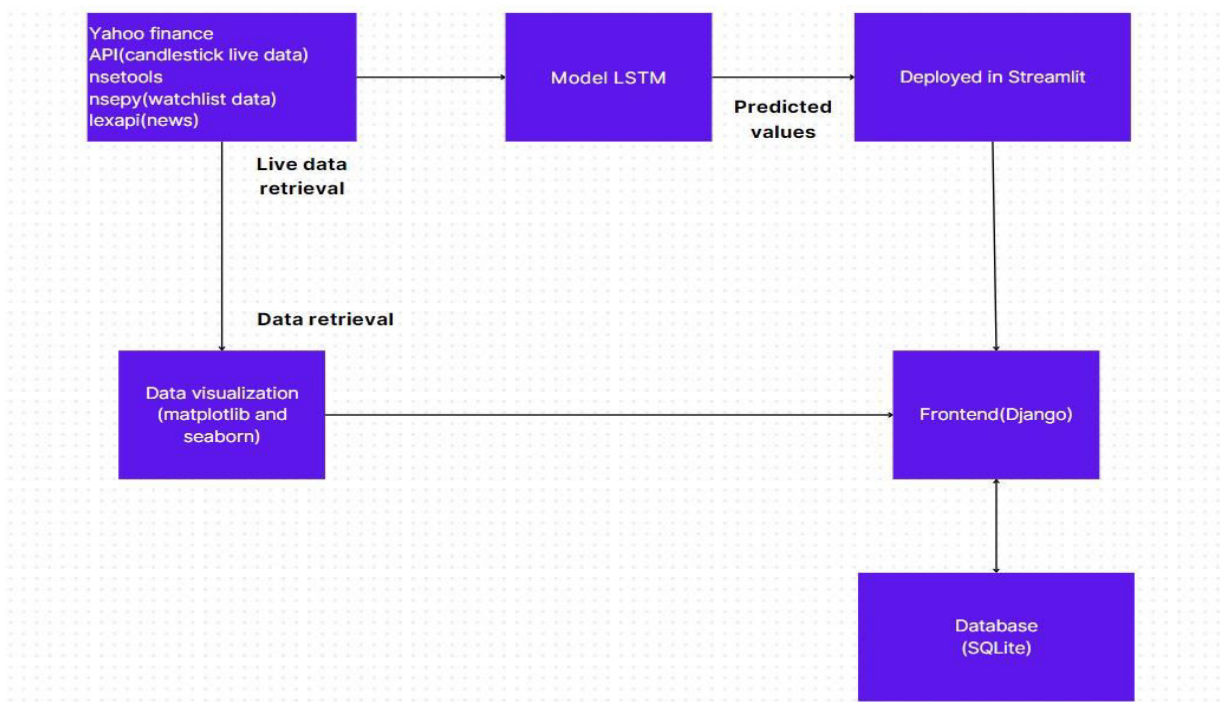
**Predicting stock prices involved the use of supervised learning techniques such as linear regression.**

Predicting stock prices involved the use of supervised learning techniques such as linear regression. The LSTM model shows promise because it can calculate time series data. Random Forest, AdaBoost, and Kernel Factory are the ensemble methods that Ballings et al. (2015) benchmark against single classifier models like Neural Networks and Logistic Regression. K-Nearest Neighbour and Support Vector Machines using information from 5767 publicly traded European companies. In order to predict the long-term direction of stock prices, the authors employed five times two-fold cross-validation and Area Under the Curve (AUC) as a performance measure. They found that Random Forest was the best algorithm.

### III. OBJECTIVE

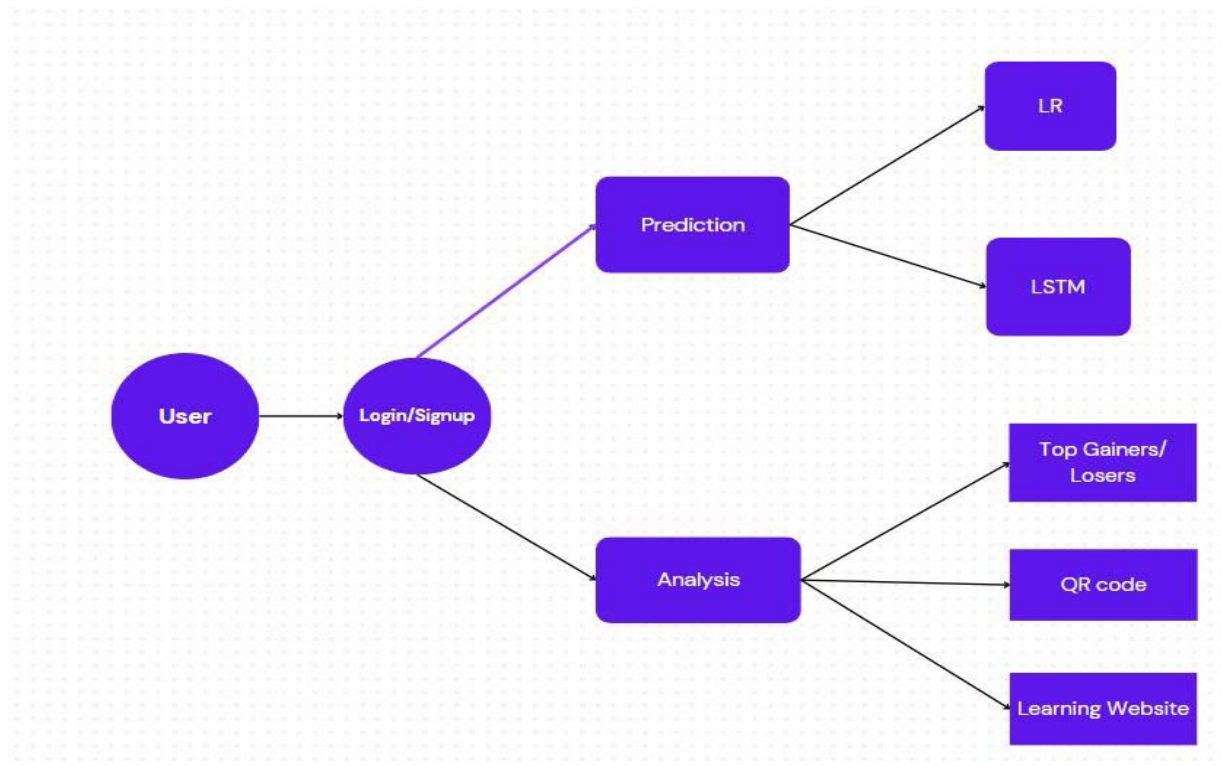
- Extract and analyze stock data from the stock market..
- Visually display the day to day metrics of the market like the average daily return of the stocks and the over time change of the stock price.
- Predict future trends based on past data.
- Display all the data on an easily accessible online platform for the user with an efficient interface and to help with the process risk analysis and investment.

#### Data Flow Diagram





**USE CASE DIAGRAM**



**HARDWARE REQUIREMENTS** For training:

- Laptop: intel processor with at least 8GB RAM and 100GB Freestorage.
- GPU: For faster training of data locally for initialweights.

**SOFTWARE REQUIREMENTS**

- Pandas and numpy for data analysis.
- Matplotlib for visualization of the analyzed data.
- Language: Python.
- Bloomberg finance API.
- Flask framework for deployment.
- React for web development

**IV. CONCLUSION & FUTURE SCOPE**

The integration of alternative data, real-time monitoring systems, predictive models, global market analysis, interdisciplinary collaboration, personalized financial planning, and intermarket analysis represents a pivotal juncture in the evolution of stock market analysis and prediction. These synergistic initiatives hold the promise of revolutionizing the way financial markets are understood and navigated. By leveraging diverse data sources and cutting-edge technologies, financial practitioners are poised to gain deeper insights into market dynamics, anticipate shifts with greater accuracy, and tailor investment strategies to individual preferences and goals. Through collaborative interdisciplinary efforts, researchers and practitioners are poised to unlock new avenues of exploration, enriching the depth and breadth of market analysis. Ultimately, these advancements are expected to empower investors with the tools and knowledge needed to navigate the complexities of financial markets effectively, enhancing overall market efficiency and resilience in an increasingly interconnected global landscape.



#### REFERENCES

1. Ruchi Desai, Prof.Snehal Gandhi, " Stock Market Prediction Using Data Mining", 2014 IJEDR,pp 27802784
2. G. S. Atsalakis and K. P. Valanakis, "Surveying stock market forecasting techniques - Part II: Soft computing methods," April 2009, pp. 5932 - 5941.
3. Agarwal P et al (2017) Stock market price trend forecasting using machine learning. Int J Res Appl Sci Eng Technol: IJRASET 5(IV):1673–1676
4. Agrawal JG, Chourasia VS, Mitra AK (2013) State-of-the-art in stock prediction techniques. Int J Adv Res Electr Electron Instrum Eng 2(4):1360–1366
5. W. Long, Z. Lu, and L. Cui, "Deep learning-based feature engineering for stock price movement prediction," Knowl.-Based Syst., vol. 164,pp. 163–173, Jan. 2019
6. Y. Baek and H. Y. Kim, "ModAugNet: A new forecasting framework for stock market index value with an overfitting prevention LSTM module and a prediction LSTM module," Expert Syst. Appl., vol. 113, pp. 457–480, Dec. 2018.
7. J. Patel, S. Shah, P. Thakkar, and K. Kotecha, "Predicting stock and stock price index movement using trend deterministic data preparation and machine learning techniques," Expert Syst. Appl., vol. 42, no. 1, pp. 259–268, Jan. 2015.



INTERNATIONAL  
STANDARD  
SERIAL  
NUMBER  
INDIA



# INTERNATIONAL JOURNAL OF INNOVATIVE RESEARCH

IN SCIENCE | ENGINEERING | TECHNOLOGY

 9940 572 462  6381 907 438  [ijirset@gmail.com](mailto:ijirset@gmail.com)



[www.ijirset.com](http://www.ijirset.com)

Scan to save the contact details