

International Journal of Innovative Research in Science, Engineering and Technology

(An ISO 3297: 2007 Certified Organization)

Vol. 3, Issue 1, January 2014

Treatment of Domestic Wastewater by Advanced Method of Electrocoagulation

Sidhardhan.S¹, Jansi sheela.S²,

Associate Professor, Department of Civil Engineering, Government College of Engineering, Tirunelveli, India¹

Assistant Professor, Centre for Rural Technology, The Gandhigram Rural Institute, Dindigul, India²

ABSTRACT: Growing water scarcity in Pakistan is compelling people to use the treated wastewater at least for landscape irrigation and plantation to augment available water resources. In the present study, a laboratory scale electrocoagulation (EC) process was utilized to treat the raw wastewater in order to bring the quality up to the international wastewater reuse standards. However, raw wastewater is not suitable for direct. Since their various parameters (solids, turbidity, and pH) were above international standards. A laboratory scale EC process was utilized to treat the raw wastewater in order to bring the quality up to the required level.. Result shows that the quality of treated wastewater is safe for landscape irrigation and plantation .

KEYWORDS: Electrocoagulation, Wastewater, Removal efficiency, operating parameters

I. INTRODUCTION

Waste water is the main point-source pollutant on global scale. Waste water, on the one hand, normally contained of biological, chemical and physical composition which is usually high in Biochemical Oxygen Demand (BOD), Chemical Oxygen Demand (COD) and Suspended Solid (SS). So, direct discharge of raw or improperly treated sewage into the water body is one of the main sources of pollution on a global scale. There are two main objectives of wastewater treatment, one is protecting the environment and the other one is conserving fresh water resources. Electrocoagulation-flotation is an alternative method to classic chemical coagulation for many reasons. ECF is capable of reducing the need for chemicals due to the fact that the electrodes provide the coagulant. However, many individuals still use chemical coagulants to attempt to enhance treatment. Traditionally, chemical coagulation involves the use of alum (aluminum sulfate), ferric chloride (FeCl₃), or ferrous sulfate (Fe₂SO₄) which can be very expensive depending on the volume of water treated. When applying the coagulant, the coagulant performs a similar function as the electrodes, neutralizing the charge of the particulates, thereby allow them to agglomerate and settle at the bottom of the tank. In addition, Electrocoagulation-flotation is capable of reducing waste production from wastewater treatment and also reduces the time necessary for treatment.

II. MATERIALS AND METHODOLOGY

2.1 Construction of experiment

We collected waste water from different sources (outlet water from waste water treatment plant, fountain water near n-cad lab) Experiment needs of same metals (i.e. Aluminium). These are called **electrodes**. These rods given a constant supply of Dc current. Dc adapter is used for conversion the Ac voltage to Dc voltage. This experiment should be conducted in batch wise. Before going to start the experiment we have to test the sample with following parameters.

- Conductivity test
- Turbidity test
- pH value test

International Journal of Innovative Research in Science, Engineering and Technology

(An ISO 3297: 2007 Certified Organization)

Vol. 3, Issue 1, January 2014



Fig :1 Block diagram of the Electrocoagulation setup

2.2 EXPERIMENTAL PROCEDURE OF ELECTROCOAGULATION

In this experiment we are going to do purify the waste water by supplying the constant of dc voltage of 5volts. In a solution of waste water as sample is taken in a jar. This water can be treated by electro coagulation method. Water sample of 5 litre was collected and electrodes dipped into the sample. This experiment constant supply of dc voltage is applied, with varying contact time of 5, 10, 15, 20 minutes. Then this treated water is kept undisturbed for 20 minutes in order to allow the flocks are to settle. After the settling the flocks the water is filtered and tests are to be conducted with same parameters. This tests are to be conducted to know how much pollutant is removed from the samples.

2.3 Experimental procedure of Conventional method:

In this method firstly we take different weights of alum like 2,4,6,8 grams are to be taken and mixed with samples of water. These jars are kept under the stirring experiment. Keep fast rotation of 2 minutes and slow rotation of 20 minutes kept for stirring. Then samples are kept aside to settle the sludge. Take sample in which more sludge is settled. Then conduct the tests with same parameters.



Fig :2 represents the mechanism of the electrocoagulation method

International Journal of Innovative Research in Science, Engineering and Technology

(An ISO 3297: 2007 Certified Organization)

Vol. 3, Issue 1, January 2014

III. RESULTS AND DISCUSSIONS

Characteristics of Raw Wastewater

Characteristics of the raw wastewater used in the experiments are presented. As observed, the average Conductivity, pH and Turbidity concentrations are at the medium strength side as compared to the characteristics of typical domestic wastewater (Metcalf & Eddy, 2003). The high value of TDS or electrical conductivity is advantageous to the EC treatment of wastewater since it will eliminate the need to add an electrolyte that is necessary to facilitate the passage of current in the wastewater solution.

3.1 Conductivity Test For 5 liters: Outlet from mineral water treatment plant

S.No	Time (mins)	Before treatment (ms/cm)	After treatment (ms/cm)
1	5	2.5	2.3
2	10	2.5	2.1
3	15	2.5	1.8
4	20	2.5	1.8

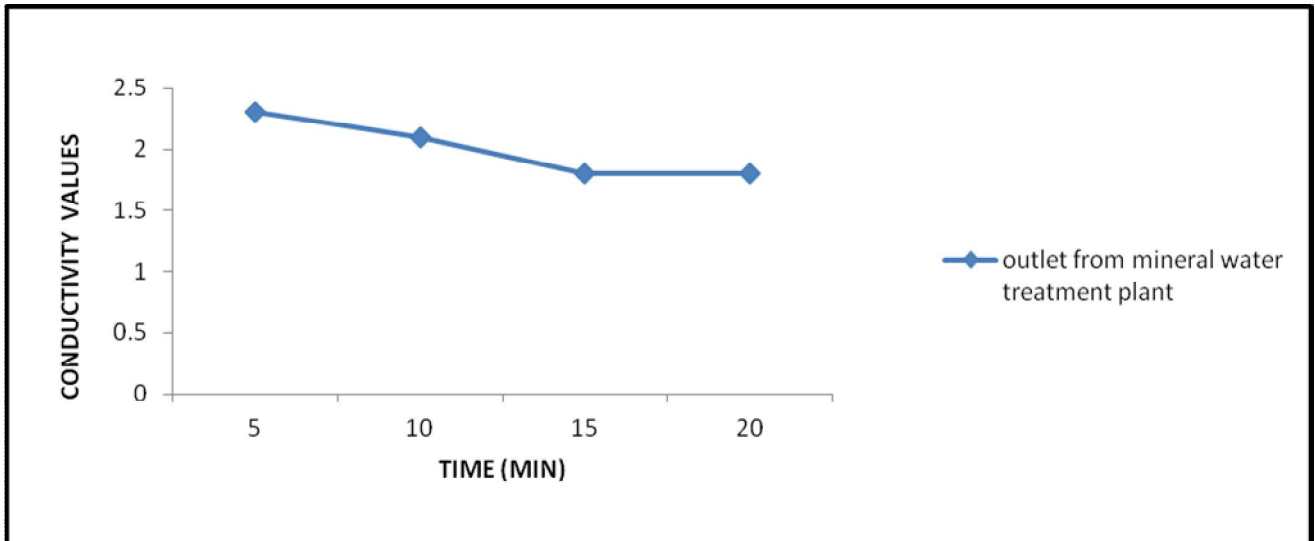


Fig 3 outlet from mineral water treatment plant by conductivity test

3.2 Turbidity Test for 5 liters : Outlet from mineral water treatment plant

S.No	Time (mins)	Before treatment (ms/cm)	After treatment (ms/cm)
1	5	29.7	38.8
2	10	29.7	40.4
3	15	29.7	45.2
4	20	29.7	58.8

International Journal of Innovative Research in Science, Engineering and Technology

(An ISO 3297: 2007 Certified Organization)

Vol. 3, Issue 1, January 2014

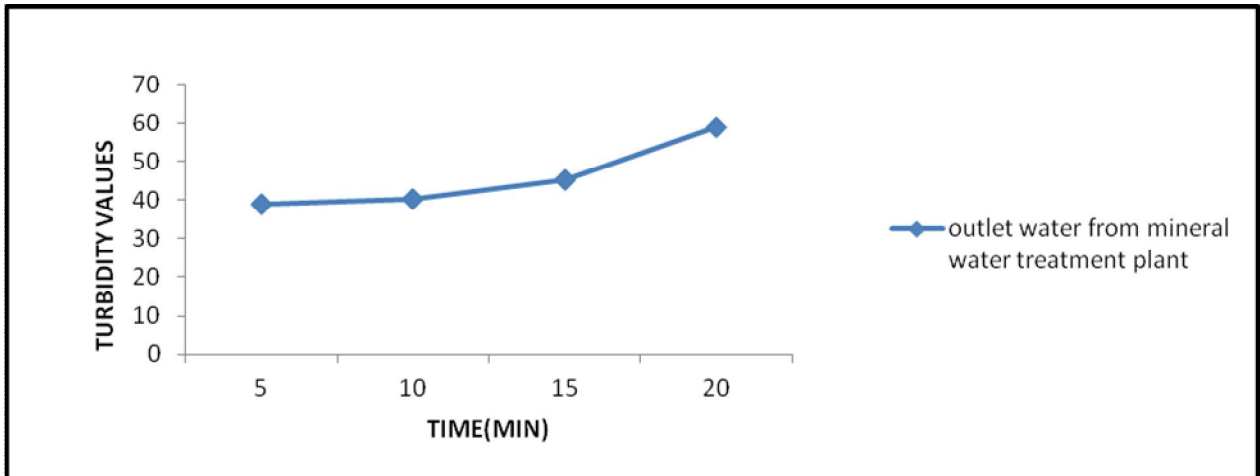


Fig 4 outlet from mineral water treatment plant by turbidity test

3.3 pH value Test For 5 liters: Outlet from mineral water treatment plant

S.No	Time (mins)	Before treatment (ms/cm)	After treatment (ms/cm)
1	5	8.25	8.86
2	10	8.25	8.81
3	15	8.25	8.80
4	20	8.25	8.79

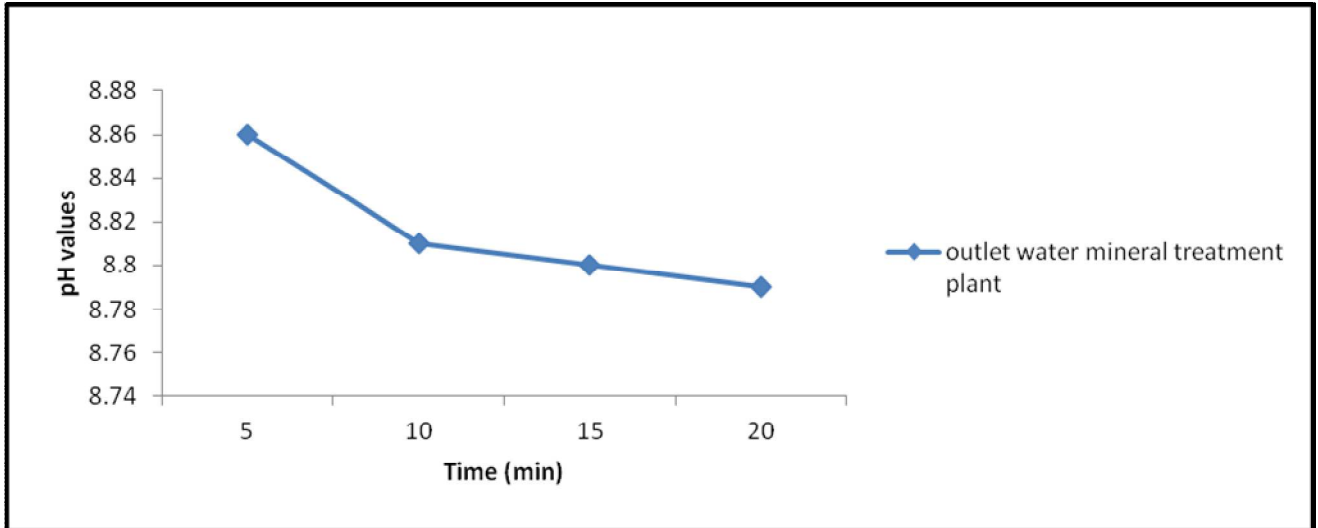


Fig 5 outlet from mineral water treatment plant by pH test

3.4 Results for Outlet Water from Mineral Water Treatment Plant

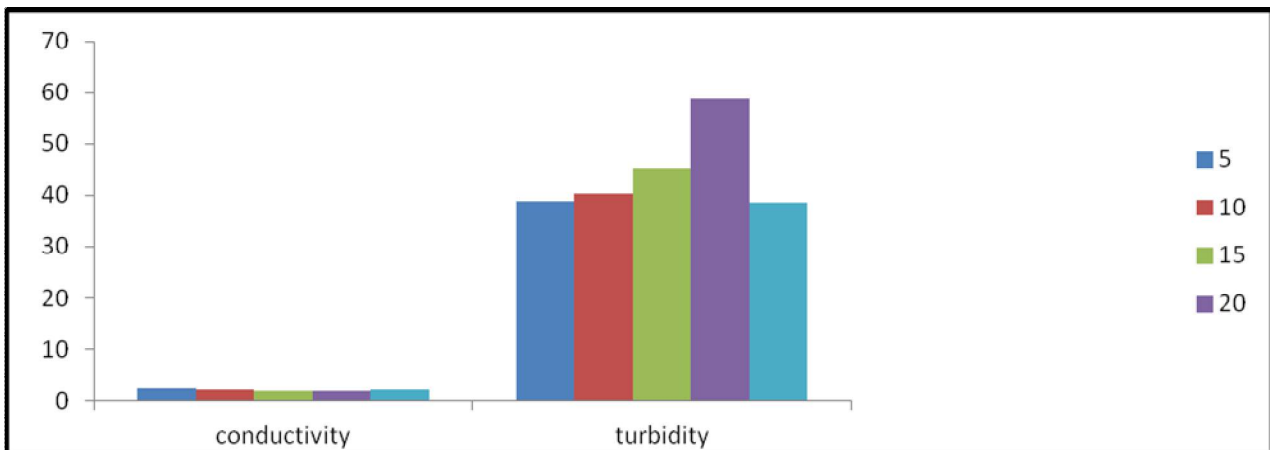


Fig. 6 outlet from mineral water treatment plant efficiency

IV. CONCLUSION

In this study, electrocoagulation method in 20 minutes conductivity value is decreases and turbidity value is increases and pH value is also increases. From above graph electrocoagulation method is best method for removal of pollutant than conventional method. Still some experiments are needed to know why the turbidity values are increasing. Still some studies are needed to complete this experiment successfully. Electrocoagulation is a treatment process that is capable of being an effective treatment process as conventional methods such as chemical coagulation. Having observed trends over the last three years, it has been noted that electrocoagulation is capable of having high removal

International Journal of Innovative Research in Science, Engineering and Technology

(An ISO 3297: 2007 Certified Organization)

Vol. 3, Issue 1, January 2014

efficiencies of colour, chemical oxygen demand (COD), biochemical oxygen demand (BOD), and achieving a more efficient treatment processes quicker than traditional coagulation and inexpensive than other methods of treatment such as ultraviolet (UV) and ozone.

REFERENCES

- [1] P. Hynninen, Papermaking Science and Technology: Environmental Control, Fapet Oy, Helsinki, 1998, pp. 43–55.
- [2] A. Matilainen, N. Lindqvist, S. Korhonen, T. Tuhkanen, Removal of NOM in the different stages of the water treatment process, *Environ. Int.* 28 (2002) 457–465.
- [3] T.K. Nissinen, I.T. Miettinen, P.J. Martikainen, T. Vartiainen, Molecular size distribution of natural organic matter in raw and drinking waters, *Chemosphere* 45 (2001) 865–873.
- [4] E.M. Sharp, S.A. Parsons, B. Jefferson, Seasonal variations in natural organic matter and its impact on coagulation in water treatment, *Sci. Total Environ.* 363 (2006) 183–194.
- [5] M.J. Scott, M.N. Jones, C. Woof, B. Simon, E. Tipping, The molecular properties of humic substances isolated from a UK upland peat system: a temporal investigation, *Environ. Int.* 27 (2001) 449–462. *Chemosphere* 41 (8), 1287–1294.
- [6] Krishna Prasad, R.; Ram Kumar, R.; Srivastava, S. Design of optimum response surface experiments for electro-coagulation of distillery spent wash. *Water Air Soil Pollut.* 2008, 191, 5-13. [7] Chavalparit, O.; Ongwandee, M. Optimizing electrocoagulation process for the treatment of biodiesel wastewater using response surface methodology. *J. Environ. Sci.* 2009, 21, 1491-1496. 4. [8] Koparal, A.S.; Yildiz, Y.Ş.; Keskinler, B.; Demircioğlu, N. Effect of initial pH on the removal of humic substances from wastewater by electrocoagulation. *Separ. Purif. Tech.* 2008, 59, 175-182. [9] Tchamango, S.; Nansou-Njiki, C.P.; Ngameni, E.; Hadjiev, D.; Darchen, A. Treatment of dairy effluents by electrocoagulation using aluminium electrodes. *Sci. Total Environ.* 2010, 408, 947-952. [10] Körbahti, B.K.; Tanyolaç, [10] A. Electrochemical treatment of simulated textile wastewater with industrial components and Levafix Blue CA reactive dye: Optimization through response surface methodology. *J. Hazard. Mater.* 2008, 151, 422-431. .
- [11] Rayman, S.; White, R.E. Simulation of reduction of Cr(VI) by Fe(II) produced electrochemically in a parallel plate electrochemical reactor.
- [12] *J. Electrochem. Soc.* 2009, 156, E96-E104. 88. Heidmann, I.; Calmano, W. Removal of Cr(VI) from model wastewaters by electrocoagulation with Fe electrodes. *Sep. Purif. Technol.* 2008, 61, 15-21. 89. containing wastewater from the pickling process of a billet plant. *Kor. J. Chem. Eng.* 2010, 27, 854-861.