

Preparation and Characterisation A Catalytic System Cu-Clay for Catalytic Oxidation of Methyl Orange with H₂O₂

M. Idrissi^{1,2}, Y. Miyah^{1,2}, A. Lahrichi², M. Chaouch³, F. Zerrouq¹

QHSE Research Group, Laboratory of Catalysis, Materials and Environment, University of Fez, School of Technology,
BP 2427 Fez – Morocco¹

Laboratory biochemistry, with Faculty of Medicine and of Pharmacy, University of Fez– Morocco²

Laboratory LGME, FSDM, University of Fez– Morocco³

ABSTRACT: In this work, the decolorization of Methyl Orange was conducted using catalysts prepared by impregnation of copper on natural clay in the presence of H₂O₂. The catalysts Cu-clay, prepared from the concentrated metal precursor of (impregnation ratio, W(Cu(NO₃)₂)/W(clay) = 1,5%–7,5%) were characterized by several methods such as X-ray diffraction (XRD), electronic scan microscopy (SEM), x-ray fluorescence (FX), and Brunauer–Emmett–Teller (BET).

Important factors affecting catalyst activity and methyl orange removal efficiencies were studied: the effects of temperature, oxidant concentration, and catalyst dosage. The results showed, a very significant activation of hydrogen peroxide by the catalyst, the Methyl Orange depletion percentage reaching 94 % after 2 h, and very stability of the catalyst. It was also observed that the best catalyst, at a reaction temperature of 25°C. 2,5ml of H₂O₂ and 4.0 g/L of 5% Cu-clay, 94% decolorization was achieved within 120 min treatment. Although the Cu show high activity, their stability and reusability still need improvement.

KEYWORDS: catalytic wet peroxide oxidation, Azo dye, decolorization, impregnation, clay.

I. INTRODUCTION

In recent years, one of the environmental concerns more studied is the efficient and affordable recovery of water resources contaminated with toxic organic compounds, from this kind of compounds, phenols and azo dyes have received much attention [1].

Azo dyes are the most frequently used among all dyes, comes mainly from the textile industry, providing toxic and highly coloured water streams wherein the of solar radiation is significantly restricted, decreasing seriously the photosynthetic activity of biological agents in the aquatic environments affected [2]. The degradation of these dyes is necessary before they were discharged into the environment. Hence, the treatment of these azo dyes wastewaters is becoming a matter of great concern.

The traditional physical, biological and chemical process could not remove pollutants effectively, sometimes just transferred them from one phase to another, rather than destroying them [3].

process Wet air oxidation WAO is very useful for treating a variety of refractory organic pollutants in wastewater, but the high pressure (0,5–20 MPa) and high temperature (175–320°C) required for its operation limit its practical applications [4] therefore, catalytic wet peroxide oxidation (CWPO) is proposed to relax the oxidation conditions [5] represents an interesting alternative to treat this kind of effluents, using solid catalysts makes the process more attractive by achieving high conversion at considerably lower temperature and pressure. In catalytic wet peroxide oxidation CWPO processes, the presence of transition metals oxides such as Fe₂O₃, CuO, MnO₂, CoO, ZnO has been proven to be useful for promotion of different reactions, Many references report iron and copper as very active catalytic agents in the oxidation of refractory organic compounds with peroxide, based on the Fenton mechanism [6, 7], iron and copper mainly used to decompose catalytically hydrogen peroxide into OH[•] radical dot radicals at mild conditions [4].

International Journal of Innovative Research in Science, Engineering and Technology

(An ISO 3297: 2007 Certified Organization)

Vol. 3, Issue 11, November 2014

A disadvantage of using iron precursors is that the reaction should be carried out at pH values around 3. In turn, copper has a similar role as iron in catalysing hydrogen peroxide to produce hydroxyl radical, with the advantage that this reaction still retains a high efficiency at a higher pH range [8-10]. However, Catalytic wet peroxide oxidation of reactive dyes could be successfully carried out with Cu-based catalysts. Several heterogeneous catalysts with Fe or Cu impregnated clay have been prepared for CWPO [11, 12].

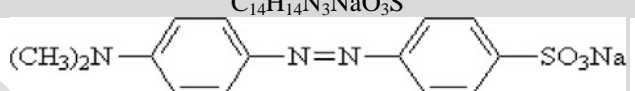
In this paper, the catalytic activity of Cu-clay catalyst with an azo dye, methyl orange, as a model pollutant in CWPO was investigated. Clay was impregnated with copper at various concentrations and the resultant Cu-clay catalysts were used in the CWPO of methyl orange in aqueous solution. Catalyst activity and characteristics, particularly pore properties, were assessed in detail. The efficiency of the incorporation of copper into the structure of a clay and stability of the catalysts was also assessed by XRD.

II. MATERIALS AND METHODS

II-1 CHEMICALS AND REAGENTS

Hydrogen peroxide (30%, w/w), Copper (II) nitrate $\text{Cu}(\text{NO}_3)_2$, and MB were purchased from Sigma–Aldrich . All the reagents used for this experiment were analytical grade and were used without further purification. Deionized water was used for all the experiments. An azo dye, methyl orange, was chosen as the target compound, and its chemical structure is as shown in Table 1.

The clay used as the carrier of catalyst had the chemical composition 37,86% SiO_2 , 10,43% Al_2O_3 , 4,65% Fe_2O_3 , 0.06% MnO , 2,52% MgO , 18,72% CaO , 0.26% Na_2O , 2,34% K_2O .

Table 1	Structure and characteristics of Methyl Orange
Dye	Methyl Orange
Molecular formula	$\text{C}_{14}\text{H}_{14}\text{N}_3\text{NaO}_3\text{S}$
Chemical structure	
Azo type	Mono-azo
Other names	Sodium 4-[(4-dimethylamino)phenylazo] benzenesulfonate
Molecular weight (g/mol)	327.33

II-2 CATALYST SUPPORT PREPARATION

The catalyst support is clay, originating in the area of Oulja, Morocco. Prior to its use, the gray colored clay was grinded to powder using laboratory mortar and washed several times with ultrapure water (MILLIPORE, direct-Q, UV3 with Pump) water to remove impurities. The samples were dried in an oven at 100 °C for overnight, to obtain clay purify [13].

II-3 PREPARATION METHOD OF CATALYST

The Catalyst (Cu-clay) was prepared supporting the metal by the impregnation method [14]. In this process, Specific amount of $\text{Cu}(\text{NO}_3)_2 \cdot 3\text{H}_2\text{O}$ (1.5–10 wt.% of copper ions in the catalyst) was dissolved in a beaker containing 50 mL of distilled water. Then, clay was added to this aqueous solution, stirred constantly of the beaker was kept at 120 rpm and 100°C until all water was evaporated. After impregnation, the sample was dried at 105 °C for overnight, followed by calcination at 500°C for 4 h. The obtained catalysts are denoted as xCu-clay, where x is the molar percentage of Cu in the mixture, based on $[\text{Cu}/(\text{Cu} + \text{clay}) \times 100\%]$.

II-4 CHARACTERIZATION OF CATALYST

The phase compositions of the as-prepared sample were characterized by X-ray diffraction (XRD) the Panalytical company using $\text{Cu K}\alpha$ ($\lambda = 1,54060$ nm) radiation, functioning to 40 kV and 30 mA. The data were collected with $2\theta = 10^\circ$ - 80° . Electronic Scan Microscopy (MEB), characterizations were performed on a MEB-EDX,(Quanta 200 FEI

International Journal of Innovative Research in Science, Engineering and Technology

(An ISO 3297: 2007 Certified Organization)

Vol. 3, Issue 11, November 2014

equipped with probe EDAX for microanalysis of surfaces). The clay characterized by XRF, uses a sequential spectrometer AXIOS PANALYTICAL with a channel of measurement bases on only one goniometry covering the complete range of measurement of B to U.

II-5 EXPERIMENTAL PROCEDURE AND ANALYTICAL METHODS

For the MO degradation study on Cu/clay, a stock solution of 4.6×10^{-5} mol/L was prepared. In each degradation study, 10 mL of the stock solution was mixed with 2.5 mL H₂O₂ (30%) and 4g/l Cu-clay. The catalyst was introduced methyl orange solution with magnetic-stirring to maintain a uniform suspension. After allowing 15 min for the adsorption/desorption of MO to reach equilibrium, H₂O₂ was added into the reactor and time logged. Throughout the reaction, Solutions of dye were prepared by using ultrapure water (MILLIPORE, direct-Q, UV3 With Pump) and the reactant solution was adjusted to constant pH with dilute aqueous HCl 0.01M or NaOH 0.01M solutions. The taking away were carried out by filtered using a syringe filter of diameter 0,45µm (Minisart, sartorium stedim biotech). The degradation progress was monitored by spectrometric measurements using a spectrophotometer (Jasco V530) with its adsorption at 465nm for samples that had pH > 3 and at 500nm for samples that had pH ≤ 3 [15]. The effects of various experimental parameters such as the temperature, catalyst dosage, and H₂O₂ amount were investigated. The average degradation in terms of the percentage of MO in solution was calculated using the following formula:

$$\text{Decolorization efficiency (\%)} = \left[\frac{A_0 - A_t}{A_0} \right] \times 100\% \quad (1)$$

A₀ is the initial absorbance of dyes solution and A_t is the absorbance of the dyes at time t [16, 17].

III. RESULTS AND DISCUSSION

III-1 CHARACTERIZATION OF THE PREPARED CATALYST

• ANALYSIS OF XRD RESULTS

XRD was used to analyze the CuO form loaded on catalyst. This component is indicative of the presence of copper in the impregnated catalyst. The results are gathered in Figure 1.

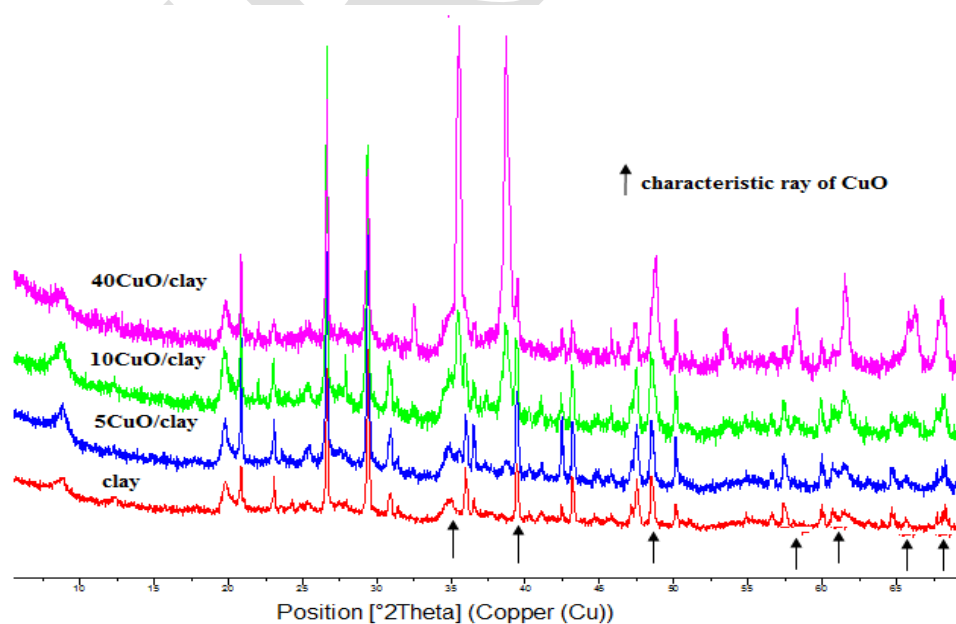


Fig. 1. Powder XRD patterns of CuO-clay samples at varying the Cu molar ratios in comparison to that of clay

DOI: 10.15680/IJIRSET.2014.0311040

the Fig. 1, shows the characteristic peaks of CuO (Tenorite, syn, monoclinic, JCPDS#41-254) around 35.53°, 38.74°, 48.48°, 56.61°, 61.52°, 66.29° and 68.09°, and this intensity increased with increased copper content. This indicates that higher loading of copper in catalyst preparation led to form the higher levels of copper oxide on the activated carbon in the catalyst.

• **Analysis of BET results**

The specific surface areas of the catalysts were determined using the Brunauer–Emmett–Teller (BET). The results shown in the Figure 2 showed that the surface area decreased with increasing the copper content. This maybe because copper hydroxyl nitrate deposited on the surface and filled in the pores of the clay [18, 19].

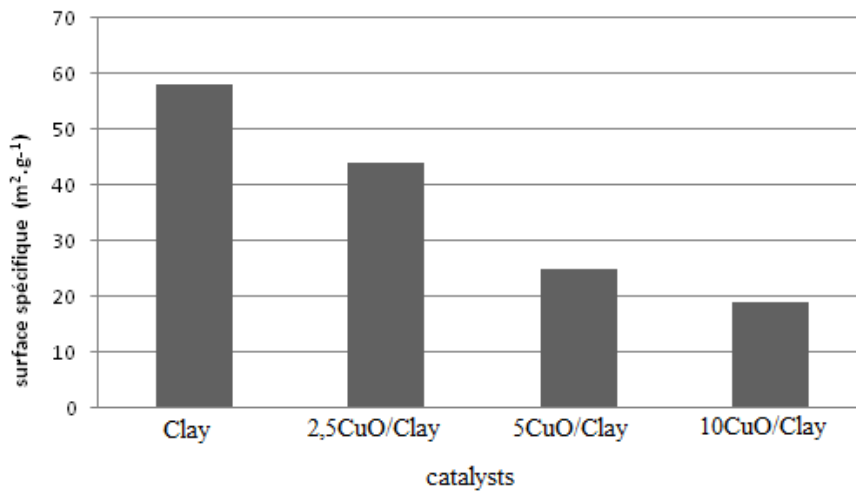


Fig. 2. The BET surface area of clay and catalysts prepared by the different Cu molar ratios.

• **SEM image**

The SEM image is used to probe the change in morphological features of clay and clay impregnated by different molar ratios of copper hydroxyl nitrate. It can be seen from Figure 3 reveal that surface morphology of the clay is different from the one impregnated.




Fig. 3. SEM images of (A) clay (B) 5% Cu/clay.

After impregnation process by copper hydroxyl nitrate, the clay has become more porous and fluffy. This porous and fluffy appearance probably was due to the change in the surface charge of the particle as a result of impregnation process and reduction in certain amorphous phase originally associated with the clay. The EDX microanalyses were employed to perform elemental analyses in the clay and catalysts. The EDX results suggest that the content of Cu was found to increase in the catalysts with increased Cu molar ratios. The results are gathered in Figure 4.

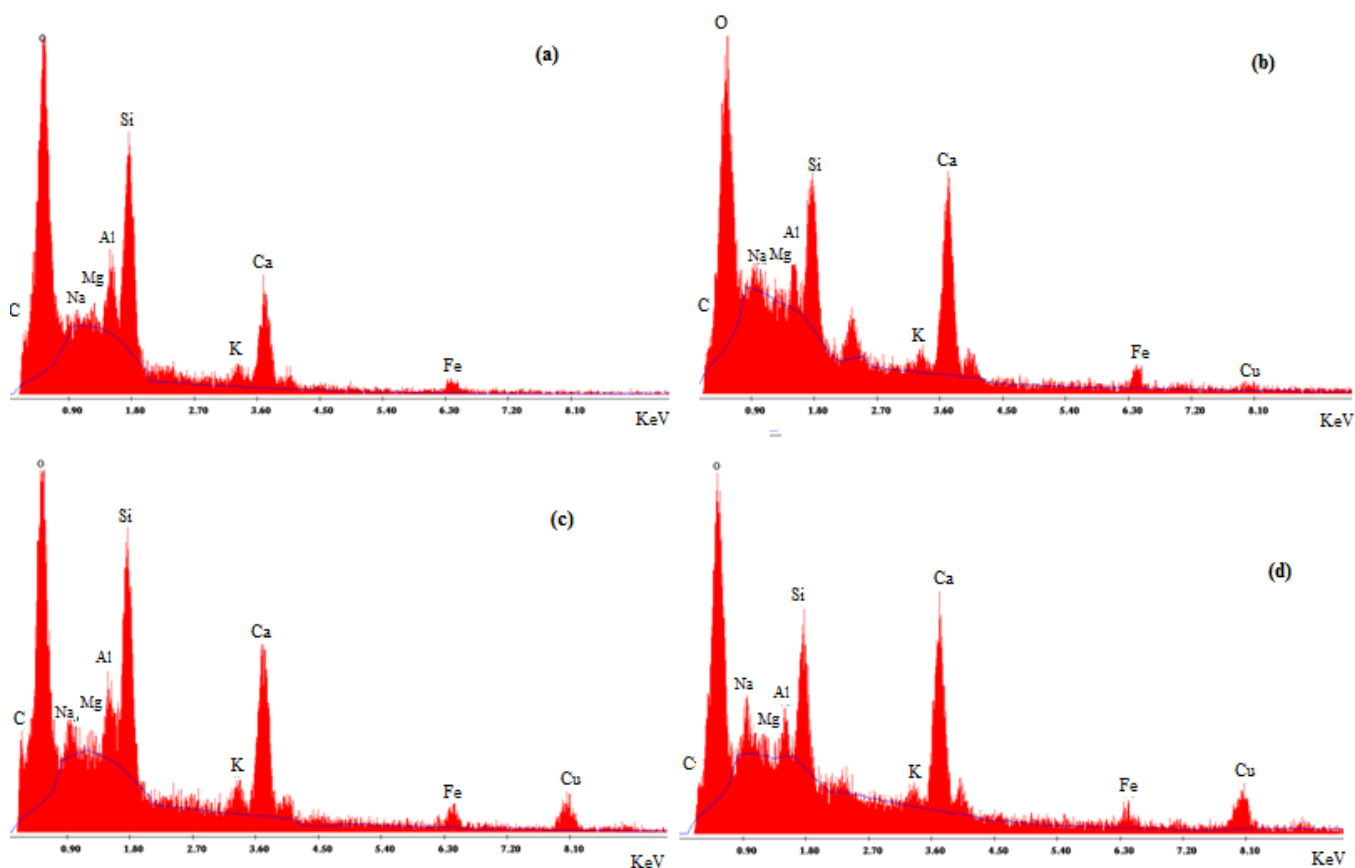


Fig. 4. EDX analysis of the clay and Cu/clay at various Cu molar ratios (a) Clay, (b) 1,5Cu-clay, (c) 5C-clay and (d) 7,5Cu-clay respectively.

III-2 EFFECT OF VARIOUS EXPERIMENT PARAMETERS ON DEGRADATION OF METHYL ORANGE.

- **Effect of catalyst loading.**

A number of reports have demonstrated that catalyst dosage has a large influence on the reaction rate [20, 21]. To investigate the effect of Cu-Clay addition on dye degradation, six different catalyst loadings (0, 10, 20, 30, 40, and 50 mg) were tested. Figure 5 displays the decomposition rate of MO with different catalyst dosages. There was a critical dosage (40 mg) of the catalyst, at which the decolorization efficiency was the best. A maximum dye removal of 97% was observed at 40 mg followed by 96% at 50 mg and 95%, 84% at 30, 10 mg respectively in 3 h duration. The % dye removal without catalyst was very low with only 44% dye removal in 3 h. By comparing the results for the dye removal without catalyst and 40 mg catalyst, the removal for 40 mg is approximately two times to that of without catalyst. The rate of removal is also more for higher concentrations of catalyst and increases with it.

The effect of catalyst dosage on the decolorization rate can be explained as follows. When a very small amount of catalyst was used, the catalyst was well dispersed in the reaction medium, and thus all active surface sites were available. Accordingly, the rate increased with catalyst dosage. Once the catalyst dosage reached a certain amount (40 mg in this study), the adsorption of MO onto the catalyst surface reached an optimum state. The decrease of catalytic activity at higher catalyst dosages was because all dye molecules were adsorbed on the catalyst and the addition of a larger amount of CuO would have no effect on the degradation rate, while there was increased opacity of the reaction suspension [22].

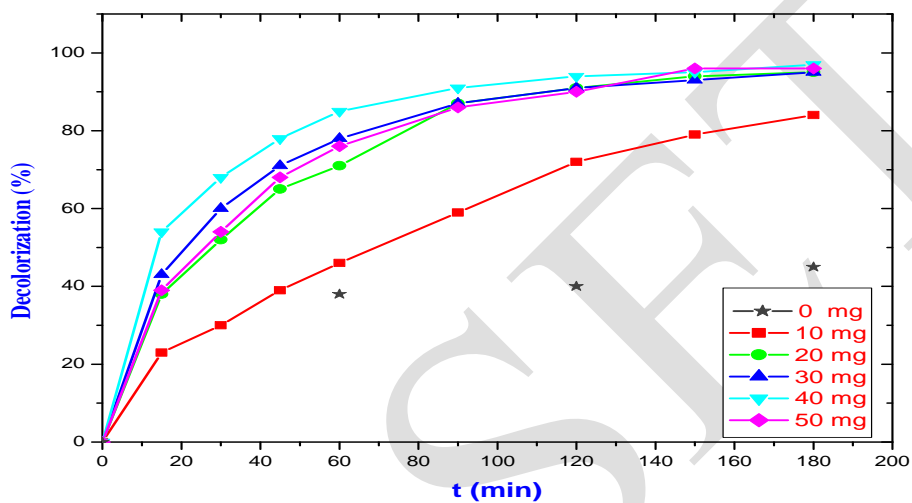
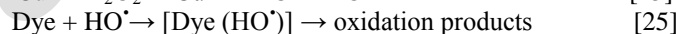
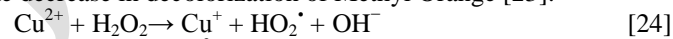


Fig. 5. Effect of catalyst dosage on the decolorization of MO.(reaction conditions: 2.5 mL 30% H₂O₂, 10 ml MO 15 mg/L, catalyst 5Cu-clay , T = 20 °C, pH= 7.0).

• **Influence of copper impregnation on dye oxidation.**

The performance in decolorization of aqueous methyl orange (MO) solution, per the Cu-clay were examined over a period of time as shown in Figure. 6 which displays the effect of copper loading on clay on the decolorization of Methyl Orange. The results indicated that the decolorization of Methyl Orange is remarkably dependent on the copper ions concentration at fixed initial concentration of hydrogen peroxide and Methyl Orange. It would be observed that with an increase in the amounts of copper ions concentration from 1.5 to 5 wt.%, the decolorization of Methyl orange slowly increased until it reached the maximum value. This can be attributed to the increased production of more ·OH radicals in the system. Also, 98% decolorization was achieved for 5 wt.%, within 180 min. However, with further increase in the amount of copper ions beyond the 5 wt.%, the decolorization efficiency of Methyl Orange reduced. This may be explained by the fact that higher concentration of copper ions could lead to the scavenging of ·OH radicals by copper ions and induce the decrease in decolorization of Methyl Orange [23].



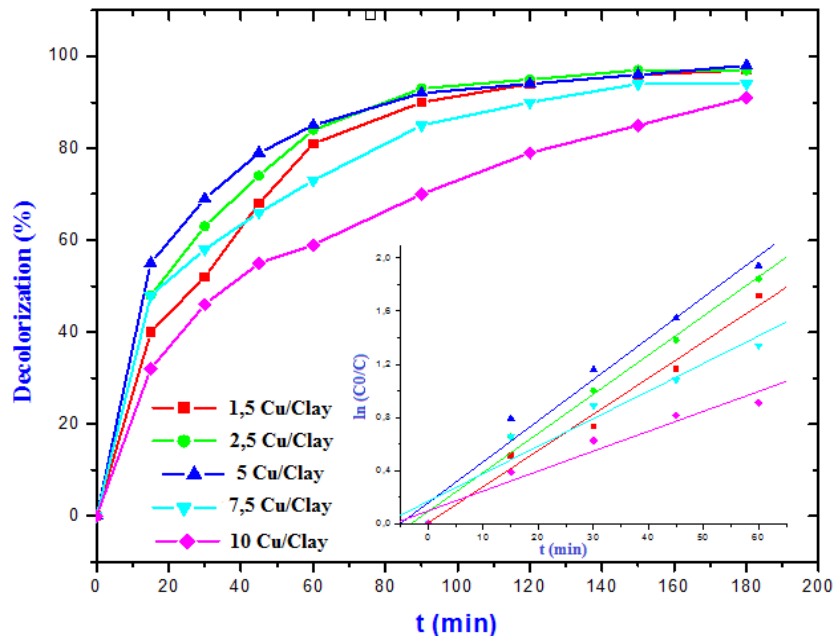


Fig. 6. Effect of copper loading on clay on the decolorization of MO. (reaction conditions: 2.5 mL 30% H₂O₂, 10 ml MO 15 mg/L, catalyst loading = 40 mg, T = 20 °C, pH= 7.0). Inset: kinetic of methyl orange oxidation catalyzed by Cu-Clay as a function of Cu dosage

Fig. shows a plot of $\ln(C_0/C)$ vs. time for the catalytic degradation of MO in the presence of the Cu-clay. The first-order kinetic model derived from the Langmuir–Hinshelwood kinetic equation was used to quantify the catalytic efficiency of the cu-clay by calculating the respective first-order rate constants (k) according to the following equation:

$$\ln\left(\frac{C_0}{C}\right) = kt \quad (2)$$

Where C_0 and C are the initial and reaction concentrations of MO at time t [17]. The linear regression plots fitted well, from which the slopes of each plot were calculated and used to obtain the first-order rate constants (k). The k for MO degradation were found to be $k_{1,5Cu-clay}=1,6344 \text{ S}^{-1}$, $k_{2,5Cu-clay}= 1,7658 \text{ S}^{-1}$, $k_{5Cu-clay}=1,8564 \text{ S}^{-1}$, $k_{7,5Cu-clay}=1,2438 \text{ S}^{-1}$ and $k_{10Cu-clay}=0,8988 \text{ S}^{-1}$. The k represents the catalytic activity of the catalyst. The higher the k value, the faster the degradation of MO, hence, better catalytic activity of the Cu-Clay.

- **Effect of initial pH**

The solution pH significantly influences the degradation of organic compounds. The influence of pH on the dye oxidation was studied; the effects of pH were examined by adjusting the initial pH of dye solution in the range 3–7. The results indicate that the catalytic activity of Cu-Clay increases with the increase of initial pH (Figure.7). Similar conclusions have been reported when using copper as active species to degrade organic contaminant, through either heterogeneous [26, 27]. Or homogeneous processes [28-30].

In this study, the degradation efficiency of MO after 60 min was 72, 78 and 84% at pH values of 3.0, 5.0, and 7.0, respectively. The optimal pH range for the degradation is 5–7. A near-neutral pH condition is preferable because operation under near-neutral conditions can easily apply to most wastewater.

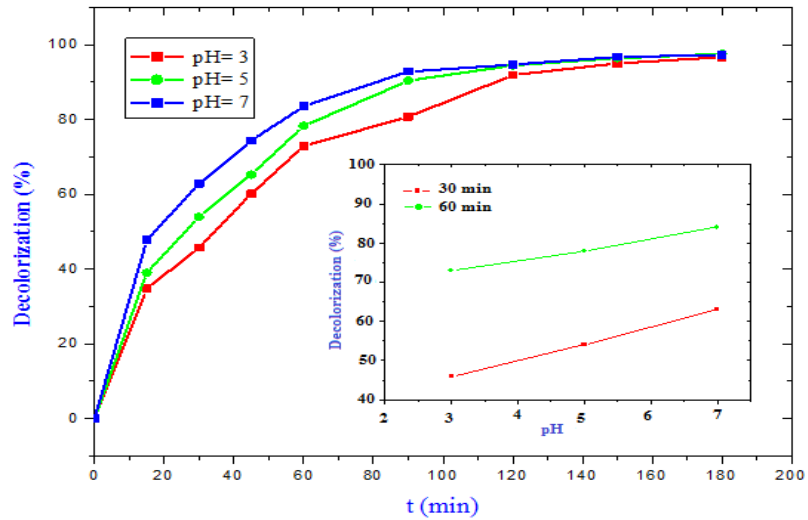


Fig. 7. Effect of pH on the decolorization of MO. (reaction conditions: 2.5 mL 30% H₂O₂, 10 ml MO 15 mg/L, catalyst loading = 40 mg, T = 20 °C, pH= 7.0). Inset: relationship of pH and dye degradation at 30 and 60 min, respectively.

• **Effect of peroxide concentration on dye**

The influence of H₂O₂ concentration on dye removal (Methyl Orange) is shown in Figure 8. A maximum removal of 79% was obtained at H₂O₂ concentration of 3 ml per 10 ml of solution at 2h, followed by 77% at 3,5 ml and 71% at 2,5 ml. The dye removal at H₂O₂ concentrations of 2 ml and 1,5 ml (and at 2 h) were 64% and 55%, respectively. More than 0.5 mL H₂O₂ results in a decrease in initial reaction rate. This means that there is an optimal concentration of H₂O₂ to degrade organic contaminants.

The addition of H₂O₂ is known to increase the rate of dye degradation by allowing an enhancement in the formation of hydroxyl radical. Consequently, the degradation rate is expected to be enhanced. But at high dosage, H₂O₂ is a powerful HO[•] scavenger [23].

Addition of excess of H₂O₂ results in a decrease in reaction rate. This phenomenon can be explained by the scavenging effect of excess H₂O₂, which decreases the number of hydroxyl radicals in the solution [24].

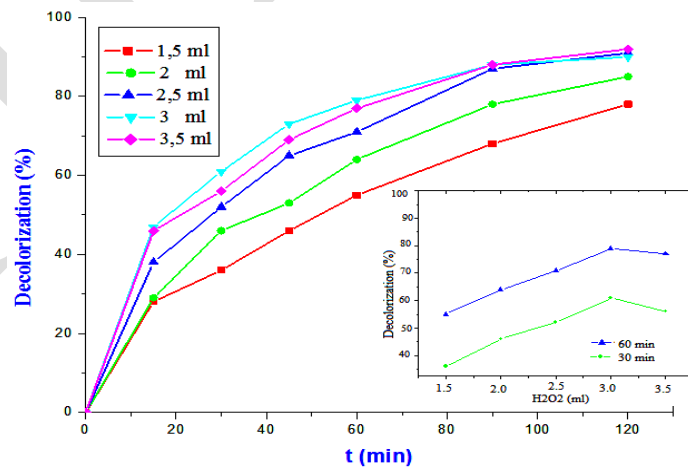


Fig. 8. Effect of H₂O₂ dosage on the catalytic degradation of Methyl Orange (pH= 7.0, 10 ml MO 15 mg/L, catalyst loading 5Cu-Clay = 40 mg, T = 20 °C). Inset: relationship of H₂O₂ dosage and dye degradation at 30 and 60 min, respectively.

- **Effect of temperature**

The influence of temperature on the Methyl Orange removal using catalyst was studied by varying the temperature from 20 to 60°C. The results are given in Figure 9.

As can be seen from Figure 9, rising temperature significantly enhanced the catalytic activity of MO degradation. At 60°C the degradation efficiency of MO reached about 86% and 98% after 15 and 60 min, respectively. The dye removal is much higher at higher temperatures (60°C). This is because higher temperature increased the reaction rate between hydrogen peroxide and the catalyst, thus increasing the rate of generation of oxidizing species such as $\cdot\text{OH}$ radical or high-valence copper species [25, 31]. The degradation efficiency after 15 min was 49%, 55% and 70% at 20, 30 and 50 °C, respectively. Complete decolorization is achieved in 1 h at 60°C as against 3 h at 20°C. This shows that higher temperature may be employed in cases where a faster rate of decolorization is required.

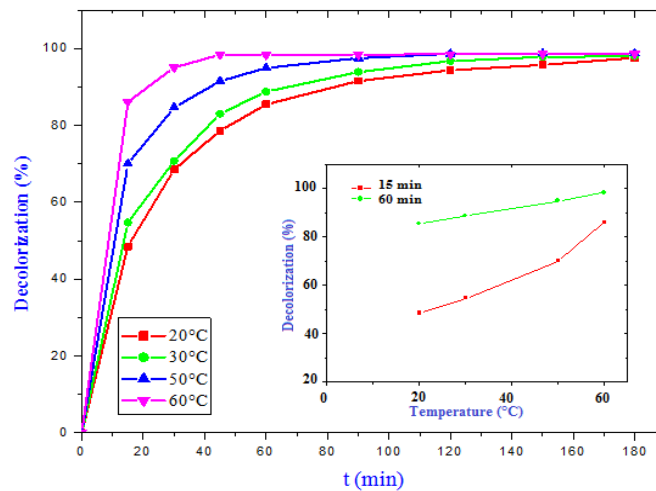


Fig. 9. Effect of temperature on the catalytic degradation of Methyl Orange (pH= 7.0, 2.5 mL 30% H₂O₂, 10 ml MO 15 mg/L, catalyst loading 5Cu/Clay = 40 mg). Inset: relationship of temperature and dye degradation at 15 and 60 min, respectively.

- **The Reusability of catalyst**

The results of stability tests conducted to assess the catalytic activity of Cu-clay catalyst through four consecutive experiments with the same catalyst load under the same reaction conditions show that the decomposition efficiency of MO decreased with recycle number. At the end of each cycle, the catalyst was washed with distilled water three times followed by drying in an oven. As can be seen from Figure 9A the decolorization efficiency of 150 mg/L of methyl orange in 1 h decreases from 84% for the first cycle to 71% for the third cycle. Nevertheless, when the catalyst was further reused without treatment in the 4th Cycle, it was found that the MO removal efficiency dropped from 84% to about 42% as reported in Figure. 10(A).

Therefore, the used catalyst after the 3rd run requires suitable regeneration prior to further use. There is several possible regeneration methods include refluxing method, calcination under a suitable atmosphere, rinsing by appropriate solvent or some combinations of processes [6, 32] and [33]. The deactivated 5Cu-clay catalyst was regenerated rinsing in by 5% HCl solution for 5 min followed by drying at 110°C for 2 h, to remove the unreacted MO, the catalytic activity of fresh catalyst was compared with the catalytic activity of regenerated catalyst under the same condition. It can be seen from Figure.10(B) that rinsing in hydrochloric acid is an effective regeneration method, giving the removal efficiency of 83%. The catalytic activity of the regenerated catalyst is very close to its initial activity.

International Journal of Innovative Research in Science, Engineering and Technology

(An ISO 3297: 2007 Certified Organization)

Vol. 3, Issue 11, November 2014

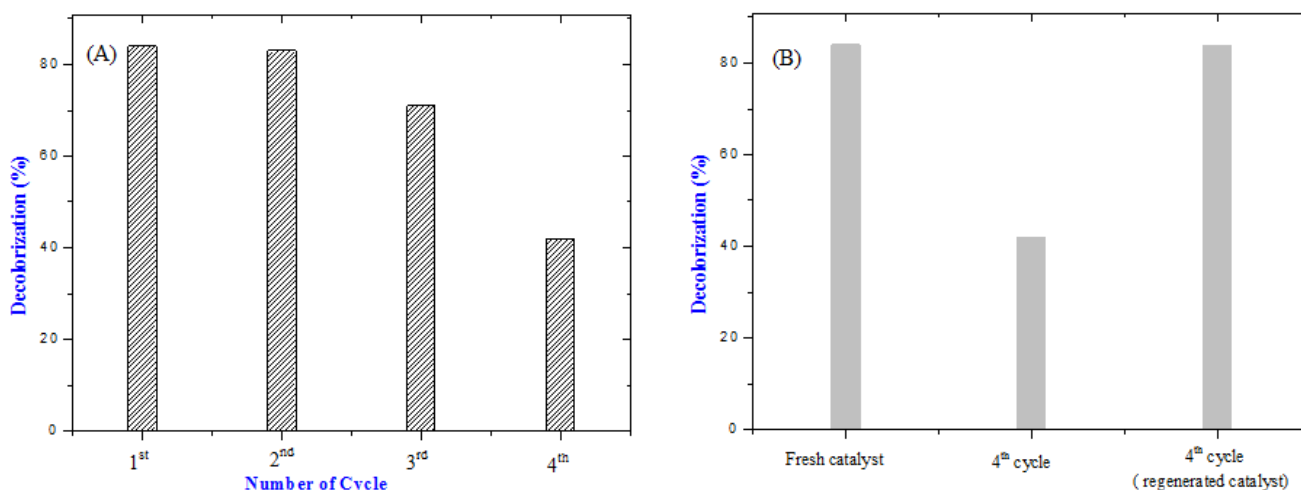


Fig. 10. (A) Effect of recycle number the catalyst 5 Cu-clay on the oxidation of Methyl Orange , (B) comparative results of the removal efficiencies of MO by the 5Cu-clay in the 1st and 4th cycles without regeneration, and that of the 4th cycle obtained by employing the regenerated catalyst after the 3rd run via mild acid wash.

IV. CONCLUSION

In this work, the decolorization of MO in aqueous solution by CWPO process has been studied on different experimental conditions, including different pH value of solutions, dosages of H_2O_2 and Cu, temperature. The best operation parameters for the Fenton oxidation of MO were 5 wt.% of copper ions loading, 4.0 g/L of catalyst dosage, and 2,5ml of H_2O_2 for 15 mg/L initial MO concentration at an initial pH 7 with 25°C temperature. Under these conditions, 94% decolorization efficiency of MO in aqueous solution was achieved within 120 min of reaction time. In addition, it was found that the decolorization efficiency of MO enhanced with the increasing of reaction temperature.

The powder diffraction patterns of the Cu-Clay catalysts verified that the copper oxide was formed by impregnating copper salt in Clay matrix. The SEM/EDX observation also identified the copper oxides were well dispersed and the copper was binding in the clay matrix.

Cu-clay is a highly efficient catalyst for MO oxidation, which is reusable and highly active under ambient conditions without the addition of other oxidants. It was possible to regenerate the deactivated catalyst by washing with weak acid giving almost the same activity compared to that of the fresh catalyst. Nevertheless, other regeneration methods may be suitable to maintain the high catalytic activity in the long run.

REFERENCES

- [1] Luis Alejandro Galeano, Pedro Fernando Bravo, Cristian Darío Luna, Miguel Ángel Vicente, Antonio Gil, " Removal of natural organic matter for drinking water production by Al/Fe-PILC-catalyzed wet peroxide oxidation: Effect of the catalyst preparation from concentrated precursors", *Applied Catalysis B: Environmental*, Vol 111–112, pp. 527-535, 2012.
- [2] Luis Alejandro Galeano, Antonio Gil, Miguel Angel Vicente, "Effect of the atomic active metal ratio in Al/Fe-, Al/Cu- and Al/(Fe-Cu)-intercalating solutions on the physicochemical properties and catalytic activity of pillared clays in the CWPO of methyl orange", *Applied Catalysis B: Environmental*, Vol 100, Issues 1–2, pp. 271-281, 2010.
- [3] Wenyang He, Qingliang Ma, Jing Wang, Jie Yu, Weiren Bao, Hongzhu Ma, Abdelatif Amrane, "Preparation of novel kaolin-based particle electrodes for treating methyl orange wastewater", *Applied Clay Science*, Vol 99, pp. 178-186, 2014.
- [4] Yan Liu, Dezhi Sun, "Development of Fe₂O₃-CeO₂-TiO₂/γ-Al₂O₃ as catalyst for catalytic wet air oxidation of methyl orange azo dye under room condition", *Applied Catalysis B: Environmental*, Vol 72, Issues 3–4, pp. 205-211, 2007.
- [5] Dong-Keun Lee, In-Cheol Cho, Guen-Seon Lee, Sung-Chul Kim, Dul-Sun Kim, Young-Kuk Yang, "Catalytic wet oxidation of reactive dyes with H₂/O₂ mixture on Pd–Pt/Al₂O₃ catalysts", *Separation and Purification Technology*, Vol 34, Issues 1–3, pp. 43-50, 2004.
- [6] Luis Alejandro Galeano, Antonio Gil, Miguel Angel Vicente, "Strategies for immobilization of manganese on expanded natural clays: Catalytic activity in the CWPO of methyl orange", *Applied Catalysis B: Environmental*, Vol 104, Issues 3–4, pp. 252-260, 2011.
- [7] Chengchun Jiang, Suyan Pang, Feng Ouyang, Jun Ma, Jin Jiang, "A new insight into Fenton and Fenton-like processes for water treatment", *Journal of Hazardous Materials*, Vol 174, Issues 1–3, pp. 813-817, 2010
- [8] N. Inchaurredo, J. Cechini, J. Font, P. Haure, " Strategies for enhanced CWPO of phenol solutions, *Applied Catalysis B: Environmental*", Vol 111–112, pp. 641-648, 2012.

International Journal of Innovative Research in Science, Engineering and Technology

(An ISO 3297: 2007 Certified Organization)

Vol. 3, Issue 11, November 2014

- [9] Isabel U. Castro, Frank Stüber, Azael Fabregat, Josep Font, Agustí Fortuny, Christophe Bengoa, "Supported Cu(II) polymer catalysts for aqueous phenol oxidation", *Journal of Hazardous Materials*, Volume 163, Issues 2–3, pp. 809-815, 2009.
- [10] T. Punniyamurthy, Laxmidhar Rout, "Recent advances in copper-catalyzed oxidation of organic compounds", *Coordination Chemistry Reviews*, Vol252, Issues 1–2, pp.134-154, 2008.
- [11] Simona Caudo, Gabriele Centi, Chiara Genovese, Siglinda Perathoner, "Copper- and iron-pillared clay catalysts for the WHPCO of model and real wastewater streams from olive oil milling production", *Applied Catalysis B: Environmental*, Vol 70, Issues 1–4, pp.437-446, 2007.
- [12] Simona Caudo, Chiara Genovese, Siglinda Perathoner, Gabriele Centi, "Copper-pillared clays (Cu-PILC) for agro-food wastewater purification with H₂O₂", *Microporous and Mesoporous Materials*, Vol 107, Issues 1–2, pp. 46-5, 2008.
- [13] N.H.M. Azmi, O.B. Ayodele, V.M. Vadivelu, M. Asif, B.H. Hameed, "Fe-modified local clay as effective and reusable heterogeneous photo-Fenton catalyst for the decolorization of Acid Green 25", *Journal of the Taiwan Institute of Chemical Engineers*, Vol 45, Issue 4, pp. 1459-1467, 2014.
- [14] N.K. Daud, B.H. Hameed, "Acid Red 1 dye decolorization by heterogeneous Fenton-like reaction using Fe/kaolin catalyst", *Desalination*, Vol 269, Issues 1–3, pp. 291-293, 2011.
- [15] Thi Dung Nguyen, Ngoc Hoa Phan, Manh Huy Do, Kim Tham Ngo, "Magnetic Fe₂MO₄ (M:Fe, Mn) activated carbons: Fabrication, characterization and heterogeneous Fenton oxidation of methyl orange", *Journal of Hazardous Materials*, Vol 185, Issues 2–3, pp. 653-661, 2011
- [16] Wenfang Zhou, Qingju Liu, Zhongqi Zhu, Ji Zhang, "Preparation and properties of vanadium-doped TiO₂ photocatalysts", *Journal of Physics D: Applied Physics*, Vol 43, Issues 3, pp. 035301, 2010.
- [17] Mohammad Mansoob Khan, Jintae Lee, Moo Hwan Cho, "Au@TiO₂ nanocomposites for the catalytic degradation of methyl orange and methylene blue: An electron relay effect", *Journal of Industrial and Engineering Chemistry*, Vol 20, Issue 4, pp.1584-1590, 2014.
- [18] Rey-May Liou, Shih-Hsiung Chen, "CuO impregnated activated carbon for catalytic wet peroxide oxidation of phenol", *Journal of Hazardous Materials*, Vol 172, Issue 1, pp. 498-506, 2009.
- [19] Jiancai FANG, Xiao CHEN, Qibin XIA, Hongxia XI, Zhong LI, "Effect of Relative Humidity on Catalytic Combustion of Toluene over Copper Based Catalysts with Different Supports", *Chinese Journal of Chemical Engineering*, Vol 17, Issue 5, pp. 767-772, 2009.
- [20] Arun Kumar Kondru, Pradeep Kumar, Shri Chand, "Catalytic wet peroxide oxidation of azo dye (Congo red) using modified Y zeolite as catalyst", *Journal of Hazardous Materials*, Vol 166, Issue 1, pp. 342-347, 2009.
- [21] Yuzhong Zhan, Xiang Zhou, Bei Fu, Yiliang Chen, "Catalytic wet peroxide oxidation of azo dye (Direct Blue 15) using solvothermally synthesized copper hydroxide nitrate as catalyst", *Journal of Hazardous Materials*, Vol 187, Issues 1–3, pp. 348-354, 2011.
- [22] Maiyong Zhu, Dehai Meng, Chengjiao Wang, Jian Di, Guowang Diao, "Degradation of methylene blue with H₂O₂ over a cupric oxide nanosheet catalyst", *Chinese Journal of Catalysis*, Vol 34, Issue 11, pp. 2125-2129, 2013.
- [23] H. Hassan, B.H. Hameed, "Fe-clay as effective heterogeneous Fenton catalyst for the decolorization of Reactive Blue 4", *Chemical Engineering Journal*, Vol 171, Issue 3, pp. 912-918, 2011.
- [24] Alok D. Bokare, Wonyong Choi, "Review of iron-free Fenton-like systems for activating H₂O₂ in advanced oxidation processes", *Journal of Hazardous Materials*, Vol 275, pp. 121-135, 2014.
- [25] Puthiya Veetil Nidheesh, Rajan Gandhimathi, Srikrishnapuram Thanga Ramesh, "review of Degradation of dyes from aqueous solution by Fenton processes", *Environmental Science and Pollution Research*, Vol 20, Issue 4, pp 2099-2132, 2013.
- [26] Nishtar Nishad Fathima, Rathinam Aravindhan, Jonnalagadda Raghava Rao, Balachandran Unni Nair, "Dye house wastewater treatment through advanced oxidation process using Cu-exchanged Y zeolite: A heterogeneous catalytic approach", *Chemosphere*, Vol 70, Issue 6, pp.1146-1151, 2008.
- [27] Yuzhong Zhan, Hailong Li, Yiliang Chen, "Copper hydroxyphosphate as catalyst for the wet hydrogen peroxide oxidation of azo dyes", *Journal of Hazardous Materials*, Vol180, Issues 1–3, pp. 481-485, 2010.
- [28] C.L. Lim, Norhashimah Morad, T.T. Teng, I. Norli, "Chemical Oxygen Demand (COD) reduction of a reactive dye wastewater using H₂O₂/pyridine/Cu (II) system, *Desalination*", Vol278, Issues 1–3, pp. 26-30, 2011
- [29] Chooi Ling Lim, Norhashimah Morad, Tjoon Tow Teng, Norli Ismail, "Treatment of Terasil Red R Dye Wastewater using H₂O₂/pyridine/Cu(II) System", *Journal of Hazardous Materials*, Vol 168, Issue 1, pp.383-389, 2009.
- [30] Pradeep Verma, Vishal Shah, Petr Baldrian, Jiří Gabriel, Pavel Stopka, Tomáš Trnka, František Nerud, "Decolorization of synthetic dyes using a copper complex with glucaric acid, *Chemosphere*", Vol 54, Issue 3, pp. 291-295, 2004.
- [31] N.S. Inchaurredo, P. Massa, R. Fenoglio, J. Font, P. Haure, "Efficient catalytic wet peroxide oxidation of phenol at moderate temperature using a high-load supported copper catalyst", *Chemical Engineering Journal*, Vol 198–199, pp. 426-434, 2012.
- [32] Assadawoot Srikhaow, Siwaporn Meejoo Smith, "Preparation of Cu₂(OH)₃NO₃/ZnO, a novel catalyst for methyl orange oxidation under ambient conditions", *Applied Catalysis B: Environmental*, Vol 130–131, pp. 84-92, 2013.
- [33] Guo-min Cao, Mei Sheng, Wen-feng Niu, Yu-lei Fei, Dong Li, "Regeneration and reuse of iron catalyst for Fenton-like reactions", *Journal of Hazardous Materials*, Vol 172, Issues 2–3, pp. 1446-1449, 2009.