

Optimization of Hybrid Black Toner Synthesis from Waste Toner

R. Vaira Vignesh

Research Associate, Researchers Club, Noida, India

U.G. Scholar, Department of Mechanical Engineering, Karpagam College of Engineering (Autonomous), Coimbatore,

Affiliated to Anna University, Chennai, India

ABSTRACT: The toner is used in photocopiers to form the latent electrical image on the drum. The paper picks up the toner particles (image), when it slides over the drum. Specific factors cause 10% of toner particles (approximately) to be left over the drum. This left out toner is cleaned by the unit to ensure the copy quality of the proceeding copies. This left out toner is called as waste toner and is collected in cleaner sump. If this waste toner is used in the photocopiers, the quality of the copier is reduced. The waste toner is mixed in proportion with Nano phase Carbon and original toner to get Hybrid Black Toner. The original toner is the toner prescribed for the photocopier by the manufacturer. By implementation of this technique, the cost of photocopy can be reduced and the quality of the photocopy can be increased. The Hybrid Black Toner synthesis is optimized by Single Variable Optimization Algorithm.

KEYWORDS: Single Variable Optimization Algorithm, Original toner, Waste toner, Nano phase Carbon (Carbon Black Nano Powder), Hybrid Black Toner

I. INTRODUCTION

The photocopiers make use of toner to form images and text on the paper. The document is scanned and latent electrical image is formed over the drum. Then toner is sprayed over the drum. ^[1] The inability of the paper to grasp the complete toner particles when it slides over the drum results in sedimentation of toner over the surface of the drum roller. This left over toner known as waste toner is cleaned by the cleaning unit and deposited in the cleaner sump. The waste toner is neither recycled nor reused because of its inefficiency to produce quality print.

Dumping of waste toner in the land causes adverse effects the environment. The waste toner is neither recycled nor reused and it is simply dumped in the landfills. ^[2] This method of reusing the waste toner reduces the impact of adverse effects made by dumping of waste toner.

II. TONER

Toner is a dense, powdery substance with carbon black as its major proportion. ^[3] The thermal properties of the toner should be soft for the fuser to bind and hard enough so that the toner particles are not fused in the photoreceptor at the developmental stage. The rheological properties of the toner must allow coalescence, spreading and finally penetration into the paper for best photo copy. ^[4] Rheology is the study of flow and deformation of materials under applied forces. The measurement of rheological properties is applicable to all materials – from fluids such as dilute solutions of polymers and surfactants through to concentrated protein formulations, to semi-solids such as pastes and creams, to molten or solid polymers. ^{[5], [6], [7]} Most of the photocopiers work on *xerographic* technique. ^[8]

III. WASTE TONER

The toner is used in photocopiers to form the latent electrical image on the drum. The paper picks up the toner particles (image), when it slides over the drum. Nearly 10% of toner particles are left over the drum for a normal document.^[9] The quantity of waste toner produced depends upon the usage of toner and the inability of the paper to grasp complete toner particles from the drum.

The waste toner cannot be used for further photocopying, as it does not satisfy the chemical properties and the quality of original toner. The waste toner is hazardous ^{[10Error! Reference source not found.], [11], [12]} and has to be recycled. This waste toner is cleaned by the cleaning unit and it is collected in waste toner collector unit or cleaner sump. The quantity of waste toner produced depends upon the usage of toner and the inability of the paper to grasp complete toner particles from the drum.

IV. EXISTING SYSTEM

The Hybrid Black Toner is prepared using the original toner, waste toner and Carbon Black Nano powder. The original toner and the waste toner are mixed in the ratio and Carbon Black Nano powder is added to the above mixture. This composition is made to obtain a homogeneous mixture. The mixture has to be sintered at 413K for about 2 hours obtain the rheological properties. The original toner is added in proportion to maintain the fusing properties of the hybrid black toner.

V. OPTIMIZATION

In the simplest case, an optimization problem consists of maximizing or minimizing a real function by systematically choosing input values from within an allowed set and computing the value of the function. The generalization of optimization theory and techniques to other formulations comprises a large area of applied mathematics. The existing system has to be optimized for efficient use of waste toner.

Single Variable Optimization Algorithms is used to solve minimization problems of the following type - maximise $f(x)$, where $f(x)$ is the objective function and x is a real variable. Here, x denotes the percentage of Carbon Nano Powder to be included for Hybrid Black Toner for optimized output and $f(x)$ denotes the quality (in terms of percentage) of the photocopies

The purpose of an optimization algorithm is to find a solution x , for which the function $f(x)$ is maximum.

VI. CURVE EQUATION

Let y be the required equation and x be the variable.

$$y \propto f(x) \quad \text{Eq. 1}$$

For calculation, let us consider,

$$y = k * f(x) \quad \text{Eq. 2}$$

Where k is a constant of proportionality constant.

VII. CURVE ANALYSIS

Considering the maximum possible efficiency of the machine as 90% and this possible efficiency is achieved by 0.1% of Carbon Black Nano Powder (assumption), the curve can be analysed as follows. By trial method, introducing $f(x)$ as $x^{0.5}$, the Equation. 2 becomes

$$\Rightarrow \begin{aligned} y &= k * x^{0.5} \\ y^2 &= k * x \quad \text{Eq. 3} \end{aligned}$$

Where 'k' is the constant introduced.

When $x = 0.1$ and $f(x) = 0.9$

$$y^2 = k * x$$

$$\Rightarrow (0.9)^2 = k (0.1)$$

$$\Rightarrow k = 0.81/0.1$$

$$\Rightarrow k = 8.1$$

The general equation of the curve is $y^2 = 8.1 * x$ Eq. 4

VIII. CURVE TRACING

$$y^2 = 8.1 * x$$

$$y = \sqrt{8.1 * x}$$

$$y = 2.846 * x^{0.5} \quad \text{Eq. 5}$$

Differentiating the above equation,

$$\frac{dy}{dx} = 2.846 * x^{-0.5} / 2$$

$$\frac{dy}{dx} = 1.423 * x^{-0.5} \quad [2. \text{Equation}]$$

$$\frac{dy}{dx} > 0 \text{ for } x \geq 0 ; x < \infty$$

\Rightarrow Curve is increasing in $x \geq 0$ and $x < \infty$

Differentiating the [2. Equation]

$$\frac{d}{dx} \left(\frac{dy}{dx} \right) = -1.423 * x^{-3/2} / 2 \frac{d^2y}{dx^2} = -0.7115 * x^{-3/2}$$

$$\frac{d}{dx} \left(\frac{dy}{dx} \right) < 0 \text{ for } x \geq 0 \text{ and } x < \infty$$

\Rightarrow Curve is concave upward

$$\Rightarrow f(x) = \begin{cases} 4ax, & 0 \leq x \leq 0.1 \\ 0.9, & x > 0.1 \end{cases} \quad \text{Eq. 6}$$

The Table 1 lists the result based on the above deduced equation.

X	$y^2 = 8.1 * x$	y
0	8.1*0	0.0000
0.01	8.1*0.01	0.2846
0.02	8.1*0.02	0.4024
0.03	8.1*0.03	0.4929
0.04	8.1*0.04	0.5692
0.05	8.1*0.05	0.6363
0.06	8.1*0.06	0.6971
0.07	8.1*0.07	0.7529
0.08	8.1*0.08	0.8049
0.09	8.1*0.09	0.8538
0.1	8.1*0.1	0.9000

Table 1 Result based on equation

The curve, f(x) is minimum when $x = 0$ and maximum when $x = 0.1$

$$f(x) = \begin{cases} kx, & 0 \leq x \leq 0.1 \\ 0.9, & x > 0.1 \\ k = 8.1 \end{cases} \quad \text{Eq. 7}$$

IX. SYNTHESIS OF HYBRID BLACK TONER

The Hybrid Black Toner is prepared using the original toner, waste toner and Carbon Black Nano powder. The original toner and the waste toner are mixed in the ratio 20:79.9. Zero point one percent of Carbon Black Nano powder is added to the above mixture. This composition is made to obtain a homogeneous mixture.

The original toner is added in proportion to maintain the fusing properties of the Hybrid Black Toner. So the overall composition of Hybrid Black Toner is as follows:

1. 79.9% of Waste toner
2. 0.1% of Carbon Black Nano powder
3. 20% of Original toner

X. SEM ANALYSIS





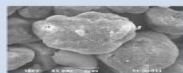
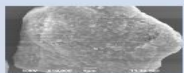

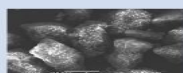
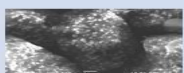
Sl.	Image 1	Image 2	Image 3
1			
	Original toner	Original toner	Original toner
2			
	Waste Toner	Waste Toner	Waste Toner
3			
	Hybrid Black Toner	Hybrid Black Toner	Hybrid Black Toner

Fig. 1 SEM Analysis

XI. EDAX ANALYSIS

The composition of the Hybrid Black Toner is given in *Error! Reference source not found. Table. 2* as per the information obtained from the EDAX analysis as shown in the Fig. 2

1. Spectrum processing:
 - a. Peaks possibly omitted: 4.521, 8.016 keV
2. Processing option:
 - a. All elements analyzed (Normalized)
 - b. Number of Iterations: 5

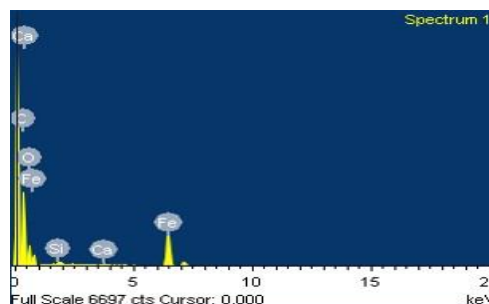


Fig. 2 EDAX analysis of Hybrid Black Toner

International Journal of Innovative Research in Science, Engineering and Technology

An ISO 3297: 2007 Certified Organization

Volume 4, Special Issue 2, February 2015

5th International Conference in Magna on Emerging Engineering Trends 2015 [ICMEET 2015]

On 27th & 28th February, 2015

Organized by

Department of Mechanical Engineering, Magna College of Engineering, Chennai-600055, India.

Element	Apprx. Conc.	Intensity Corn.	Weight %	Weight % Sigma	Atomic %
C K	95.52	0.9278	86.10	0.78	72.00
O K	21.73	0.5162	22.92	0.82	22.09
Si K	00.48	0.8439	00.31	0.09	00.17
Ca K	00.53	1.0231	00.25	0.08	00.11

Table. 2 Hybrid Black Toner – Elements present

XII. TEST RESULTS

The photocopies taken using the toner and their corresponding scanned documents are as shown in the Fig. 3 and Fig. 5. The test results are compared with the result obtained from the research article [9] and a survey has been taken from various professionals, students and public.




Fig. 3 Original Document




Fig. 4 Hybrid Black Toner

XIII. COMPARISON – TEST RESULT VS EQUATION RESULT

The equation result has been taken from the Table. 1 **Error! Reference source not found.** and test result from the research article [9].

X	Test result	Equation result
0	0	0.0000
0.01	0.30	0.2846
0.02	0.40	0.4024
0.03	0.50	0.4929
0.04	0.55	0.5692
0.05	0.65	0.6363
0.06	0.70	0.6971
0.07	0.75	0.7529
0.08	0.80	0.8049
0.09	0.85	0.8538
0.1	0.90	0.90

Table. 3 Comparison – Test result vs Equation result

XIV. CONCLUSION

The Carbon Black Nano Powder addition to waste toner in considerable amount with that of original toner in the ratio of 0.1:79.9:20 is sufficient to form Hybrid Black Toner which has been optimised using Single Variable Algorithm Optimization technique. From the results of **Error! Reference source not found.** and **Error! Reference source not found.**, it can be strongly proved that the Hybrid Black Toner is capable of producing images effectively with respect to its original colour. Added to this, the depth of hybrid black toner in fonts is consistent with the depth of original toner in fonts. So it is practically applicable in the photocopiers.

The alternative use of waste toner as principal medium of copying is suggested. This Hybrid Black Toner qualities are consistent with that of original toner. So, it can be used as an alternative to the original toner.

REFERENCES

1. Adhesion of Photo Electrographic Toner on Paper* – Hartus. T - Helsinki University of Technology, Department of Automation and System Technology, Laboratory of Media Technology, Finland.
2. *Paper presented in Finnish Chemical Congress, Kemia 2001, Helsinki
3. "Photocopier and Laser Printer Hazards". London Hazards Centre. 2002.
4. "Electro Photographic Toner with Magnetic Particle additive" US Patent Number: 5641601 – Shiumitum, Kazllhro, Nakazawa etal, Japan
5. "Chromium Oxide Nano Powder – An Alternative to Fuser Oil in Photo Copiers" Authors: Mr. R. Vaira Vignesh – IEEE Xplore – 8th International Conference on Intelligent Systems and Control – ISBN: 978-1-4673-4359-6
6. 7120380 Electrostatographic apparatus having transport member with oil – absorbing layer; Inventor: Ferrar, et al. Filed: October 14, 2004.
7. Kittelberger, Steve and Sacripante, Guerino, "Easily deinkable toner: A solution to the deinking problem for small mills". *Pulp & Paper Canada*. 104:5, (2003) p.37.
8. Material Safety Data Sheet – EP L Toner Cartridge; ST9152 MICR Toner Cartridge
9. List of printers that do not display tracking dots <http://www.eff.org/Privacy/printers/list.php>
10. "Synthesis of Hybrid Black Toner from Waste Toner Using Nano Technology – Optimization Technique" Authors: ¹ Mr. R. Vaira Vignesh, ² Mr. G. Gnanakumar
11. Journal: *International Journal of Engineering and Technology* ISSN: 2249 – 8958 Volume – 3, Issue – 3, February 2014 – Article No. 42 – Pages: 204 – 213
12. Particle Emission Characteristics of Office Printers CONGRONGHE, LENTAPLIN, LENTAPLIN – International Laboratory for Air Quality and Health – Queensland University of Technology, Brisbane QLD 4001, Australia and Queensland Department of Public works, Brisbane, QLD 4001, Australia.
13. Hazards of Toner particles, By Siobhan Egan
14. Nakamura Y, Kutsuwada N, (October 1-5, 1989). "Direct measurement of toner particle size". Industry Applications Annual meeting, 1989. IEEE XPLORE pp.2239-2242