

# **Kinetics of Oxidation of Aromatic Anil by Pyridinium Dichromate – Study of the Effects Oxidants, Substrate, Solvent and Perchloric Acid**

G.Mathubala<sup>1</sup>, R.Kalpana Devi<sup>2</sup>

Assistant Professor of Chemistry, Bharath university, Chennai – 73, India

**ABSTRACT :** The kinetic study of simple and substituted anils were studied under various conditions viz., solvent, oxidants, electrolyte, catalysts and mixture of catalysts and temperature; simple and substituted anils, pyridinium Chloro Chromate (PCC), Pyridinium Dichromate (PDC) were prepared in the laboratory and kinetic study were carried out. The graphs were drawn at all relevant places and results were obtained in full satisfaction.

**KEYWORDS:** simple and substituted anils, Pyridinium Chlorochromate [PCC], Pyridinium Dichromate [PDC], Osmiumtetroxide, oxidation

## **I.INTRODUCTION**

Among oxo derivatives of variable valence metals, Chromium compounds play the most important role, in oxidative reaction. A number of Chromium reagents are readily available. Almost every oxidisable functional group may undergo Chromium oxidation. Chromium (VI) containing reagents include Chromium acid, dichromate ion, Chromyl chloride, chromyl acetate, *t*-butyl Chromate, Chromyl nitrate and Co-ordination complexes of Chromium trioxide.<sup>1-2</sup>

Chromium (VI) oxidations are usually performed under acidic conditions. Co-solvents like (Jones's reagent) benzene, methylenechloride (Two Phase system) are often added in order to deal with water insoluble organic complexes. The oxidation rate is generally high under acid catalysed conditions, however the low pH of the reaction medium and the presence of water favouring hydrolytic conditions exclude the use of this class of reagents for the oxidation of molecules containing acid sensitive groups.[1]

Polymer supported Chromium (VI) reagents have also been developed. These reagents offer the advantage of reducing the work of procedure to more filtration. Recently some neutral or almost neutral Chromium (VI) reagents have been developed to effect oxidation under mild conditions.

Pyridinium Chlorochromate (PCC) introduced by Covey et al<sup>3</sup> is widely used in the oxidation of alcohols. Pyridinium fluorochromate has a less pronounced acidity and is an effective agent for the oxidation of polycyclic organic substrates.[2] PFC was developed by Bhattacharjee and coworker.<sup>4</sup>

In 1986, Narayanan and Balasuramaniam<sup>5</sup> introduced Pyridinium bromochromate. This is an efficient oxidant for alcohols and a brominating agent as well. Firouzahadi and Coworkers used Zinc chromates. This is a very useful reagent for the oxidation of variety of organic compounds, including alcohols, oximes, olefins and aromatic hydrocarbons.[5]

They have also shown chromium peroxide complexes as versatile, mild and efficient oxidants in organic synthesis. Chlorotrimethyl Silane, Imidazolium dichromate, 2,2'-Bipyridyl chlorochromate (BPCC) and the corresponding chromate (BPC) have been proposed as oxidants for the oxidation of the hydroxyl group to the carbonyl group. 4-(dimethylamino)-pyridinium chlorochromate and chromyl nitrate have been shown to be efficient and mild oxidants in aprotic media. Naphthyridinium chlorochromate, Pyrazinium chlorochromate, tetrabutyl ammonium chlorochromate, dimethylpyrazole chromate, tetrabutyl ammonium dichromate, Pyridine complex of oxidiperoxochromium and the dipyridine complex of chromium trioxide are some of the Chromium (VI) oxidants introduced in the last twenty years.[6] Quinolinium Chlorochromate was used by Bhavani et al

# International Journal of Innovative Research in Science, Engineering and Technology

(An ISO 3297: 2007 Certified Organization)

Vol. 4, Issue 1, January 2015


to oxidize methyl phenyl sulphoxides. Quinolinium dichromate was introduced by Balasubramanian and Prathiba<sup>6</sup> as an effective oxidant under non – aqueous conditions.[7]

Pyridium Chlorochromate (PCC) is irreplaceable in the generation of functional groups in highly unsaturated carbinols and pyrrols. yet mildly acidic character of Pyridinium chlorochromate precludes its use with acid sensitive substrates or products. Pyridium Chlorochromate oxidation has been investigated under various condition on different substrates. Despite the introduction of numerous oxidants based on chromium (VI) not much work has been done to investigate the mechanism of oxidation in these cases.

## II.PYRIDIDIUM DICHROMATE AS AN OXIDANT

Pyridium dichromate in acetic anhydride was shown to be an efficient oxidant for alcohols by Anderson and coworkers. Pyridium dichromate (PDC) ( $C_5H_5NH^+ 2 Cr_2O_7$ ) a stable bright orange solid (mp. 144 – 146<sup>o</sup> c) is simply prepared in quantity by dissolving  $CrO_3$  in a minimum of water, adding Pyridine and collecting the precipitated product. The composition and structure of the product was confirmed by elemental analysis and infrared spectrum (nujol null) which showed bands at 930, 875, 765 and 730  $cm^{-1}$  (characteristic of dichromate ion 27).

PDC is very soluble in water, dimethylformamide, dimethyl sulphoxide or dimethyl acetamide and the solutions are relatively stable. [9] It is sparingly soluble in methylchloride, ethanol – free chloroform or acetone, and not noticeably soluble in hexane, toluene ether or ethylacetate. Although PDC dissolves in acetonitrile, the solution is not stable. Most of the experiments have been carried out with solution of PDC in DMF or in methylene chloride suspensions. It liberates iodine from an aqueous acidic solution as follows:



## III.REACTIONS OF PDC

Pyridium dichromate (PDC) in N,N – dimethyl formamide or dichloromethane is nearly neutral non – aqueous chromium (VI) oxidant. This species probably present in the Sarret and Conferth oxidizing mixtures. Although specific reference has been made to oxidation of alcohols by Pyridium dichromate itself in a short note 28, there is no indication of any unusual effectiveness, utility, or advantage to be gained by the preformed pyridium dichromate as a discrete oxidizing species before Corey and Schnuidt prepared it in 1979.[11] Solutions of Pyridium dichromate in DMF rapidly oxidize allylic alcohols<sup>44</sup> to alpha, beta – unsaturated carbonyl compounds at 0<sup>o</sup> C. Kinetics and mechanism of oxidation of cyclic ketoximes by Pyridium dichromate and Quinolinium dichromate was investigated by Chidambaranathan et al.<sup>7</sup>

Oxidation kinetics of Cyclanols by Pridiniumdichromate was studied by Padma et al.

Kinetics and mechanism of oxidation of some *ortho*- substituted benzyl alcohol by PDC was studied by Kabilan and Thenmozhi. Kinetics and mechanism of oxidation of some substituted phenylmethyl sulphoxide using PDC was reported by Meenakshisundaram et al.<sup>8</sup>

Oxidation of S – phenylmercaptoacetic acid and phenoxyacetic acid by PDC was studied by Kabilan and Krishnasamy.<sup>9</sup> Gurumurthy et al<sup>10</sup> investigated a comparative study on the kinetics of oxidation of some secondary alcohols by 1 – chlorobenzotriazole and PDC.[12]

# International Journal of Innovative Research in Science, Engineering and Technology

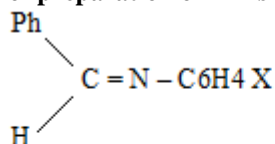
(An ISO 3297: 2007 Certified Organization)

Vol. 4, Issue 1, January 2015

## IV. EXPERIMENTAL

### 4.1 PREPARATION OF ANILS

#### 4.1.1. General method of preparation of Anils :



Where X = H , p - CH<sub>3</sub> , p - OCH<sub>3</sub> , p - Cl , p - Br , P - COOH ,

p - NO<sub>2</sub> , m - CH<sub>3</sub> , m - Cl , m - NO<sub>2</sub>

The anils were prepared 87a by refluxing equimolar quantities of benzaldehyde and aniline or substituted anilines in alcohol for about 2 to 3 hrs. The resulting solution was cooled and poured into the cold water. The precipitated anil was filtered, washed, dried and recrystallised from alcohol. The purity of anils were checked by determining their melting points ( Table 1.1).

Table - 1.1

S.No.			m.pt. 0 C	
	R'	R'	Observed	Literature
1	H	H	54.5	54
2	p - CH <sub>3</sub>	H	36.0	35
3	p - OCH <sub>3</sub>	H	61.0	60
4	p - Cl	H	62.5	62
5	p - Br	H	57.0	56 - 57
6	PCOOH	H	134.0	135
7	p - NO <sub>2</sub>	H	121.0	120
8	m - Cl	H	58.5	58
9	m - CH <sub>3</sub>	H	114.0	115
10	m - NO <sub>2</sub>	H	65.0	66

#### 4.1.2. Preparation Of Pyridinium Dichromate (PDC)

Pyridine ( 80.6 ml ) was gradually added to a cooled solution of 100 gm ( 1 mol ) of Cr<sub>2</sub>O<sub>3</sub> in 100 ml water at 30 C . The solution was distilled with 400 ml of acetic acetone and cooled to 20 c . After 3 hrs. the orange crystals were collected , washed with acetone and dried in vacuo.

#### 2.13. Purification of Acetic acid [13]

Acetic acid of AR grade was first refluxed with chromium trioxide ( 20g per litre ) for 4hrs. and then distilled . It was refluxed again with Chromium trioxide again with chromium trioxide ( 2g per litre ) for 2 hrs. Then it was fractionated through a Dufton column and the fraction at 117 - 118<sup>0</sup> was collected.

#### 2.1.4. Purification of water

De - ionized water was distilled over Potassium Permanganate in an all glass corning vassel . All the aqueous solutions were prepared using this double - distilled water .

# International Journal of Innovative Research in Science, Engineering and Technology

(An ISO 3297: 2007 Certified Organization)

Vol. 4, Issue 1, January 2015

## V.KINETIC MEASUREMENTS

The reactions were carried out in 60% (v/v) acetic acid - water under pseudo - first order conditions taking always the substrate in excess. The solutions of the described concentrations were prepared.

1. Anil in acetic acid
2. PCC in water
3. Sodium perchlorate in water
4. Perchloric acid in water

All the solutions were thermostated atleast one hour before use .The progress of the reaction was monitored by withdrawing aliquots from the reaction mixture at regular intervals of time and estimating the unreacted PDC by iodometric method.[14].

## VI.PRODUCT ANALYSIS

The reactants in the ratio anil : PDC ( 1 : 10 ) in the 70 % acetic acid were mixed under kinetic conditions . The products of oxidation were identified as the corresponding benzaldehyde and nitrosobenzene . benzaldehyde was characterized as the 2, 4 – dinitrophenyl hydrozone derivative . The remaining solution on evaporation yielded nitrobenzene , which was identified by its characteristic UV spectrum .

## VII. STOICHIOMETRY

The stoichiometry of the reaction was determined by carrying out several sets of experiments with varying amounts of [PDC] largely in excess over [anil]. The estimation of unreacted PCC showed that one mole of anil reacts with two mole of PDC [ ie ., 1 :1)

## VIII.RESULTS AND DISCUSSIONS

Kinetics and mechanism of several organic substrates by PDC 1- 12 were documented. But there are no systematic kinetic reports of the oxidation of Osmium ( VIII ) . Catalysed oxidation of benzaldehyde anils by Os ( VIII ) complexes . This prompted us to undertake the title for investigation .

### 8.1.Effect of varying the concentration Oxidant

The oxidation of aromatic anil by PDC was investigated at several initial concentrations of the oxidant in 70 % acetic acid media. The plot of log [PDC] Vs time ie., the plot log titre Vs time was linear indicating a first order dependence of rate on PDC ;, values of the pseudo first order rate constants  $k_{obs}$  were calculated from the plots , according to the first order equation by the method of least squares . reaction was found to be First order in PCC as shown by the linear plot of log titre value vs time (Table – 2.1 ).

Table – 2.1  
[ANIL] =  $9.995 \times 10^{-3}$  M      AcOH : H<sub>2</sub>O = 70 : 30 (V/V)  
[ HClO<sub>4</sub> ] =  $7 \times 10^{-3}$  M      Temp. = 35 °C

[ PCC ] X 10 <sup>4</sup>	K <sub>obs</sub> x 10 <sup>4</sup> S <sup>-1</sup>
5.35	5.02
10.6	5.89
16.0	5.92
21.3	5.95

### 8.2.Effect of varying the concentrations of Substrate

The reaction was carried out under with varying concentration s of Anil , always kept in excess , with constant concentrations of PDC. The rate constant in k increased linearly with substrate concentration ( Fig. 1 ) with a slope of 0.62 indicating fractional order dependence on the substrate concentration[15]

## International Journal of Innovative Research in Science, Engineering and Technology

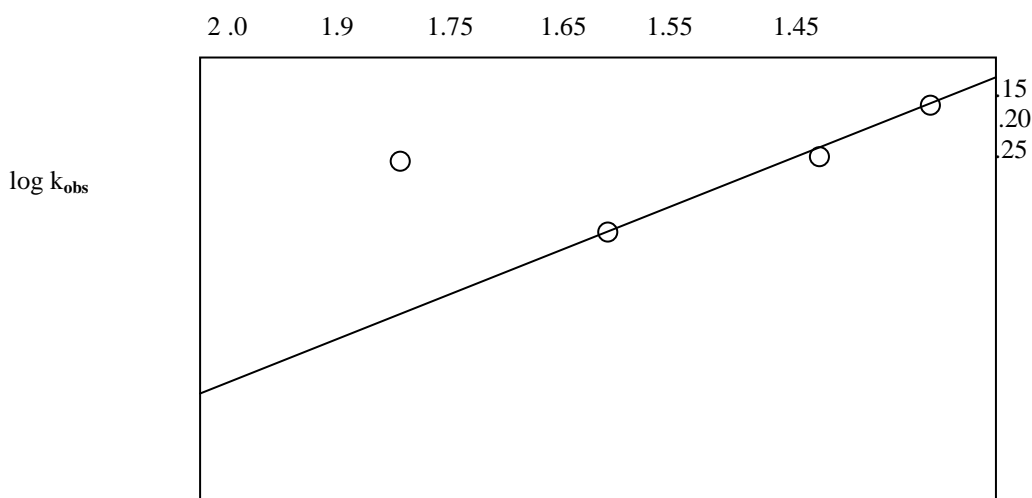
(An ISO 3297: 2007 Certified Organization)

Vol. 4, Issue 1, January 2015

(Table – 2 .2)

Table – 2.2  
[PDC] =  $1.06 \times 10^{-5}$  M      AcOH : H<sub>2</sub>O = 70 : 30 (V/V)  
[ HClO<sub>4</sub> ] =  $7 \times 10^{-3}$  M      Temp. = 35 °C

[ ANIL ] X 10 <sup>3</sup>	K <sub>obs</sub> x 10 <sup>4</sup> S <sup>-1</sup>
9.99	5.890
14.99	7.210
19.99	8.830
24.97	10.450



### 8.3..Effect of varying Solvent Composition

The reaction was studied under the three different acetic acid composition under constant [reactants]. It was found that as the percentage of acetic acid increased , the rate constant increased. The enhanced rate may be attributed to the formation of acetochromate ion . The acetyl group enhances the electron accepting power of chromium , there by facilitating the reaction [ Table 2.3]

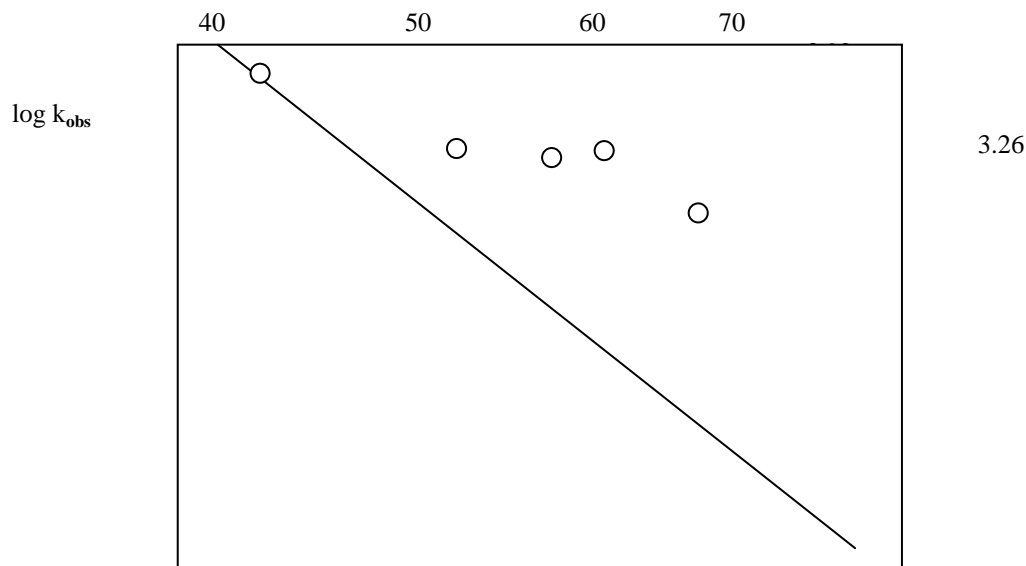
## International Journal of Innovative Research in Science, Engineering and Technology

(An ISO 3297: 2007 Certified Organization)

Vol. 4, Issue 1, January 2015

**Table – 2.3**  
 [ANIL] =  $9.995 \times 10^{-3} \text{ M}$       AcOH : H<sub>2</sub>O = 70 : 30 (V/V)  
 [ HClO<sub>4</sub> ] =  $7 \times 10^{-3} \text{ M}$       Temp. = 35 °C

% AcOH	K <sub>obs</sub> x 10 <sup>4</sup> S <sup>-1</sup>
60	3.21
70	5.89
80	12.27
70	1.932



### 8.4.Effect of varying Perchloric Acid

The reaction was studied with varying concentration of Perchloric acid and by keeping other [reactants] constant. It was found that as the concentration of Perchloric acid increased, the rate constant also increased [ Table 1.6]. The plot of log [ HClO<sub>4</sub> ] against logKobs. gave slope of 0.47 ( Table 2.4 ; Fig. 2 )

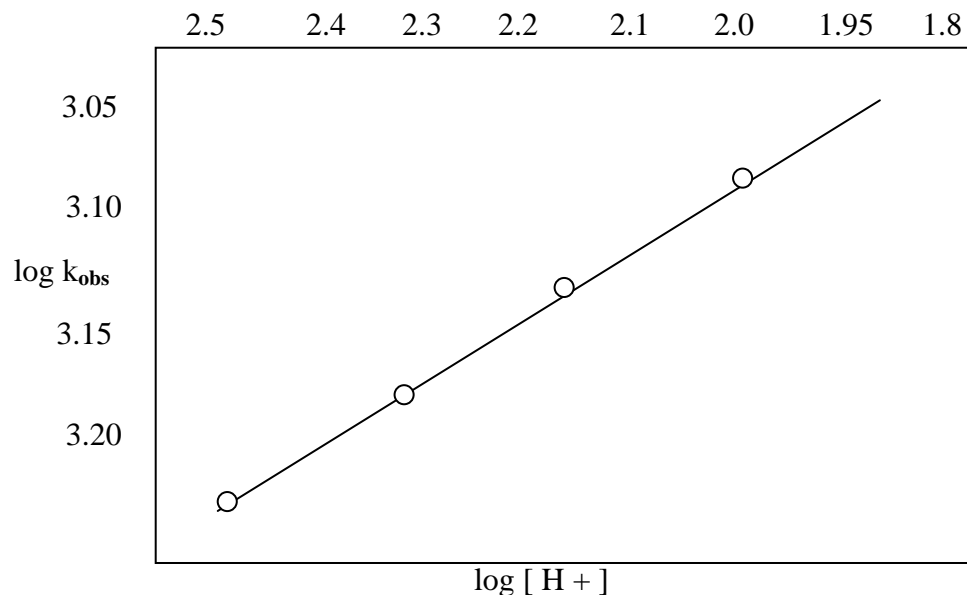
## International Journal of Innovative Research in Science, Engineering and Technology

(An ISO 3297: 2007 Certified Organization)

Vol. 4, Issue 1, January 2015

Table – 2.4  
[ANIL] =  $9.995 \times 10^{-3} \text{ M}$       AcOH : H<sub>2</sub>O = 70 : 30 (V/V)  
[ HClO<sub>4</sub> ] =  $7 \times 10^{-3} \text{ M}$       Temp. = 35 °C

[ HClO <sub>4</sub> ] X 10 <sup>3</sup>	K <sub>obs</sub> X 10 <sup>4</sup> S <sup>-1</sup>
3.5	4.63
7.0	5.89
10.5	7.07
14.0	9.21



3.25

Fig. 2

### REFERENCES

1. K.B. Wilberg , “ oxidation in organic Chemistry ” Part ‘A’ 69 Academic Press , New York , (1965 )
2. Lydia Caroline M., Vasudevan S., "Growth and characterization of pure and doped bis thiourea zinc acetate: Semiorganic nonlinear optical single crystals", Current Applied Physics, ISSN : 1567-1739, 9(5) (2009) pp. 1054-1061.
3. G.Cainelli and G.Cardillo , “ Chromium Oxidatio in Organic Chemistry ,” 5 Springer – Verlag Perling Hiedelberg ( 1984)
- 4.Lydia Caroline, M., Kandasamy, A., Mohan, R., Vasudevan, S., "Growth and characterization of dichlorobis 1-proline Zn(II): A semiorganic nonlinear optical single crystal", Journal of Crystal Growth, ISSN : 0022-0248, 311(4) (2009) pp. 1161-1165.
5. E.J. Covey and J.W.Suggs , Tetrahedron Lett., 2647 ( 1975)

# International Journal of Innovative Research in Science, Engineering and Technology

(An ISO 3297: 2007 Certified Organization)

**Vol. 4, Issue 1, January 2015**

6. Nagarajan, C., Madheswaran, M., "Experimental study and steady state stability analysis of CLL-T series parallel resonant converter with fuzzy controller using state space analysis", Iranian Journal of Electrical and Electronic Engineering, ISSN : 1735-2827, 8(3) (2012) pp.259-267.
7. M.N.Bhattacharjii , M.K.Chaudri , H.S.Dasgupta and N.Poy ,Synthesis , 588 , ( 1982 )
8. Parthasarathy R., Ilavarasan R., Karrunakaran C.M., "Antidiabetic activity of Thespesia Populnea bark and leaf extract against streptozotocin induced diabetic rats", International Journal of PharmTech Research, ISSN : 0974-4290, 1(4) (2009) pp. 1069-1072.
9. N.Narayanan and T.R.balasubramanian , Indian J.Chem. 25 B , 228 ( 1986)
10. Poongothai S., Ilavarasan R., Karrunakaran C.M., "Simultaneous and accurate determination of vitamins B1, B6, B12 and alpha-lipoic acid in multivitamin capsule by reverse-phase high performance liquid chromatographic method", International Journal of Pharmacy and Pharmaceutical Sciences, ISSN : 0975 - 1491, 2(S4) (2010) pp. 133-139.
11. K.Balasubramanian and Prathiba , Indian J.Chem., 25 B , 326 (1986)
12. V.Chidambaranathan , M.Phil, Thesis , Annamalai University ( 1989 )
13. K.S.P. Meenakshisundaram , Ph.D., Thesis , Annamalai University ( 1991 )
14. K.Krishnasamy , , M.Phil, Thesis , Annamalai University ( 1991 )
15. R.Gurumurthy , G.Mangalam , M.Gopalakrishnan , A.Mohanakumar , P.Sankar and K.Sathyarayanan , Asian J.Chem. 4 , 903 ( 1992)
16. G.Mathubala , Dr.T.Jayadoss, Evaluation of Non-Conventional Fertilizers On The Growth Response of Zinnia Seedlings ,International Journal of Innovative Research in Science, Engineering and Technology, ISSN: 2319-8753, pp 8360-8376 , Vol. 3, Issue 1, January 2014.
17. G.Mathubala , S.Rosy Christy , Hazardous Materials - Restriction, International Journal of Innovative Research in Science, Engineering and Technology, ISSN: 2319-8753 , pp 4398-4400 , Vol. 2, Issue 9, September 2013.
18. G.Mathubala, Dr.V.Krishnasamy , KINETICS OF OXIDATION OF SCHIFF BASE BY CHLORAMINE –T CATALYSED BY MIXTURE OF Os ( VIII) AND Ru (III) – EFFECT OF OSMIUM TETRAOXIDE AND RUTHENIUM CHLORIDE , International Journal of Innovative Research in Science, Engineering and Technology , ISSN: 2319-8753 , pp 2756-2762, Vol. 2, Issue 7, July 2013 .
19. G.Mathubala, Dr.V.Krishnasamy , KINETICS OF OS( VIII ) CATALYSED OXIDATION OF BENZALDEHYDE ANILS BY PDC – STUDY OF THE EFFECTS OF SUBSTRATE , International Journal of Innovative Research in Science, Engineering and Technology , ISSN: 2319-8753 , pp 2467-2472 , Vol. 2, Issue 5, May 2013.
20. H.S.RUPA, Role of Human Resource Manager in Managing Stress of Employees in Manufacturing Concerns , International Journal of Innovative Research in Science, Engineering and Technology , ISSN: 2319-8753, pp 10234-10237, Vol. 3, Issue 3, March 2014.
21. G.Ayyapan, Chemo Informatics QSAR Analysis of Nitroaromatic Compounds Toxicity, International Journal of Innovative Research in Science, Engineering and Technology, ISSN: 2319-8753, pp 372-375, Vol. 2, Issue 2, February 2013.