

Spectrum Sensing Technique with FPGA Implementation Using System Generator

Sharad B. Gholap¹, Dr. R. V. Kshirsagar², Mr. Amrut Manohar Nadgouda³

Research Scholar, PCE, Nagpur, RTMU, Nagpur, India¹

Principal, PIGCE, Nagpur, RTMU, Nagpur, India²

PG Student, Sinhgad Institute of Technology, Lonavala, SPPU Pune, India³

ABSTRACT: This work exhibits a range detecting procedure taking into account the entropy of recurrence area autocorrelation of accepting sign at various cyclic frequencies. The execution of the proposed detecting procedure is contrasted and other detecting systems, for example, vitality recognition utilizing Bayesian and Neyman–Pearson criteria, entropy estimation under recurrence space, cyclostationary highlight identification. The execution of detecting calculations is additionally broke down for single hub and multi-hub/agreeable environment under most plausible channel impacts, for example, blurring, shadowing, collector’s vulnerability and frees space way misfortune utilizing Monte-Carlo strategies. Recreation results uncover that the proposed detecting system can recognize flags of sign to-commotion proportion up to 24 dB with five hubs in collaboration while keeping up a false caution likelihood of 0.1 and recognition likelihood of 0.9.

KEYWORDS: Cyclic frequency; Cyclostationary detection; Spectrum Sensing; System Generator; Monte-Carlo.

I. INTRODUCTION

The radio range is a characteristic asset vital for development of future era remote frameworks. In any case, because of static range distribution strategies, radio range has turned out to be rare. Then again, late measurable studies on radio range use have demonstrated that the pre-distribution of range groups to particular remote correspondence application prompts poor usage of the range as far as various measurements, for example, recurrence, time and geological space. The essential target of range detecting is to give more range access chances to auxiliary clients without obstruction to the Primary User (PU) or legacy organizes. Moreover, it needs to identify the sign precisely in a low flag to clamor proportion (SNR) environment. A few sign preparing methods are being utilized for sign identification. Mainstream strategies incorporate Matched sifting, Energy location, and the cyclostationary highlight identification. Coordinated sifting is the ideal technique for recognition when earlier learning of got sign, which may not generally be the situation, is accessible. The vitality finder is a basic no reasonable recognition method that can find range gap data rapidly, yet execution is frequently diminished at low SNR as a result of commotion vulnerabilities. If there should be an occurrence of the cyclostationary highlight identification strategy, a more extended perception time diminishes the transmission chances to the CR clients is required. Be that as it may, the cyclostationary highlight location system has better detecting capacity for low SNR signals in contrast with the other two strategies. Then again, entropy based discovery is appeared as a hearty strategy for identification with less perception time. This method depends on the idea that for a balanced sign the entropy or instability is littler than for a sign with no data. In this paper, we investigate entropy estimation utilizing cyclic components of getting signs. This depends on the idea that the entropy of autocorrelation at various cyclic frequencies in the recurrence space has a substantial element range. This, thusly, is because of the way that the Fourier change of the cyclic autocorrelation capacity gives the force range at various cyclic frequencies and its quality will fluctuate broadly for sign contrasted with arbitrary clamor. By and by, detecting execution [probability of location (Pd) and false caution likelihood (Pfa)] of a solitary CR is regularly com guaranteed by multi way blurring and shadowing issues in the medium. To moderate the effect of these issues, agreeable detecting has been appeared to be a successful technique to upgrade the discovery execution by misusing spatial differing qualities. The goal of this paper is to improve the location likelihood by proposing another range detecting method

International Journal of Innovative Research in Science, Engineering and Technology

(An ISO 3297: 2007 Certified Organization)

Vol. 5, Issue 3, March 2016

taking into account entropy estimation utilizing cyclostationary components of the got signals. This methodology is stretched out to brought together Multinode range detecting utilizing delicate choice combination rationale to enhance the execution of the framework.

At long last, the execution of the proposed entropy location utilizing cyclic components is contrasted and vitality recognition utilizing Neyman–Pearson (NP) foundation, vitality discovery utilizing Bayesian rule, cyclostationary highlight (SCF) identification and entropy location in Frequency area. Computerized Video Broadcasting–Terrestrial (DVB-T) signal (as appeared in Fig. 1) is considered as a PU signal under Additive White Gaussian Noise (AWGN), Rayleigh blurring and shadowing environment. For actualizing the sign preparing calculations into equipment, Field Programmable Gate Arrays (FPGAs) are normally utilized. The points of interest are rate of operation because of parallelism, low power utilization and reconfigurable components. Since range detecting will be completed in every CR unit, equipment execution of this is fundamental and just as imperative. In the later past, FPGAs are as a rule famously utilized as a part of sign preparing applications. In this way, the proposed range detecting calculation in view of entropy estimation is actualized in Xilinx Virtex-4 (XC4VSX35-FFG668-10) FPGA.

II. RELATED WORK

SR. NO.	TITLE	AUTHOR	NAME OF JOURNAL/SOURCE	CONTRIBUTION OF AUTHOR	FUTURE SCOPE/ RELEVANCE
1	System Generator: The State-of-art FPGA Design tool for DSP Applications (Department of Electronics and Computer IIT, Rourkee)	Applications of FPGAs for DSP	The values of the percentage of area used and the placement speed are shown and compared	Methodology of designing the model for a useful communication technique using Xilinx System Generator (XSG)	System Generator: The State-of-art FPGA Design tool for DSP Applications (Department of Electronics and Computer IIT, Rourkee)
2.	Simulink based spectrum Sensing (Avila.J,Thenmozhi. K)	Simulink Model Of Cyclostationary Detection Method	Simulink Models	Simulink Model Study	Simulink based spectrum Sensing (Avila.J,Thenmozhi. K)
3.	Cyclostationary Signatures in Practical Cognitive Radio Applications (Paul D. Sutton, Member, IEEE, Keith E. Nolan, Member, IEEE, and Linda E. Doyle, Member, IEEE)	Cyclostationary Signal Analysis	The implementation of a full OFDM-based transceiver	Mathematical Analysis of Cyclostationary Detection Method	Cyclostationary Signatures in Practical Cognitive Radio Applications (Paul D. Sutton, Member, IEEE, Keith E. Nolan, Member, IEEE, and Linda E. Doyle, Member, IEEE)
4.	Comparison of HighLevel FPGA Design Tools for A BPSK Signal Detection Application- Software Defined Radio Technical Conference and Product Exposition (SDR), November 2003.	Comparison of XSG tool and C language and compiler	Evaluation of System Generator	Signal processing algorithm	Comparison of HighLevel FPGA Design Tools for A BPSK Signal Detection Application- Software Defined Radio Technical Conference and Product Exposition (SDR), November 2003.
5.	Meyer-Base, U. Vera, A. Meyer-Base, A. Pattichis, M. Perry, R. , "Discrete wavelet transform FPGA design using MatLab/Simulink" <i>In Proceedings of SPIE The International Society For Optical Engineering, 2006, vol. 6247, pages 624703.</i>	Comparison of the design flows from Altera's DSP Builder Version 5.0 and Xilinx's System Generator Version 7.1	Strengths and weaknesses of two approaches.	Library blocks, Quality of Results	Meyer-Base, U. Vera, A. Meyer-Base, A. Pattichis, M. Perry, R. , "Discrete wavelet transform FPGA design using MatLab/Simulink" <i>In Proceedings of SPIE The International Society For Optical Engineering, 2006, vol. 6247, pages 624703.</i>

International Journal of Innovative Research in Science, Engineering and Technology

(An ISO 3297: 2007 Certified Organization)

Vol. 5, Issue 3, March 2016

III. MOTIVATIONS

The obstruction temperature (IT) model offers a novel approach to perform range portion and administration. Late research has proposed plans that exploit the model; notwithstanding, there are as yet waiting inquiries regarding what precisely IT means, and how it ought to be measured. The temperature portrayal might bode well for warm clamor, yet obstruction carries on in an unexpected way. In 2003, the Federal Communications Commission (FCC) presented the idea of impedance temperature (IT) for "measuring and overseeing obstruction". The thought is to direct gotten control as opposed to transmitted force. Utilizing this model, subjective radios (CRs) working in authorized recurrence groups would be equipped for measuring the present obstruction environment, and modifying their transmission attributes in a manner that their transmissions abstain from raising the impedance temperature over an administrative point of confinement. In the course of recent years, the obstruction temperature model has frequently been perceived as a conceivable answer for the dynamic range allotment issue, yet there have been no genuine plans for really utilizing it. Without a solid strategy, it's hard to say regardless of whether it will be a pragmatic arrangement. Specifically, there are nonlinear interrelations between transfer speed, force, limit, and impedance temperature that make it hard to register ideal transmission parameters. The idea of impedance temperature is indistinguishable to that of commotion temperature. It is a measure of the force and transmission capacity involved by obstruction.

Interference temperature TI is specified in Kevin and is defined as

$$TI(f_c, B) = PI(f_c, B) / kB$$

Where:

PI (fc, B) is the average interference power in Watts centered at fc, covering bandwidth B measured in Hertz. Boltzmann's constant k is $1.38 \cdot 10^{-23}$ Joules per Kelvin degree.

The idea is that by taking a single measurement, a cognitive radio can completely characterize both interference and noise with a single number. Of course, it has been argued that interference and noise behave differently. Interference is typically more deterministic and independent of bandwidth, whereas noise is not. For a given geographic area, the FCC would establish an interference temperature limit, TL. This value would be a maximum amount of tolerable interference for a given frequency band in a particular location.

IV. SPECTRUM HOLE CONCEPT

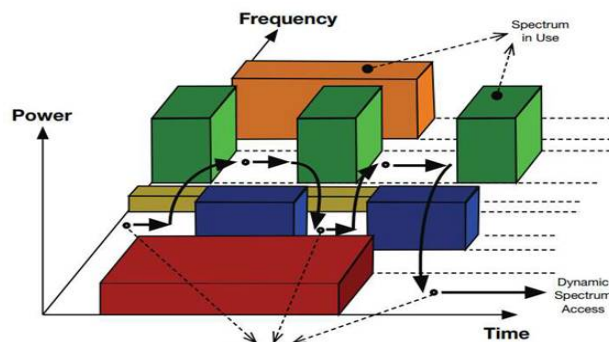


Fig.1. Spectrum Hole

The electromagnetic range is the scope of every single conceivable frequency of electromagnetic radiation. The "electromagnetic range" of an article has an alternate importance, and is rather the trademark dispersion of electromagnetic radiation discharged or consumed by that specific item. The electromagnetic range stretches out from beneath the low frequencies utilized for present day radio correspondence to gamma radiation at the short-wavelength (high-recurrence) end, in this manner covering wavelengths from a large number of kilometers down to a small amount of the extent of a particle.

The farthest point for long wavelengths is the measure of the universe itself, while it is imagined that the short wavelength breaking point is in the region of the Planck length. Most parts of the electromagnetic range are utilized as

International Journal of Innovative Research in Science, Engineering and Technology

(An ISO 3297: 2007 Certified Organization)

Vol. 5, Issue 3, March 2016

a part of science for spectroscopic and other testing associations, as approaches to consider and describe matter. Moreover, radiation from different parts of the range has discovered numerous different uses for correspondences and assembling. For the majority of history, unmistakable light was the main known part of the electromagnetic range. The antiquated Greeks perceived that light went in straight lines and concentrated some of its properties, including reflection and refraction. The investigation of light proceeded, and amid the sixteenth and seventeenth hundreds of years clashing hypotheses viewed light as either a wave or a molecule. The primary revelation of electromagnetic radiation other than obvious light came in 1800, when William Herschel found infrared radiation. He was moving so as to concentrate on the temperature of various hues a thermometer through light split by a crystal. He saw that the most astounding temperature was past red. He estimated that this temperature change was because of "calorific beams" that were a kind of light beam that couldn't be seen. The primary revelation of electromagnetic radiation other than obvious light came in 1800, when William Herschel found infrared radiation. He was moving so as to examine the temperature of various hues a thermometer through light split by a crystal. He saw that the most elevated temperature was past red. He guessed that this temperature change was because of "calorific beams" that were a kind of light beam that couldn't be seen. Maxwell's comparisons anticipated an endless number of frequencies of electromagnetic waves, all going at the rate of light. This was the principal sign of the presence of the whole electromagnetic range. Maxwell's anticipated waves included waves at low frequencies contrasted with infrared, which in principle may be made by swaying charges in a conventional electrical circuit of a specific sort. Endeavoring to demonstrate Maxwell's mathematical statements and identify such low recurrence electromagnetic radiation, in 1886 the physicist Heinrich Hertz manufactured a mechanical assembly to produce and recognize what is currently called radio waves. Hertz found the waves and could gather (by measuring their wavelength and duplicating it by their recurrence) that they went at the pace of light. Hertz additionally showed that the new radiation could be both reflected and refracted by different dielectric media, in the same way as light. For instance, Hertz could center the waves utilizing a lens made of tree sap. In a later trial, Hertz also created and measured the properties of microwaves. These new sorts of waves prepared for innovations, for example, the remote broadcast and the radio. The last parcel of the electromagnetic range was filled in with the disclosure of gamma beams. In 1900 Paul Villard was concentrating on the radioactive emanations of radium when he recognized another kind of radiation that he first considered comprised particles like known alpha and beta particles, however with the force of being significantly more entering than either. Nonetheless, in 1910, British physicist William Henry Bragg exhibited that gamma beams are electromagnetic radiation, not particles, and in 1914, Ernest Rutherford (who had named them gamma beams in 1903 when he understood that they were in a general sense unique in relation to charged alpha and beta particles) and Edward Andrade measured their wavelengths, and found that gamma beams were like X-beams, however with shorter wavelengths and higher frequencies. Electromagnetic waves are ordinarily depicted by any of the accompanying three physical properties: the recurrence f , wavelength λ , or photon vitality. Frequencies saw in stargazing range from 2.4×10^{23} Hz (1 GeV gamma beams) down to the neighborhood plasma recurrence of the ionized interstellar medium (~ 1 kHz).

Wavelength is contrarily relative to the wave recurrence, so gamma beams have short wavelengths that are parts of the measure of particles, while wavelengths on the inverse end of the range can be the length of the universe. Photon vitality is specifically corresponding to the wave recurrence, so gamma beam photons have the most elevated vitality (around a billion electron volts), while radio wave photons have low vitality (around a Femto electron volt). At whatever point electromagnetic waves exist in a medium with matter, their wavelength is diminished. Wavelengths of electromagnetic radiation, regardless of what medium they are going through, are normally cited as far as the vacuum wavelength, despite the fact that this is not generally expressly expressed. For the most part, electromagnetic radiation is ordered by wavelength into radio wave, microwave, terahertz (or sub-millimeter) radiation, infrared, the unmistakable area is seen as light, bright, X-beams and gamma beams. The conduct of EM radiation relies on upon its wavelength. At the point when EM radiation cooperates with single iotas and particles, its conduct additionally relies on upon the measure of vitality per quantum (photon) it conveys. Spectroscopy can distinguish a much more extensive locale of the EM range than the obvious scope of 400 nm to 700 nm. A typical research facility spectroscope can distinguish wavelengths from 2 nm to 2500 nm. Definite data about the physical properties of articles, gasses, or even stars can be gotten from this kind of gadget. Spectroscopes are generally utilized as a part of astronomy. For instance, numerous hydrogen iotas transmit a radio wave photon that has a wavelength of 21.12 cm. Additionally, frequencies of 30 Hz and beneath can be delivered by and are vital in the investigation of certain stellar nebulae and frequencies as high as 2.9×10^{27} Hz have been recognized from astrophysical sources.

V. PROPOSED MECHANISM

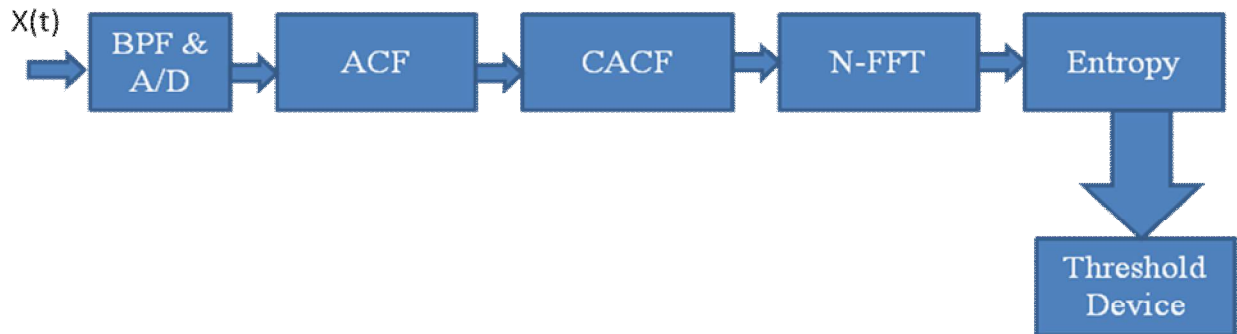


Fig. 2. Cyclostationary Spectrum Sensing

Fig.2 shows a block diagram of the proposed spectrum sensing method. The received signal $x(t)$ is filtered by a Band-Pass Filter (BPF) to select the channel to be scanned. The Auto-Correlation Function (ACF) is computed in the detector from the discrete time samples ($x[n]$) of input signal using the Analog to Digital (A/D) converter. The Cyclic Auto-Correlation Function (CACF) is then computed using different values of α followed by the computation of N point FFT. Subsequently, entropy of these values is computed and compared with the threshold value in the threshold device. The received signal $x[n]$ follows second-order cyclostationary if its autocorrelation is periodic in time with a period T .

VI. SPECTRUM SENSING ALGORITHM

A. Single Node Sensing:

The objective of spectrum sensing is to detect the presence of a signal in the sensing band. Hence, the spectrum sensing problem can be modeled into a binary hypothesis test as follows:

$$H_0: x[n] = w[n];$$

$$H_1: x[n] = h s[n] + w[n]; n = 0; 1; 2; \dots; N - 1$$

Where;

H_0 is the hypothesis when the primary user signal $s[n]$ is absent,

H_1 is the hypothesis when the PU signal is present in the sensing band,

$x[n]$ is the received signal sequence by the cognitive user,

N is the number of samples in a particular duration,

$w[n]$ is the AWGN and 'h' is the channel gain.

B. Multinode sensing algorithm:

Single node sensing performance is unreliable and increases the misdetection probability due to shadowing, multipath fading, and receiver uncertainty issues in the medium. To mitigate the impact of these issues, multinode sensing is being used. Fig. 3 represents an overview of the centralized multinode spectrum sensing model.

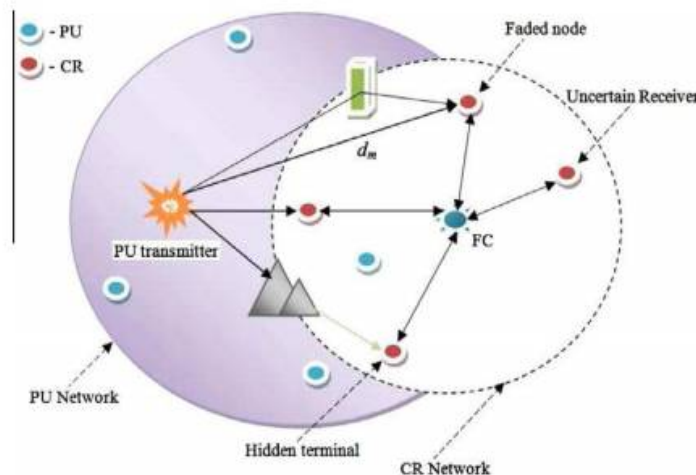


Fig. 3 Multimode spectrum sensing model

Fig.3 shows a PU network and a CR network. In a PU network, the PU user is in communication mode. Each CR user in the CR network receives the PU transmitted signal with different strengths due to free space path loss and/or shadowing effects. The Fusion Center (FC) selects a frequency band of interest for sensing and informs all cooperating CRs to individually perform local sensing. In this figure, four CR users are present in the CR network and are in the cooperating mode for sensing the spectrum. Each of them sense the designated band locally and transmit their sensing measurement through the control channel. Finally, the FC makes the global decision by aggregating the received local sensing information and relays the global decision back to cooperating CR users. The hypothesis tests for multimode sensing by assuming M nodes in the cooperation is,

$$H_0 : x_m [n] = w[m], n ; m= 0 ; 1 ; \dots M - 1$$

$$H_1 : x_m [n] = h_m : s_m [n] + w_m [n], n = 0 ; 1 ; \dots N - 1$$

Where h_m is the channel gain

It is assumed that the channel is slowly varying such that the channel frequency response or channel gain remains constant during the sensing duration. Multinode sensing is classified into soft and hard decision mode based on the type of data being received in the FC to make the global decision. One more issue in the multinode sensing is free space path loss.

Due to free space path loss, the SNR of the received signal varies and depends on the distance that the CR user is located from the primary user transmitter. The free space path loss in dB can be approximated as

$$\gamma_{pl} = 20 \log_{10} \left(\frac{4\pi}{v} d_m \right)$$

Where, d_m is the distance of m^{th} node from PU transmitter and 'v' is the velocity of radio waves in free space. The current work concentrates on the soft decision fusion technique.

In general, each CR receives different strengths of the signal because of noise in the medium or location of CR. Hence, some nodes that participate in cooperation have a better SNR with respect to other nodes. To attain reliable detection in this condition, FC will give different weights to different nodes based on received signal strength and aggregate the measurements.

This is referred to as Weighted Gain Combining (WGC) . In practice, the FC does not have prior information about SNR, thus, the FC gives equal weight to all nodes and aggregate their measurements to generate a global decision. This is referred to as Equal Gain Combining (EGC). In the case of entropy estimation using cyclic features and for entropy estimation in frequency domain methods, the cooperative detection probability using WGC rule is,

International Journal of Innovative Research in Science, Engineering and Technology

(An ISO 3297: 2007 Certified Organization)

Vol. 5, Issue 3, March 2016

$$C_{det-wgc} = \sum_{m=0}^M \phi_m \cdot W_m \underset{H_0}{\overset{H_1}{\geq}} \lambda_{cf}$$

Where, m and wm are the entropy measurement and weight of mth node, respectively.

In case of EGC rule, $w_m = 1, \forall m$

In the case of SCF and energy detection methods the cooperative detection probability can be expressed as,

$$C_{det-wgc} = \sum_{m=0}^M \Gamma_m \cdot W_m \underset{H_0}{\overset{H_1}{\geq}} \lambda_c$$

Where: Γ_m is the estimated SCF of m^{th} node.

VII. SIMULATION RESULTS

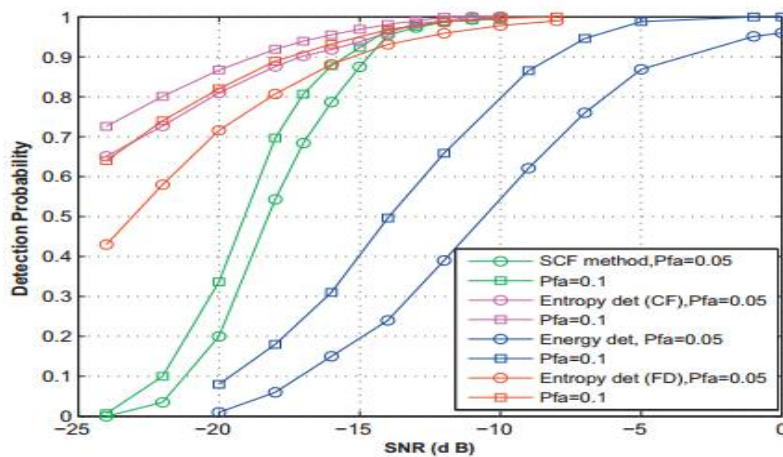


Fig. 4. SNR vs Pd for SCF method, entropy detection using cyclic features, energy detection, entropy detection in frequency domain methods at different Pfa = 0.05 and 0.1.

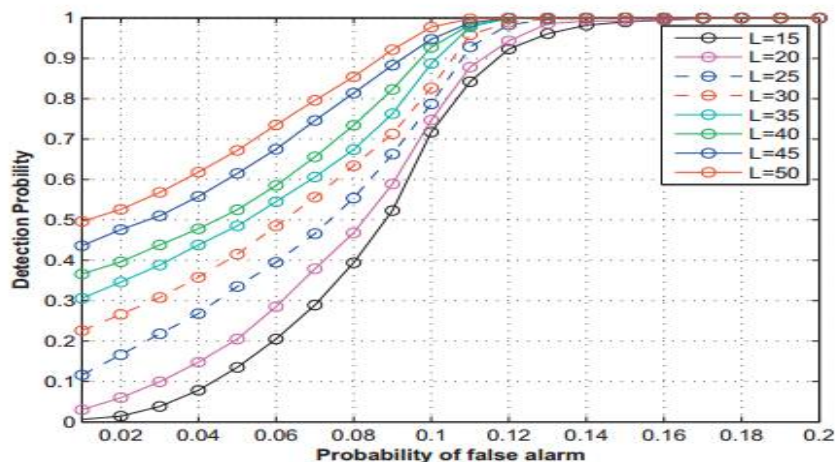


Fig.5. ROC curves for entropy detection using cyclic features with different bin width (L).

VIII. CONCLUSION

International Journal of Innovative Research in Science, Engineering and Technology

(An ISO 3297: 2007 Certified Organization)

Vol. 5, Issue 3, March 2016

Signal identification in view of entropy estimation utilizing cyclic elements has been presented. The execution of the proposed recognition strategy is contrasted and other identification strategies, for example, cyclostationary discovery, vitality location utilizing Bayesian and NP criteria, and entropy discovery under recurrence space. The reenactment results demonstrate that the proposed detecting location strategy outflanks the other indicated recognition techniques. It can recognize the got signs of SNR up to - 19 dB utilizing single hub, - 24 dB utilizing five hubs as a part of participation at craved execution (Pfa 6 0.1 and Pd P 0.9) with no. of canisters (L) = 15.

REFERENCES

- [1] FPGA implementation and performance study of spectrum sensing based on entropy estimation using cyclic features (Computers and Electrical Engineering 38 (2012) 1658–1669. Published in 2012)
- [2] Practical Implementation of a Cognitive Radio for Dynamic Spectrum Access (A Thesis by Alice Crohans)
- [3] Cyclostationary Signatures in Practical Cognitive Radio Applications (IEEE Journal Jan 2008).
- [4] Yucek T, Arslan H. A survey of spectrum sensing algorithms for cognitive radio applications. IEEE Commun Surv Tutorials 2009;11(1):116–30.
- [5] Liang Y-C, Zeng Y, Peh E, Hoang AT. Sensing-throughput tradeoff for cognitive radio networks. IEEE Trans Wirel Commun 2008;7(4):1326–37.
- [6] Francois-Xavier Socheleau PC, Houcke Sbastien, Assa-El-Bey A. Cognitive OFDM system detection using pilot tones second and third-order cyclostationarity. Signal Process 2010;91(2):252–68.
- [7] Lee W, Akyildiz I. Optimal spectrum sensing framework for cognitive radio networks. IEEE Trans Wirel Commun 2008;7(10):3845–57.
- [8] Nagaraj SV. Entropy-based spectrum sensing in cognitive radio. Signal Process 2009;89(2):174–80.
- [9] Zhang YL, Zhang QY, Melodia T. A frequency-domain entropy-based detector for robust spectrum sensing in cognitive radio networks. IEEE Commun Lett 2010; 14(6):533–5.
- [10] Yue W, Zheng B. Spectrum sensing algorithms for primary detection based on reliability in cognitive radio systems. Comput Electr Eng 2010; 36(3):469–79.
- [11] Akyildiz IF, Lo BF, Balakrishnan R. Cooperative spectrum sensing in cognitive radio networks: a survey. Phys Commun 2011; 4(1):40–62.
- [12] Duan D, Yang L, Jose C. Cooperative diversity of spectrum sensing for cognitive radio systems. IEEE Trans Signal Process 2010; 58(6):3218–27.