

International Journal of Innovative Research in Science, Engineering and Technology

(A High Impact Factor, Monthly, Peer Reviewed Journal)

Visit: www.ijirset.com

Vol. 7, Issue 8, August 2018

Review on Microfluidic Fuel Cell As An Alternative Fuel

Rishabh.S.Khobragade, Rohit.R.Bobde, Swapnil.K.Mandawkar, Saket G. Wahane

UG Student, Department of Mechanical Engineering, SBJITMR, Nagpur, India

UG Student, Department of Mechanical Engineering, SBJITMR, Nagpur, India

UG Student, Department of Mechanical Engineering, SBJITMR, Nagpur, India

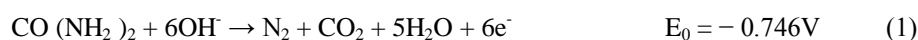
UG Student, Department of Mechanical Engineering, SBJITMR, Nagpur, India

ABSTRACT: A paper microfluidic energy unit was produced that is fueled by urea and looks at positively to ongoing writing reports of paper microfluidic energy components. Amid energy component testing, we observed the most extreme power thickness to be as high as 0.91 mW cm^{-2} and the most extreme current thickness to be as high as 4.3 mA cm^{-2} at room temperature utilizing 0.3 M urea as fuel. Under persistent reactant stream, the power device voltage is steady for no less than 1 h. Under ceased stream conditions, the voltage was steady for up to 20 min. At the point when 3 power modules (utilizing Ni anode) were associated in arrangement, adequate vitality was created to control the LCD screen of a paper-based, over-the-counter pregnancy test for no less than 30 min. Since this power module is developed on paper, it doesn't require constant stream of reactants as a smaller scale directed microfluidic power device would. Thus, it could be conceivable with this science to incorporate vitality generation with urinalysis on paper since human pee contains both urea (fuel) and hormones (analyte) to give control and analyte at the same time.

KEYWORDS: MFC,UMFC, Ceased steam test,potentiostat, Bio-chemistry

I. INTRODUCTION

In 2002, the primary microfluidic power device (MFC) was created as a layer less gadget that depended on co-laminar stream to forestall blending between the fuel and oxidant streams instead of a physical boundary such as a cation trade layer. Without the innovative restrictions of a layer, a few fills at different pH conditions have been considered, including hydrogen, methanol, formate, formic corrosive, hydrogen peroxide, and vanadium. The co-laminar stream principle (found in microchannels and on paper) anticipates finish blending of two streams however allows a little interdiffusion zone that permits particles to finish the charge relocation required to deliver control. As of late, Zhang et al. effectively built up a membraneless urea microfluidic power device (UMFC) that concentrates vitality from urea utilizing a Ni- upheld carbon-nanotube-covered wipe (Ni/CNT@Sponge) as the anode impetus and air as an oxidant at the cathode. Since urea hydrolyzes to alkali in fluid arrangements, urea isn't good with cation trade layers, for example, Nafion that are utilized in many direct fluid energy units. Subsequently, its productivity is relied upon to be higher in a microfluidic situation that isn't restricted by layer innovation. The anode response for the oxidation of urea in soluble conditions is:



Zhang et al. matched this oxidation response with the diminishment of oxygen in an acidic domain ($E_0 = 1.229 \text{ V}$) to outline the energy unit to have a hypothetical open circuit voltage (OCV) of 1.975 V . By and by, over potential misfortunes diminished the OCV to 0.92 V at $20 \text{ }^\circ\text{C}$ when the

International Journal of Innovative Research in Science, Engineering and Technology

(A High Impact Factor, Monthly, Peer Reviewed Journal)

Visit: www.ijirset.com

Vol. 7, Issue 8, August 2018

mix of 3 M urea and 3 M KOH were utilized as the anolyte and 1.5 M H₂SO₄ as the catholyte. Pinnacle control thickness and most extreme dog lease thickness of 3.9 mW cm⁻² and 23 mA cm⁻² were accomplished, respectively, under a similar fuel and oxidation conditions. An exceptionally huge constraint to a microfluidic energy component is that it requires constant pumping to keep up nonstop stream at the anode also, cathode to counteracts reactant blending; this drawing results in parasitic misfortunes that reduction the general influence yield of the power module. In expansion to crafted by Zhang et al., there have been a couple of huge reports of non-microfluidic task of an immediate urea power module.

II. IMPORTANCE OF FUEL CELL

Power modules have a higher productivity than diesel or gas motors. Most power modules work quietly, contrasted with interior burning motors. They are accordingly in a perfect world suited for use inside structures, for example, healing centers. Power modules can wipe out contamination caused by consuming non-renewable energy sources; for hydrogen fuelled energy components, the main side-effect at purpose of utilization is water. On the off chance that the hydrogen originates from the electrolysis of water driven by sustainable power source, at that point utilizing energy components wipes out ozone depleting substances over the entire cycle. Power devices don't require regular fills, for example, oil or gas and can in this way diminish monetary reliance on oil delivering nations, making more noteworthy vitality security for the client country. Since hydrogen can be created anywhere where there is water and a wellspring of intensity, age of fuel can be appropriated and does not need to be matrix subordinate.

The utilization of stationary energy units to produce control at the purpose of utilization takes into consideration a decentralized power matrix that is possibly more steady. Low temperature energy units (PEMFC, DMFC) have low warmth transmission which makes them perfect for military applications. Higher temperature energy components create high-review process warm alongside power and are appropriate to cogeneration applications, (for example, consolidated warmth and power for private utilize). Working occasions are any longer than with batteries, since multiplying the working time needs just multiplying the measure of fuel and not the multiplying of the limit of the unit itself.

III. MATERIALS AND METHODS

I. Chino et al.

Lan et al. first announced the activity of an immediate urea/pee power device (DUFC) that comprised of an antacid anion trade film (AEM). This power module utilized a nano-sized nickel anode impetus and 1 M urea as fuel. An OCV of 0.65 V was accomplished, and most extreme power thickness of 1.8 mW cm⁻² and most extreme current thickness of 6 mA cm⁻² were realized at 20 °C. This inspired crafted by Xu in which NiCo/C impetuses were explored for DUFC execution, and 10% Co to 90% Ni was observed to be the most proficient impetus proportion, creating a maximum control thickness of 1.6 mW cm⁻² when 0.3 M urea was utilized as fuel at lifted temperature.

Guo et al. composed an immediate urea-hydrogen peroxide energy component (DUHPFC) that included nickel-cobalt nanowire exhibits as the anodic impetus, blend of 0.33 M Urea and 9 M KOH as the anolyte and blend of H₂SO₄ and H₂O₂ as the catholyte. Pinnacle control thickness of 7.4 mW cm⁻² and an OCV of 0.92 V were accomplished at room gum based painture utilizing Co 10 Ni 90 anode impetus. They likewise researched 3D permeable Ni-Co film on nickel froth impetuses of a few cobalt/nickel ratios, finding that the DUHPFC execution was considerably more prominent on Ni-Co/ Ni froth. This energy unit created an OCV of 0.83 V and a pinnacle control thickness as high as 17.4 mW cm⁻² while working utilizing 0.5 M urea as fuel and 7.0 M KOH as electrolyte. They additionally exhibited that human pee could be used to deliver an OCV of 0.80 V and a most extreme control thickness of 7.5 mW cm⁻². A few different examinations have been performed on the electrochemical oxidation of urea yet without power device execution detailed. The commonality in these investigations is the utilization of nickel impetus, yet a few different admetsals have been broke down with the Ni including: Co, Zn, Sn, Cr, Pt. In this work we exchange the electrochemical standards overseeing the urea energy component to a paper microfluidic condition out of the blue as far as anyone is concerned.

International Journal of Innovative Research in Science, Engineering and Technology

(A High Impact Factor, Monthly, Peer Reviewed Journal)

Visit: www.ijirset.com

Vol. 7, Issue 8, August 2018

This paper condition is favorable to the direct incorporation of intensity with detecting and does not request persistent stream to keep up partition of anolyte and catholyte. Esquivel et al., what's more, Copenhaver et al., exhibited the primary paper microfluidic fuel cells controlled by methanol and formate, separately, and demonstrated that such power devices can possibly be utilized for purpose of-mind testing diagnostics by putting away the fuel materials specifically on the paper strip being utilized for the test. Conversely, the urea power module talked about in this introduce work uses the fuel (urea) effectively exhibit in human pee to decrease the amount of materials that must be pre-saved on the paper strip.

IV. EXPERIMENTAL

Whatman 3 channel paper was utilized to develop microfluidic, Y- formed power devices having a channel length of 4.5 cm and channel width of 1.8 cm in the outline of past work with paper microfluidic fuel cells; the outline standard is appeared in Fig. 1. The Y-molded configuration transports reactants to the co-laminar stream district of the paper where the anolyte and catholyte streams stream alongside each other in 0.9 cm channels with a sufficiently little amount of blending that the anolyte does not contact the cathode and the catholyte does not contact the anode. The terminals comprised of four little specks at anode and four at cathode, each spot having width marginally under 0.4 cm and painted specifically on the paper utilizing a plastic nail-specking device. Anode specks were Pt (high surface zone, Alfa Aesar, 0.3 mg for every speck) or Ni metal (powder, Fisher, 0.3 mg for each dab) blended with Nafion folio and water. Cathode specks were carbon (colloidal graphite, Ted Pella, 1.2 mg for every spot). The size and state of the roundabout dabs has been advanced to avoid inhibition of stream of the anolyte and catholyte that happens when bigger, square cathodes are painted. Versatile increments in control were definitely not discovered when more specks were connected. The energy unit conduct was observed utilizing a Princeton Applied Research 263 A potentiostat with a two terminal design having the anode and cathode associated utilizing metal current gatherers and alligator cuts. Surface zone was resolved from the geometric region of the aggregate number of dabs on every anode; the dabs were somewhat less than 0.4 cm distance across. Voltage current (VI) estimations were taken with 2 s, 20 mV ventures from open circuit to 10 mV. Consistent current estimations were taken at 0.25 mA cm^{-2} for 1 h under constant stream of reactant utilizing a spongy cushion to gather the waste stream from the highest point of the Y-molded power module. The gadget was likewise investigated for consistent current under ceased stream conditions, whereby the Y-formed channels were expelled from the reactants after the paper was satuevaluated with reactants; the estimation was taken until gadget disappointment due to devoured reactants. An electronic pregnancy analyzer was moreoverutilized (e.p.t. early pregnancy test) to decide the utility of the power device in a pragmatic application.

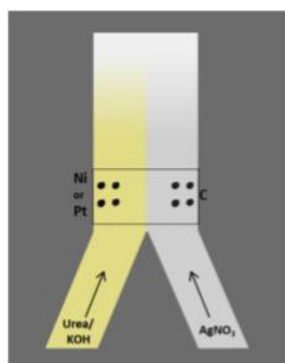


Fig.1(3 channel microfluidic outline standard)

International Journal of Innovative Research in Science, Engineering and Technology

(A High Impact Factor, Monthly, Peer Reviewed Journal)

Visit: www.ijirset.com

Vol. 7, Issue 8, August 2018

V. RESULTS AND DISCUSSION

Working principle

The power module configuration appeared in Fig. 1 permits co-laminar stream of the 2 reactant streams that forestalls blending that would deactivate the cell. A co-laminar stream gadget using microchannels requires ceaseless pumping to keep up the co-laminar stream and forestall blending. In contrast, our gadget keeps up partition of the reactants even after they stop streaming when the paper is expelled from the reactant source vials. Consequently, this gadget can be worked under a halted stream condition like that of a water-based test where reactants are accommodated a couple of moments or minutes with fine activity used to push the reactants toward the area of investigation. In the event that a similar liquid that is being broke down likewise contains reactants for an energy component or galvanic cell, at that point both examination and vitality creation can happen on the same portion of paper at the same time; this would wipe out the requirement for the gadget battery which contains materials that are not expended and are risky to the earth when disposed of. Ongoing work has highlight the open doors that paper microfluidics accommodates analytical detecting and incorporated power creation utilizing fills, for example, methanol, formate, and hydrogen, and additionally metal redox responses.

Fig.2(OCV test)

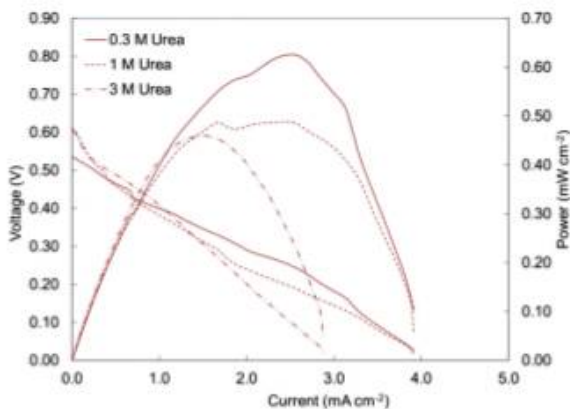
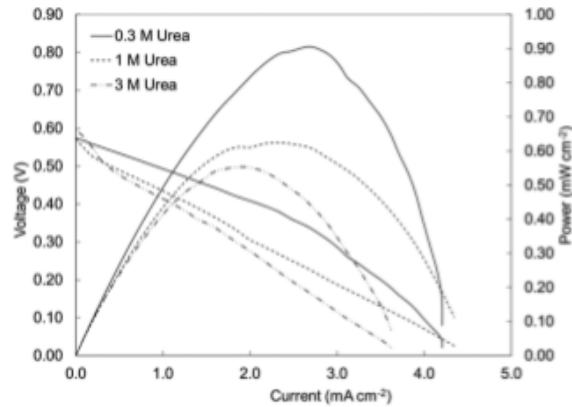
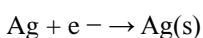


Fig.3(comparative conduct on Ni impetus)



Performance of the urea fuel cell

The urea energy unit was tried at different convergences of urea and KOH, going from 0.3 to 3 M urea and 0– 3 M KOH. The energy unit did not work productively without adding KOH to the urea stream, however there was no perceptible favorable position to utilizing 3 M KOH; henceforth, the concentration decided for investigation was 1 M KOH. As appeared in Fig. 2, the VI conduct is of course for energy component task with key data appeared in the plot where the power device was worked utilizing Pt anode. In the first place, the hypothetical OCV was 1.545 V by joining Equation (1) with the lessening of silver:



$$E_0 = 0.799\text{V} \quad (2)$$

The test OCV was roughly 0.6 V as appeared in Fig. 2, altogether lower than hypothetical due to overpotential misfortunes display in energy unit gadgets. Second, motor misfortunes are seen by the sudden diminish in voltage in the initial 0.3 mA cm⁻² of current stream. Third, Ohmic misfortunes are seen as the direct diminishing in voltage with

International Journal of Innovative Research in Science, Engineering and Technology

(A High Impact Factor, Monthly, Peer Reviewed Journal)

Visit: www.ijirset.com

Vol. 7, Issue 8, August 2018

in- wrinkled current spill out of low (under 0.3 mA cm^{-2}) to high (3 or more noteworthy mA cm^{-2}). At long last, mass transport misfortunes are seen at the most noteworthy current when lacking reactants are accessible at the electrode surface because of the high rate of reactant utilization. These four key practices are intrinsic to power device task and were foreseen in this work. Utilizing the Pt anode impetus the most extreme power thickness was observed at the most minimal urea fixation: the greatest power thickness expanded from 0.55 to 0.91 mW cm^{-2} when the urea fixation diminished from 3 to 0.3 M. It is run of the mill for basic direct fluid fuel cells to either have an ideal focus at which the fuel starvides most extreme capacity to the gadget or achieve a state of reducing returns where higher convergences of fuel don't give adequate increments in execution to legitimize their utilization. Since the concentration of urea in human pee is roughly 0.3 M, bring down concentrations are not thought about here. Fig. 3 indicates comparative conduct on the Ni impetuses, where the greatest power thickness expanded from 0.46 to 0.63 mW cm^{-2} when the urea fixation was diminished from 3 to 0.3 M. These outcomes demonstrate a slight execution preferred standpoint to Pt anode impetuses, yet the altogether higher cost likely would not legitimize its utilization in application. The most extreme current thickness was as high as 4.3 mA cm^{-2} on Pt and 3.9 mA cm^{-2} on Ni.

The urea power module was likewise tried under steady current conditions to decide its security. At the point when the reactant streams were sustained to the energy component (by means of fine activity) in a constant way, the voltage was Fig. 4. Consistent current tests at 0.25 mA cm^{-2} were estimated for the energy unit working at room temperature with 1 M KOH and 0.3 M urea at the anode and 0.65 M AgNO_3 at the cathode. The Pt anode creates a somewhat more noteworthy voltage (over 0.40 V) than the Ni anode (over 0.35 V). After the initial couple of minutes there is no huge rot in voltage for the term of the test.

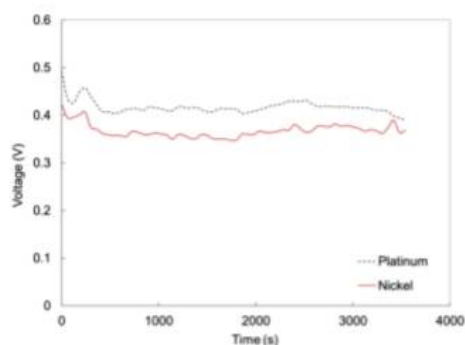


Fig.4(Current test)

stable for no less than 1 h when 0.25 mA cm^{-2} was drawn from the power module (Fig. 4). On the Pt anode, the voltage remained over 0.40 V for the term of the test, and on the Ni anode, the voltage remained previously 0.35 V. The voltage saw at this current in the VI plots (Figs. 2 and 3) was marginally higher than that saw here in light of the fact that the VI measures the transient execution of the energy unit, and the steady current test measures the unfaltering state execution. This execution distinction is additionally saw in the underlying (slight) diminish in voltage amid the first hardly any minutes as relentless state is come to. In the event that an underlying burst of vitality was required for activity, the VI plot would show what ought to be expected; be that as it may, if a relentless stream of current was required, the consistent current test would be a superior marker would have the co-laminar streams fall on each other with the coming about reactant blend promptly deactivating the energy unit. Be that as it may, in this paper gadget, the streams stay isolated and mongrel lease keeps on streaming when a heap is connected.

International Journal of Innovative Research in Science, Engineering and Technology

(A High Impact Factor, Monthly, Peer Reviewed Journal)

Visit: www.ijirset.com

Vol. 7, Issue 8, August 2018

Application of the urea fuel cell

The critical consequences of the ceased stream test (Fig. 5) propelled experimentation with an over the counter pregnancy test (Fig. 6). To decide a proof of idea with respect to whether the urea energy component could be utilized to control a pregnancy test, 3 urea energy units on paper were half-loaded up with reactants and afterward associated in arrangement. This energy component "stack" was then associated with the e.b.t. early pregnancy test gadget in place of its unique battery. The LCD screen show controlled on for a least of 30 min utilizing Ni anode, sufficiently long to control the screen used to show the outcomes for the span of a standard pregnancy test. This use of stacking 3 power devices under a ceased stream condition to control a pregnancy test speaks to a huge advance forward toward advancement of a solitary paper strip that could join both chemical analysis and vitality creation. In the gadget appeared in Fig. 6, channels could be imprinted in the strip to make an energy component stack with adequate voltage and capacity to light this LCD show without the requirement for a battery and with the KOH and AgNO₃ put away in the paper as dried solids to be broken down amid testing.

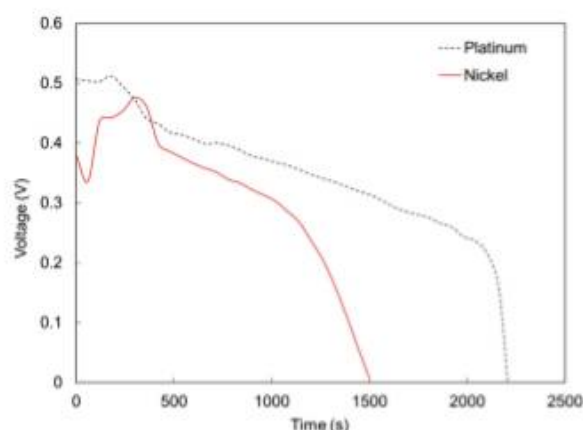


Fig.5(Ceased Stream test)




Fig.6(Counter pregnancy test)

VI. CONCLUSION

We have created and tried a paper microfluidic power device powered by urea, the first as far as anyone is concerned. The greatest power thickness (0.91 mW cm^{-2}) and greatest current thickness (4.3 mA cm^{-2}) found utilizing at Pt anode at room temperature were marginally higher than a fuel cell utilizing Ni anode (0.63 mW cm^{-2} ; 3.9 mA cm^{-2}); notwithstanding, the inwrinkled cost of Pt likely would not legitimize its utilization by and by for these little execution picks up. The energy units were likewise tried under conditions of persistent reactant stream and halted reactant stream. Under persistent stream, an individual energy component delivered no less than 0.40 V (with Pt anode) and 0.35 V (with Ni anode) for a hour at 0.25 mA cm^{-2} . At the point when the power module was loaded up with reactants yet not recharged (halted stream condition), it kept up a voltage over 0.35 V for 20 min (with Pt anode) and 10 minutes (with Ni anode). At last, the urea energy unit was utilized to control the screen of a pregnancy test for 30 min when stacked as 3 energy components in arrangement. A critical result from this work is the exhibition of the confirmation of idea that a paper microfluidic energy unit could be utilized to give both the power and the diagnostic stage for urinalysis by utilizing the urea as a fuel.

International Journal of Innovative Research in Science, Engineering and Technology

(A High Impact Factor, Monthly, Peer Reviewed Journal)

Visit: www.ijirset.com

Vol. 7, Issue 8, August 2018

REFERENCES

1. A paper microfluidic fuel cell powered by urea Isabel Chino, Omar Muneeb, Emily Do, Vy Ho, John L. Haan*
2. Department of Chemistry and Biochemistry, California State University Fullerton, 800 N State College Blvd, Fullerton, CA, 92834, USA.
3. E.R. Choban, L.J. Markoski, A. Wieckowski, P.J.A. Kenis, Microfluidic fuel cell based on laminar flow, *J. Power Sources* 128 (2004) 54–60, <http://dx.doi.org/10.1016/j.jpowsour.2003.11.052>.
4. E.R. Choban, J.S. Spindelov, L. Gancs, A. Wieckowski, P.J.A. Kenis, Membraneless laminar flow-based microfuel cells operating in alkaline, acidic, and acidic/alkaline media, *Electrochim. Acta* 50 (2005) 5390–5398 <http://www.sciencedirect.com/science/article/B6TG0-4FY3P52-3/2/281f47fb8df1ecc58313364d7ac288a4>.
5. J.L. Cohen, D.A. Westly, A. Pechenik, H.D. Abruña, Fabrication and preliminary testing of a planar membraneless microchannel fuel cell, *J. Power Sources* 139 (2005) 96–105, <http://dx.doi.org/10.1016/j.jpowsour.2004.06.072>.
6. R.S. Jayashree, L. Gancs, E.R. Choban, A. Primak, D. Natarajan, L.J. Markoski, P.J.A. Kenis, Air-breathing laminar flow-based microfluidic fuel cell, *J. Am. Chem. Soc.* 127 (2005) 16758–16759, <http://dx.doi.org/10.1021/ja054599k>.
7. R.S. Jayashree, M. Mitchell, D. Natarajan, L.J. Markoski, P.J.A. Kenis, Microfluidic hydrogen fuel cell with liquid electrolyte, *Langmuir* 23(2007)6871–6874, <http://dx.doi.org/10.1021/la063673p>.
8. R.K. Singh, P. Subramanian, A. Schechter, Enhanced urea oxidation on nickel deposited tin dendrites catalyst, *ChemElectroChem*. 4 (2017) 1037–1043, <http://dx.doi.org/10.1002/celec.201600862>.
9. R.K. Singh, A. Schechter, Electroactivity of NiCr catalysts for urea oxidation in alkaline electrolyte, *ChemCatChem* (2017), <http://dx.doi.org/10.1002/cctc.201700451>.
10. M. Vidotti, M.R. Silva, R.P. Salvador, S.I.C. de Torresi, L.H. Dall'Antonia,
11. Electrocatalytic oxidation of urea by nanostructured nickel/cobalt hydroxide electrodes, *Electrochim. Acta* 53 (2008) 4030–4034, <http://dx.doi.org/10.1016/j.electacta.2007.11.029>.