

Image Classification Using Android Things through Machine Learning

S.Vijay Murugan¹, V.Adira², K.Aishwarya³, J.Anugraha⁴, A.Aswini⁵

Assistant Professor, Department of ECE, Adhiyamaan College of Engineering, Hosur, Tamilnadu, India¹

U.G Student, Department of ECE, Adhiyamaan College of Engineering, Hosur, Tamilnadu, India^{2,3,4,5}

ABSTRACT: Deep learning, one of the subfields of machine learning and statistical learning has been progressing at a noteworthy dimension in the previous years. The proposed system is stand on image confession which is a part of matching objects in pictures to the trained model. The android things make it less demanding which uses TensorFlow for machine learning and computer vision on gadgets. The acknowledgment of objects in pictures is executed utilizing at least three layers of counterfeit neural systems where each layer is in charge of separating at least one highlights of the picture. The existing system deals with the image recognition based on remote sensing technique with human intervention. The major application of image classification is self-driving cars, to spot violent behaviour in a crowded place, identification of medicinal plants, and it is also used in industries to identify the cracks and bends.

KEYWORDS: Machine learning, Artificial Neural Network, Tensor flow, Android things, Computer vision

I. INTRODUCTION

Computer vision is an interdisciplinary intelligible field that attract with how computers can be made to get an unpredictable state of appreciation from mechanized pictures or records. Computer vision assignments incorporate techniques for gaining, preparing, dissecting and understanding computerized pictures, and extraction of high-dimensional information from this present reality so as to deliver numerical or emblematic data. Profound learning added an enormous lift to the as of now quickly creating a field of Computer vision. With profound learning, a ton of new utilization of Computer vision systems have been presented and are currently getting to be parts of our regular daily existences. Systems utilized for picture order are propelling step by step with the enhancements in profound learning Convolutional Neural Systems (CNN). Especially, are broadly utilized in picture arrangement methods. CNN has been further used as an extraordinary impact in applications such an item grouping, scene acknowledgement and different applications because of its high precision. Systems used for picture arrangement are propelling step by step with the upgrades in profound learning. CNN particularly, are generally utilized in picture arrangement methods for example, object characterization, scene acknowledgement and different applications chiefly because of its high precision.

II. RELATEDWORK

Our device ambitions at the computerized object detection within the actual world. The subsequent factors show the one-of-a-kind forms of strategies that are used to come across the objects. The author Muthukrishnan Ramprasth, M.Vijay Anand, proposed the paper [3], Image classification using a convolutional neural network. The main view of the work conferred in this paper is to apply the theory of a deep learning algorithm namely convolution neural networks in image classification. The design is an inspection on various typical datasets, lie remote sensing testimony of aerial images and scene image from sun database. This is used to encounter small and grayscale model using convolutional neural networks

Gustav Larson, Michael Maire and Gregory Shakhnarovich, has proposed the paper [9], Learning Representations for Automatic Colorization. This paper is used to naturally colourise the grayscale images using CNN. The models to foretell pre-pixel colour histograms. This median product can be used to automatically propagate a colour image or further exploit former to image synthesis.

Phoenix X. Huang, Bastian J. Boom and Robert B. Fisher, has recommended the paper [4], [5], Underwater Live Fish Recognition using a Balance- Guaranteed Optimized Tree. They proffer a novel method to diagnose fish in an unconstrained natural circumstance from underwater videos. In this paper, they bounce a hierarchical distribution approach for live fish recognition. They use the Balance-guaranteed optimized tree (BGOT) to help resolve the error growth issue and make the value of the inner-class interrelation among the species. This is used to assert only the diverse types of fishes.

AnirudhaTapan has introduced a paper [6], [7], [8], Transfer Learning for Image Classification and Plant Phenotyping. They used three images datasets, two datasets showing tobacco plant, introduced in the public domain of computer vision problem in plant phenotyping.

III. PROPOSED SYSTEM

The proposed framework manages the arrangement of pictures dependent on the convolutional neural system calculation which has a pre-prepared model that comprises of datasets. The program is "trained" on a pre-characterized set of "training precedents", which at that point encourage its capacity to achieve a precise end when given new information. Rather than taking patches from the first picture, we can pass the first picture through a neural system to lessen the measurements. We can fortify a profound learning calculation to give expectations as near the first jumping box as could be expected under the circumstances. In this work, once the image is captured and recognized it gives the name as the voice output and then their features are displayed in the display.

A Convolutional Neural Network (ConvNet/CNN) [1], [2], is a Deep mastering algorithm that could absorb an entered image, assign importance (learnable weights and biases) to numerous aspects/items inside the photograph and be able to distinguish one from the alternative. The Fig 3.1 shows how the CNN works. The pre-processing required in a ConvNet is an awful lot lower compared to other type algorithms. While in primitive strategies filters are hand-engineered, with enough education, ConvNets have the capacity to research those filters/characteristics architecture of a ConvNet is analogous to that of the connectivity pattern of Neurons inside the Human brain and turned into inspired by using the corporation of the Visual Cortex, person neurons reply to stimuli handiest in a limited location of the field of vision known as the Receptive field. A set of such fields overlaps to cover the whole visual location.

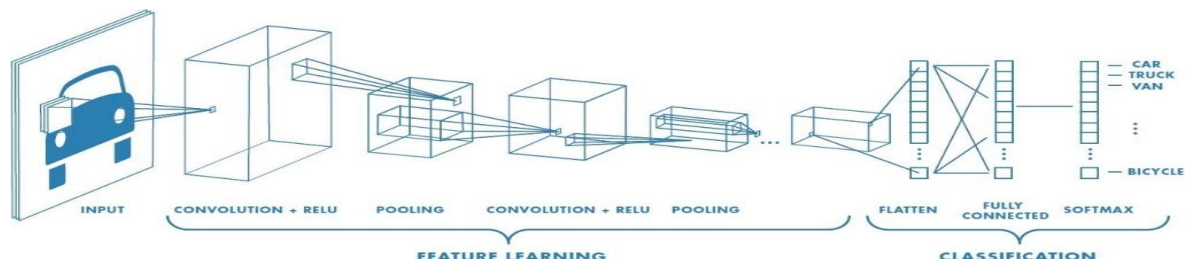


Fig 3.1: Image classification of Convolutional Neural Network

LAYERS OF CONVOLUTIONAL NETWORK

The 3 essential styles of layers that are utilized to develop the ConvNet structure are Convolutional Layer, Pooling Layer, and completely connected Layer. Most importantly the enter [32 X 32 X 3] will keep up the crude pixel estimations of the photograph, in this precedent a photo of width 32, stature 32, and with three shading channels R, G, B. CONV layer will register the yield of neurons which may be identified with

neighbourhood territories inside the enter, each figuring a spot item between their loads and a little locale they are connected to inside the info amount. this can achieve amount which incorporates [32 X 32 X 12] in the event that we chose to utilize 12 channels.

RELU layer will rehearse an elementwise actuation work, comprehensive of the maximum (zero, x) thresholding at 0. This leaves the measure of the degree unaltered ([32 X 32 X 12]).

POOL layer will complete a down-testing activity along the spatial measurements (width, crest), bringing about volume which incorporates [16 X 16 X 12].

The fully connected layer will process the eminence scores, following in amount of length [1 X 1 X 10], in which every one of the ten numbers compares to a class rating, alongside among the 10 classifications of CIFAR-10. Likewise with ordinary Neural Networks and as the name suggests, each neuron on this layer might be identified with the majority of the numbers in the first amount.

The change of picture from Input layer to the Output layer is appeared in the Fig 3.2. Thusly, ConvNets change the first photograph layer by methods for a layer from the real pixel esteems to the absolute last class evaluations. particularly, the totally connected layers do alterations which may be a normal for not most straightforward the enactments in the info amount, yet in addition of the parameters (the loads and inclinations of the neurons). On the other hand, the RELU/POOL layers will put in power a set trademark. The parameters inside the totally connected layers can be prepared with slope drop all together that the class rankings that the ConvNet figures are reliable with the marks inside the instruction set for each picture [3], [10].

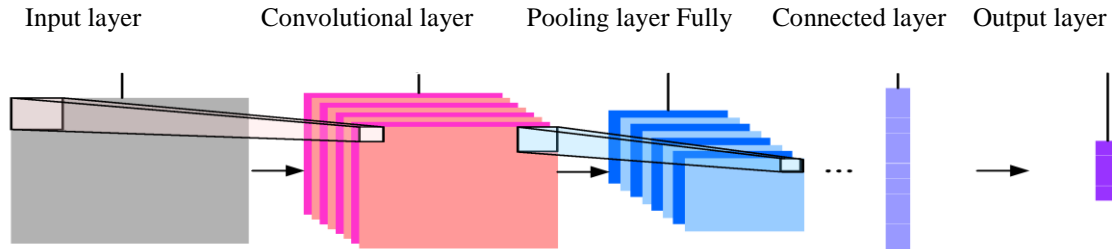


Fig 3.2: Transformation of Image from Input layer to Output layer

IV. SYSTEM BLOCK DIAGRAM

In this model, a camera is used to capture the image. It captures the object which we placed in front of the camera. Captured images are sent to the pre-processing area. The purpose of the pre-processing is a development of the picture information suppresses the unwanted distortions or complements a few image functions for further processing, the Fig 4.3 shows the functions of the proposed system.

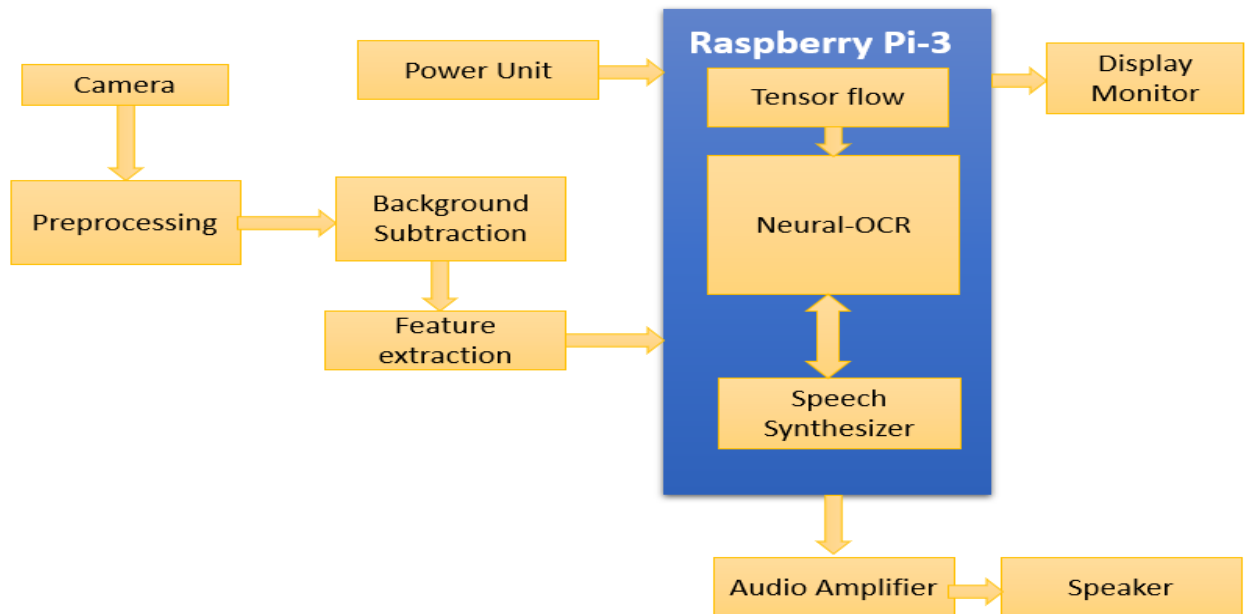


Fig 4.3: Block Diagram of the Proposed System

The pre-processed photograph is sent to the background subtraction, which is a technique within the fields of photograph processing and computer vision wherein a picture's foreground is extracted for further processing (object recognition, etc.). This technique is used for the historical past subtraction for films and snapshots.

The captured and subtracted image is sent to the feature extraction. It is the process by which certain features of interest with an image are detected and represented for further processing. In machine learning, pattern recognition and in image processing, feature extraction starts from an initial set of measured data and builds derived values intended to be informative and non-redundant, facilitating the subsequent learning and generalized steps and in some cases leading to better human interpretations.

After extracting the image, it is sent to the Raspberry Pi 3 B+ model. It is most used after Arduino. Although overall applications of Pi are less it is most preferred when developing advanced applications. Also, it is an open source platform where one can get a lot of related information. In this model, it has about 1GB LPDDR2 SDRAM and a full-size HDMI and also it has a CSI camera port for connecting a Raspberry Pi camera which also has a Micro Sd port for loading for the operating system and storing data. In the Raspberry Pi 3 B+ model we have used a tensor flow library file.

TensorFlow is an open source software library for dataflow and differentiable programming over a scope of errands. It is an emblematic math library, and is likewise utilized for machine learning applications, for example, neural systems. It especially makes a claim to fame of picture handling, video catch and assessment alongside capacities like face discovery and item location.

The item which is distinguished by utilizing TensorFlow and the name of the picture is recognized by the Neural-OCR. Neural-OCR is a mechanical or electronic transformation of pictures of composed written by hand or printed content into machine-encoded content. For instance, in the event that we demonstrate any plant before

Organized by

Department of ECE, Adhiyamaan College of Engineering, Hosur, Tamilnadu, India

the camera it will demonstrate the name of that plant in a machine-encoded configuration. The content will be shown in the presentation.

Subsequent to perceiving the name of the plant is then changed over into voice by utilizing the discourse synthesizer. Discourse Synthesizer is a fake creation of human voice. A content to-discourse framework changes over machine-encoded content into discourse.

The voice output is fed into the audio amplifier for increasing the strength of the voice and reducing the noise. The amplified voice is sent to the speaker.

VI. RESULT AND DISCUSSION

Our result shows that large deep convolutional neural network is capable of achieving record breaking results on highly challenging dataset using purely supervised learning. We are able to build an artificial convolution neural network that can recognize images with an high accuracy using tensor flow. We did so by pre-processing the images to make the model more generic, split the dataset into a number of batches and finally build and train the model. Stacking the model with more layers and training the network with more image data using clusters of GPU's will provide more accurate results of classification of images. The future enhancement will focus on classifying the coloured images of large size and its very useful for image segmentation process.




Fig 6.4: Existing System Output




Fig 6.5: Proposed System Output

VII. CONCLUSION AND FUTURE ENHANCEMENT

Therefore, the given image is captured and it is identified with the accurate rate and the feature of the object is conveyed in the voice format. The classified image is identified with its corresponding name and the voice output is obtained. Some of the future enhancements are: Tracking objects, Pedestrian detection, Anomaly detection, People Counting, Self-driving cars, Face detection

REFERENCES

- [1]Pratik Devikar, "Transfer Learning for Image Classification of various dog breeds" ,IJARCET VOLUME 5,Issue 12,December 2016
- [2]Li, Zengxi, Yan Song, Ian Mcloughlin, and Lirong Dai. "Compact Convolutional Neural Network Transfer Learning for Small-scale Image Classification." 2016 IEEE International Conference on Acoustics, Speech and Signal Processing (ICASSP) (2016): n. pag. Web.
- [3]Muthukrishnan Ramprasath, M. Vijay Anand, Shanmugasundaram Hariharan, "Image Classification using Convolutional Neural Networks", International Journal of Pure and Applied Mathematics Volume 119 No.17 2018, 1307-1319
- [4]Meng-Che Chuang, Jenq-Neng Hwang, Kresimir Williams, "A Feature Learning and object Recognition Framework for Underwater Fish Images", IEEE Transactions on Image Processing, vol. 25, no. 4, pp. 1862-72, 2016.
- [5] Phoneix X. Huang, Bastian J. Boom, Robert B. Fisher, " Underwater Live Fish Recognition using a Balance- Guaranteed Optimized Tree.

International Journal of Innovative Research in Science, Engineering and Technology
An ISO 3297: 2007 Certified Organization *Volume 8, Special Issue 1, March 2019*
7th National Conference on Frontiers in Communication and Signal Processing Systems (NCFCSPS '19)
19th-20th March 2019

Organized by

Department of ECE, Adhiyamaan College of Engineering, Hosur, Tamilnadu, India

- [6] Aniruddha Tapan, "Transfer Learning for Image Classification and Plant Phenotyping", International Journal of Advanced Research in Computer Engineering and Technology, volume 5, Issue 11, November 2016.
- [7] Massimo Minervini, Mohammed M. Abdelsamea, Sotirios A. Tsafaris, Image-based plant phenotyping with incremental learning and active contours, Ecological Informatics, Available online 6 August 2013, ISSN1574-9541, <http://dx.doi.org/10.1016/j.ecoinf.2013.07.004>.
- [8] Tsafaris, Sotirios A., Massimo Minervini, and Hanno Schar. "Machine Learning for Plant Phenotyping Needs Image Processing." *Trends in Plant Science* 21.12 (2016): 989-91. Web.
- [9] Gustav Larsson, Michael Maire, Gregory Shakhnarovich, "Learning Representation for Automatic colourization", CVPR, 13 August 2017
- [10] M. Vijay Anand, Muthukrishnan Ramprasath, "Image Classification using Convolutional Neural Networks", International Journal of Pure and Applied mathematics, Volume 119, No7, 2018.