



ISSN(Online): 2319-8753
ISSN (Print): 2347-6710

International Journal of Innovative Research in Science, Engineering and Technology

(A High Impact Factor, Monthly, Peer Reviewed Journal)

Visit: www.ijirset.com

Vol. 8, Issue 9, September 2019

Energy-Efficient Routing Protocols for Wireless Sensor Networks- Overview

Poornachander V¹, Dr. Dhanalakshmi Vadlakonda²

Research Scholar, Department of Computer Science, Osmania University Hyderabad Telangana, India¹

Assistant professor, Department of Mathematics, University College of Technology, Osmania University Hyderabad,
Telangana, India²

ABSTRACT: Wireless Networks are getting mainstream because of the idea of "3 any"- any individual, anyplace and whenever. Technological headways in wireless correspondence cleared the path to the advancement of minuscule ease, low-power and multifunctional sensor nodes in wireless sensor networks. The organization layer manages routing issues in sensor networks. Since radio transmission and gathering devours enormous measure of vitality, power is a significant factor to be researched on. Vitality preservation is, in this way, a vital issue in wireless sensor networks. Progressing research includes planning routing conventions that require less vitality during correspondence along these lines expanding the networks lifetime. For the more significant part of the applications, a substitution of vitality is excessively costly. A vitality reaping wireless sensor networks utilize nodes that can gather vitality from the condition. This paper gives an overview of vitality effective routing. In any WSN application estimated information is assembled at customary spans and the equivalent is sent to the Base station (BS) by utilizing neighbouring nodes. By shaping bunches of nodes in the WSN, the deliberate information from the nodes can be collected, and the collected worth can be sent towards the BS rather than sending each estimation esteem and subsequently diminishing vitality devoured by the nodes. By receiving progressive routing conventions, it is conceivable to lessen vitality utilization extensively.

KEYWORDS: WSN, Energy efficiency, Leach,

I. INTRODUCTION

Wireless Sensor Networks (WSN's) are in effect broadly utilized in checking different physical wonders. WSN can be applied practically in any condition which calls for checking before making a right move. WSNs discover their application territories in calamity the executives, condition checking, office the executives, smart homes, accuracy agribusiness, coordinations medication and medical services, military order and control, nursery observing, basic wellbeing checking, etc.[1]. One of the significant disadvantages hampering the activity of a WSN is restricted vitality accessible with every one of the nodes. Thus, it is essential to save vitality to expand the lifetime of a WSN sending. Sensors are small gadgets which screen different conditions like temperature, dampness, pressure and so forth and later believer it into an electrical sign. These sensor gadgets can impart either straightforwardly to the Base Station (BS) or among one another. Every node thus requires a force source that is sufficiently brilliant to give a node most meaningful life notwithstanding its tiny size. Oneself sorting out the ability of sensor nodes gives a few difficulties to the analysts in planning the organization conventions. A WSN is an interconnected wireless snare of a considerable number of nodes. The information parcels sent by every one of the nodes pass through a few different nodes going about as transfers before, in the long run, arriving at the objective (BS). The information transmission in wireless correspondence expends more force than information preparing. Routing decides the way to be trailed by every packet

International Journal of Innovative Research in Science, Engineering and Technology

(A High Impact Factor, Monthly, Peer Reviewed Journal)

Visit: www.ijirset.com

Vol. 8, Issue 9, September 2019

in order to arrive at its ideal objective. Considering the vitality requirements, conventional Adhoc routing conventions are inadmissible for WSN's.

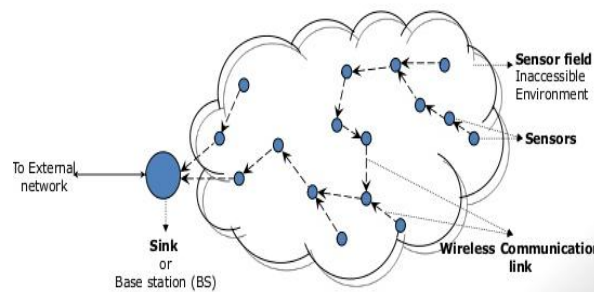


Fig 1: Communication Architecture

The communication architecture of WSN, appeared in Fig1 comprise of sensor nodes dissipated in a sensor field with every one of the nodes equipped for gathering and routing information back to sink and the end clients. They may likewise have area discovering framework, a force generator and a mobilizer relying upon the applications[2]. The significant worry for researchers and analysts is the force unit. To streamline life season of node, calculations and conventions that can make most extreme out of the local force source to be planned. In WSN the network layer points in boosting the lifetime by finding ways for vitality effective course arrangement and dependable handing-off of information from sensor nodes to sink. Many routing conventions have been proposed to take care of the routing issue in WSNs. The plans of routing conventions are moreover influenced by different factors, for example, sending, vitality utilization, security and so forth—analysts in this way centre more around planning vitality productive nodes and conventions that could uphold different tasks.

II. ENERGY-EFFICIENT HIERARCHICAL BASED ROUTING

In WSNs, information transmission is the most vitality consumer and gives a need to an architecture in which the transmission to a Base Station (BS) is kept as low as could reasonably be expected and that, all decisions are made at node level[3]. Moreover, scalability ends up being significant as several nodes develop, and the size of the organization gets increased. An appropriate approach is hierarchical architecture. Here, the whole organization is separated into some virtual layers (clusters) and nodes in a similar layer will have the same job. A portion of the nodes is elected as cluster head (CH) of each cluster in request to oversee assignments among the nodes effectively. Clustering reduces the heap on the network by using the correlation among the information, conglomerating them, bringing about a more efficient vitality consumption. CHS is mindful for a get-together and conglomerating the information from nodes lastly send it to the BS[4]. The fundamental objective of hierarchical based routing protocols is to efficiently keep up the vitality consumption of sensor nodes by including them in multi-jump communication inside a cluster and by performing information accumulation and combination. This reduces the quantity of communicated messages to the sink and transmission distance of sensor nodes. Each clustered WSN is said to have three fundamental characteristics: cluster properties, CH properties and clustering process properties. Cluster properties include the number of clusters, cluster size, intra-cluster communication and between cluster communication. The CHS can be either fixed or versatile, an organization can be homogenous or heterogeneous, and the elected CHs have a considerable effect on the clustering calculation performance. Clustering calculations can be either disseminated or centralized, and each calculation has its own CH election mechanism. There are a few hierarchical protocols such as LEACH, LEACH-C, PEGASIS, TEEN, APTEEN, BCDCP, HEED, etc.

International Journal of Innovative Research in Science, Engineering and Technology

(A High Impact Factor, Monthly, Peer Reviewed Journal)

Visit: www.ijirset.com

Vol. 8, Issue 9, September 2019

III. TWO - LEVEL LEACH (TL-LEACH)

In LEACH, each CH node needs to convey to the BS straightforwardly. Not many CH nodes can be right up front closeness to the BS. The inaccessible CH nodes need to increment their capacity levels in order to reach the BS creating additional vitality channel[5]. To broaden the lifetime of the WSN, it is required to lessen the number of nodes imparting to the BS straightforwardly.

The CH's chosen during the arrangement period of LEACH try not to impart legitimately. Another degree of CH among the first level CH's is presented. One among the main level CH's is chosen as the second-level CH, and this second-level CH imparts to the BS legitimately. In this way, a two-level structure comprises of leaf nodes, first-level CH's and second level CH's[6]. The main level CH's accumulate information from their separate group individuals, total and send the equivalent to their particular second-level CH's, which additionally total the got information again and send the equivalent to the BS legitimately.

Two-level LEACH Operation:

The activity of TL-LEACH is broken into three stages:

1. Election of CH's:

Election of CH's is completed in two steps: level-1 CH's are chosen first, and afterwards, level-2 CH's are chosen among level-1 CH's. The election of level-1 CH's is the same as in LEACH. After level-1 CH's election process has been finished, the level-2 CH's election is started. The level-2 CH's speak with the BS legitimately[7]. Each level-1 CH broadcasts its present vitality status us furthermore, contrasts its vitality status and broadcast messages which incorporate their e-messages. Contingent upon the vitality level, CH's is chosen as level-2 CH furthermore level-1 CH.

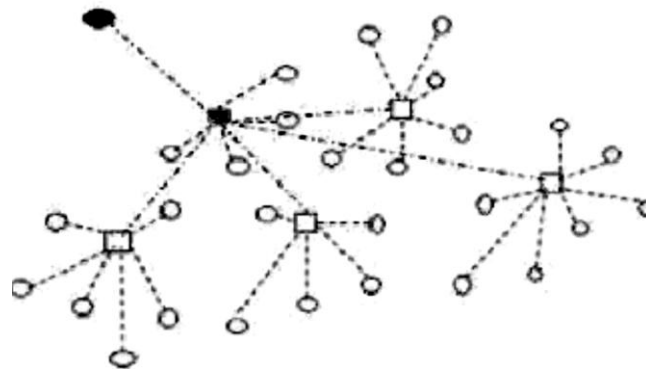


Fig 2: Two-Level Hierarchical Structure

2. Cluster setup:

After level-1 CH's election is finished, each level-1 CH broadcasts an advertisement message which contains the data fitting the bill for the CH alongside its ID. The other leaf nodes choose which cluster to join, in case they can listen to more than one level-1 CH advertisements, contingent upon the strength of the advertisement signals. At that point, the leaf node transmits a response message NodeACK message back to the corresponding level-1 CH. The NodeACK contains its ID and the ID of the level-1 CH that it intends to get associated with. Each level-1 CH records the number of its cluster members[8]. The level-2 cluster setup is similar to the level-1 cluster setup, as level-1 CH's being leaf nodes for level-2 CH's. The NodeACK messages sent by level-1 CH's to level-2 CH's

International Journal of Innovative Research in Science, Engineering and Technology

(A High Impact Factor, Monthly, Peer Reviewed Journal)

Visit: www.ijirset.com

Vol. 8, Issue 9, September 2019

should contain the number of leaf nodes supported by them, notwithstanding the level-1 CH's ID and the ID of the level-2 CH it intends to join[9]. Each level-2 CH records the absolute number of level-1 CH's supported by it and all leaf nodes having a place with corresponding level-1 CH's. Based on this number, the level-1 CH creates a TDMA schedule and broadcasts the same to the entirety of its nodes.

3. Data transmission:

When the clusters are made, and the TDMA schedule is fixed, data transmission can start. Leaf nodes start transmitting their data to their level-1 respective CH, which aggregates the data got from the constituent leaf nodes and sends this accumulated data to its level-2 CH. Fused again by the level-2 CH before sending to the BS[11].

IV. DIRECTED DIFFUSION LEACH (DD-LEACH)

The lifetime of the LEACH based WSN can be expanded further by selecting a halfway node which communicates to the BS instead of all the CH's imparting to the BS straightforwardly. The exhibition of LEACH convention can be additionally improved by using coordinated diffusion convention at the second level[10].

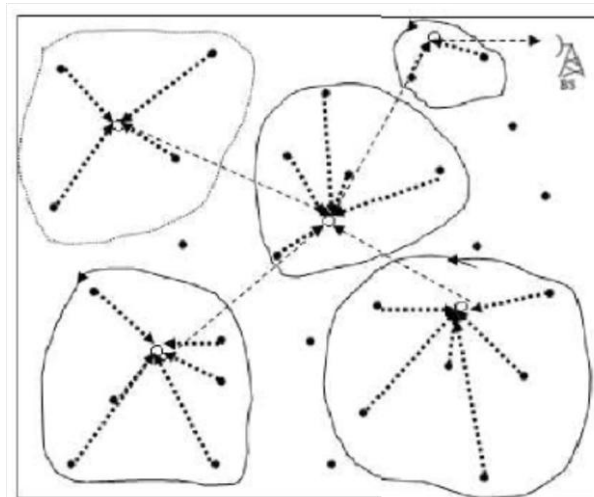


Fig 3: Network topology for DD-LEACH protocol

DD-LEACH Operation

The level-1 CH's are chosen in a similar way as in LEACH. The level-1 CH's endeavour to speak with the BS. The BS broadcasts reference point messages. Those level-1 CH's, which are closer to the BS, listen to the signal messages and transfer the same to other level-1 CH's. When a level-1 CH gets a guide message from the BS, it establishes gradients with its neighbouring level-1 CH's. The collected data is passed using the same way established by gradients towards the BS. Since the level-1 CH's do not convey to the level-2 CH's or the BS directly, transmit force can be decreased and subsequently resulting in diminished vitality consumption[12]. Since the data is not transmitted straightforwardly to the BS, it results in increased dormancy.

International Journal of Innovative Research in Science, Engineering and Technology

(A High Impact Factor, Monthly, Peer Reviewed Journal)

Visit: www.ijirset.com

Vol. 8, Issue 9, September 2019

V. CONCLUSION

In this work, the necessary LEACH convention has been reached out for vitality proficiency. The simulation results show that the proposed clustering approaches are more vitality productive and subsequently more successful in delaying the WSN lifetime. Both TL-LEACH and DD-LEACH conserve vitality through staggered clustering. The DD-LEACH convention consumes less vitality as the time elapses, however with increased dormancy in the organization. For environments, where the wonder boundary being sensed is quickly changing, the TL-LEACH would be more proper convention. The TL-LEACH can be made to last more, on the off chance that it is statistically discovered that those nodes at the high-level hierarchy consuming more vitality are furnished with higher limit vitality source.

REFERENCES

- [1] Yan, Jian-Feng, and Yuan-Liu Liu. Improved LEACH routing protocol for large scale wireless sensor networks routing. Electronics, Communications and Control (ICECC), 2011 International Conference on. IEEE, 2011.
- [2] Vishal Dineshkumar Soni. (2018). Prediction of Geniunity of News using advanced Machine Learning and Natural Language processing Algorithms. International Journal of Innovative Research in Science Engineering and Technology, 7(5), 6349-6354. doi:10.15680/IJRSET.2018.0705232
- [3] Khamforoosh, Keyhan, and Hana Khamforoush. A New Algorithm for Energy Reduction in Wireless Sensor Networks. 2nd IEEE International Conference on Computer Science and Information Technology 2009;505 –509
- [4] Vishal Dineshkumar Soni. (2018). Internet of Things based Smart Parking System using ESP8266. International Journal of Advanced Research in Electrical Electronics and Instrumentation Engineering, 7(4), 1839-1843. DOI: 10.15662/IJAREEIE.2018.0704056
- [5] Srbinovski, B., Magno, M., O'Flynn, B., Pakrashi, V., & Popovici, E. Energy aware adaptive sampling algorithm for energy harvesting wireless sensor networks. Sensors Applications Symposium (SAS), IEEE 2015; 1-6.
- [6] Ankit Narendrakumar Soni (2018). Smart Devices Using Internet of Things for Health Monitoring. International Journal of Innovative Research in Science, Engineering and Technology, 7(5), 6355-6361. doi:10.15680/IJRSET.2018.0705233
- [7] Mahmood, D., Nadeem Javaid, Sajjad Mahmood, Shaima Qureshi, Atif M. Memon, and Tariq Zaman. MODLEACH: a variant of LEACH for WSNs. Broadband and Wireless Computing, Communication and Applications (BWCCA), 2013 Eighth International Conference on IEEE 2013; 158-163.
- [8] Vishal Dineshkumar Soni .(2018). Internet of Things based Energy Efficient Home Automation System. International Journal of Innovative Research in Science Engineering and Technology, 7(3), 2924-2929. doi:10.15680/IJRSET.2018.0703148.
- [9] Ankit Narendrakumar Soni (2018). Feature Extraction Methods for Time Series Functions using Machine Learning. International Journal of Innovative Research in Science, Engineering and Technology, 7(8), 8661-8665. doi:10.15680/IJRSET.2018.0708062
- [10] Patel, Dhaval K., Milin P. Patel, and Ketul S. Patel. Scalability Analysis in a wireless sensor network with leach Routing Protocol. Computer and Management (CAMAN), 2011 International Conference on. IEEE, 2011.
- [11] Ankit Narendrakumar Soni (2018). Data Center Monitoring using an Improved Faster Regional Convolutional Neural Network. International Journal of Advanced Research in Electrical, Electronics and Instrumentation Engineering, 7(4), 1849-1853. doi:10.15662/IJAREEIE.2018.0704058
- [12] Afsar, M. Mehdi, and Mohammad-H. Tayarani-N. Clustering in sensor networks: A Literature survey. J. Network and Computer Applications 46(2014); 198-226.