



e-ISSN: 2319-8753 | p-ISSN: 2320-6710

IJRSET

International Journal of Innovative Research in
SCIENCE | ENGINEERING | TECHNOLOGY




INTERNATIONAL JOURNAL OF INNOVATIVE RESEARCH


IN SCIENCE | ENGINEERING | TECHNOLOGY

Volume 9, Issue 9, September 2020

ISSN INTERNATIONAL
STANDARD
SERIAL
NUMBER
INDIA

Impact Factor: 7.512

 9940 572 462

 6381 907 438

 ijirset@gmail.com

 www.ijirset.com

CCSDS Based Image Compression and Decompression Using Matlab

Surya C, Dr.N.Anusha

Department of ECE, S.A Engineering College, Poonamallee-Avadi Main Road, Veeraraghavapuram, Thiruverkadu post,
Chennai, India

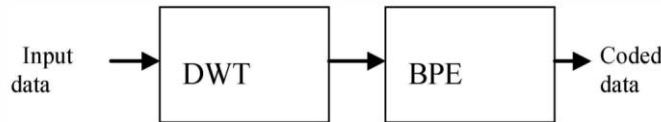
Professor, Department of ECE, S.A Engineering College, Poonamallee-Avadi Main Road, Veeraraghavapuram,
Thiruverkadu post, Chennai, India

ABSTRACT: In communication, compression is utilized to decrease the size of the information with a specific end goal to reduce memory space for information stockpiling, lessening data transfer capacity necessities for ongoing transmission, diminishing the transmission time by decreasing bit rate of information. Consultative Committee for Space Data System (CCSDS) image compression standard is one of compelling compression strategy similar to JPEG2000/SPIHT. This standard encourages both lossy and lossless compression of gray scale images. It is in based on Discrete Wavelet Transform (DWT) and a Bit Plane Encoder to give progressive compression/decompression. It is carried out in different stages, decompression is carried out in its invert way and every decompression stage's yield gives the closest of original image and last stage gives the original image with no misfortune. An outcome is produced for encoding performed to the low frequency substance of the DWT translated image because the human visual system is more delicate to the low frequency segment and encoding is carried out just on low frequency contains that gives lossy compression but accomplished high compression ratio.

I.INTRODUCTION

THE lossy compression is used extensively In space system or multimedia application for one or more objective like reducing transmission time, reducing transmission bandwidth utilization and reducing data rate. contains result analysis, which determines the lossy compression on different images with their compression parameters and also compares CCSDS standard with JPEG2000 standard at high compression ratio. II. CCSDS STANDARD RECOMMENDATION [1][21 The CCSDS Standard Recommendation for Image Data Compression specified the algorithm for compression of gray scale pictures. Its hardware implementation required less resource. The recommendation is for gray scale (two dimensional) images with having a greatest dynamic range (bit depth) of 16 bits. It accommodates both lossy and loss less standard. The basic block diagram of CCSDS Standard Recommendation contains DWT and BPE. Fig. I Basic Block Diagram of CCSDS Standard Recommendation [I] DWT gives 3-level of image transformation for two dimensional images and BPE gives further encoding of the DWT output. BPE is coded in three section: (1) DC Coding (2) AC-Bit Depth coding (3) AC Bit Plane Coding. This standard provides a segment header which is convey the parameters for selecting the compression technique, i.e. image height, width, pixel depth, quality stop and rate stop for lossy image compression. The CCSDS Recommended Standard for Image Data A. Basic compression process Compression is planned to be suitable for spacecraft utilization and its complexity is sufficiently low for hardware implementation and memory buffer requirement is also low. It can support strip-based input format as well as frame based input format .This compressor consists of two blocks: first DWT (discrete wavelet transform) and second Bit Plane Encoding (BPE). The BPE performs DC (Low frequency component) and AC(high frequency component) data encoding by obtaining DWT coefficients. In this paper section II contains brief description of CCSDS standard algorithm, from which DC compression performs lossy compression. Section III contains parameters of compression, contains result analysis, which determines the lossy compression on different images with their compression parameters and also compares CCSDS standard with JPEG2000 standard at high compression ratio. II. CCSDS STANDARD RECOMMENDATION on [1][21 The CCSDS Standard Recommendation for Image Data Compression specified the algorithm for compression of gray scale pictures. Its hardware implementation required less resource. The recommendation is for gray scale (two dimensional) images with having a greatest dynamic

range (bit depth) of 16 bits. It accommodates both lossy and loss less standard. The basic block diagram of CCSDS Standard Recommendation contains DWT and BPE. Fig. 1 Basic Block Diagram of CCSDS Standard Recommendation [1] DWT gives 3-level of image transformation for two dimensional images and BPE gives further encoding of the DWT output. BPE is coded in three section: (1) DC Coding (2) AC-Bit Depth coding (3) AC Bit Plane Coding. This standard provides a segment header which is convey the parameters for selecting the compression technique, i.e. image height, width, pixel depth, quality stop and rate stop for lossy image compression.



1 Basic Block Diagram of CCSDS Standard Recommendation [1]

II.DWT

3-level image transformation which gives better decorrelation of image pixels and provides frequency information of image i.e. LL3 (3rd level of DWT) sub-band containing low frequency information and others sub-bands containing high frequency information comprising to 10 sub-bands in 3-level DWT. The CCSDS Recommendation provides two types of DWT computation: an integer DWT (IDWT) and a floating point DWT (FDWT). The integer DWT requires only integer arithmetic; is fit for giving lossless compression and has lower implementation complexity; yet lower compression ratio. The floating point DWT gives enhanced compression effectiveness, but needs floating point estimations and can't give lossless compression. The DWT stage performs three levels of two-dimensional (2-d) wavelet decomposition and creates 10 sub-bands. Fig.2 demonstrates a three-level 2-d DWT decomposition, 2D DWT is processed by first applying the IDWT to each image rows , and after that to the each transformed image columns. Consequent stages of decomposition are connected to LL band from the previous stage. The standard prescribes 3 levels of decomposing an image into 10 sub bands.

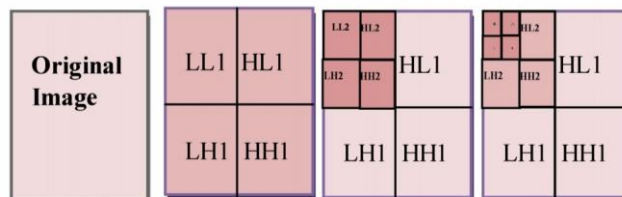


Fig. 2 Three-Level 2d DWT Decomposition of an Image [1] (at 4th Fig. * indicates LL3 band, ^ indicates HL3 band, / indicates LH3 band, ' indicates HH3 band)

III.BPE

After DWT processing, the Bit Plane Encoder handles DWT coefficient for data compression. The Bit Plane Encoder encodes a segment of images from most significant bit (MSB) to least significant bit (LSB). BPE retrieves the wavelet domain data and uses different compression scheme for different DWT sub-band data. According to various compression ratio requirements, BPE performs data truncation if constant rate data is required. After necessary header information is added, the compressed data is sent to mass memory word by word for storage. The BPE performs DC and AC data compression as the flow shown in Fig. 4. In AC part maximum value of each block will be computed, further to achieving more quality of image AC bit plane coding is done plane by plane, in AC part data, it consists of 5 stages [41]. The Bit Plane Encoder (BPE) processes wavelet coefficients in groups of 64 coefficients referred to as block from which a single DC coefficient (LL3 sub-bend) and its corresponding 63 AC coefficients (Fig.3).

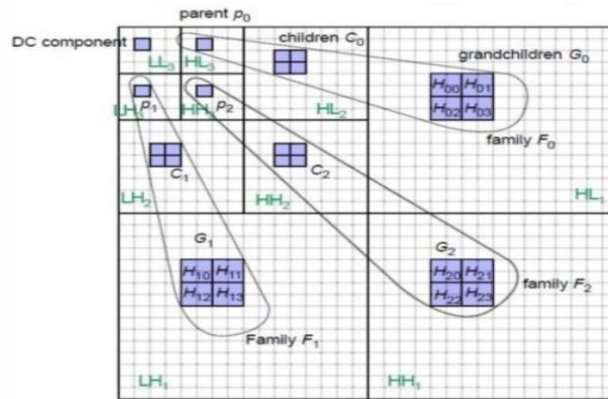


Fig.3 A block (64 coefficients)^[11]

IV.RESULT ANALYSIS

To stop compression at DC compression level and obtained lossy compression. In Fig.9 and table 3 represented results of lossy compression applied on various images.

For the standard Images obtained the PSNR between 20db to 25 dB with high compression ratio. These images compressed using the DC coding when selected DC Stop=1 and stop to code further coding techniques for the compression. At this stage we got a high compression ratio. This stage gives lossy compression which does not give good vision of the image, but achieves good compression ratio. This DC Stop technique is used in satellite images for identification of the image.




Fig. 9 Comparison between original Image and Compressed image for Standard images

V.CONCLUSION AND FUTURE SCOPE

In high compression ratio applications to reduce bandwidth, transmission rate, transmission time like interplanetary mission. This Lossy compression standard obtained by implementing only up to DC-algorithm; eliminating coding of further stages gives high compression ratio. Also show that up to DC-coding lossy compression method useful for space application with good PSNR. The particular stage selection can be helpful to get the quality limit of image for better compression. Also comparing compression parameters with JPEG2K and obtaining good vision at higher compression ratio. The presented algorithm can be implemented on FPGA hardware with less utilization of resources.

REFERENCES

- [1] CCSDS, "Image Data Compression. Recommendation for Space Data System Standards",CCSDS 122.0-B-1. Blue Book. Issue 1. Washington, D.C., USA: CCSDS, (November2005)
- [2] CCSDS, "Image Data Compression. Report Concerning Space Data Systems Standards",CCSDS 120.1-G-1. Green Book. Issue I. Washington, D.C., USA: CCSDS, (June 2007)
- [3] I. GaJi'J, B. Zovko , S. Rimac- "computer image quality selection between jpeg, jpeg 2000 and pde compression" IEEE - IWSSIP , page. 437-447, April 2012
- [4] Albert Lin - "Hardware Implementation of a Real-Time Image Data Compression for Satellite Remote Sensing",ISBN ,June-2012
- [5] Mingyu Li, Xiaowei Vi, Hengtai Ma- "A scalable encryption scheme for ccsds image data compression standard",IEEE- ICITIS-2010
- [6]G.Bheemeswara Rao, T. Surya Kavitha U. Yedukondalu-" FPGA Implementation of JPEG2000 Image Compression using Modified DA based DWT and Lifting DWT-IDWT Technique",international journal of IJERA , vol. 2, nov-dec 2012
- [7] M. Rabbani, R. Joshi-" An overview of the JPEG2000 still image compression standard" , INPROCEEDINGS-2002
- [8] Jian-Jiun Ding, Wei-Vi Wei, and Guan-Chen Pan-"modified golomb coding algorithm for asymmetric two-sided geometric distribution data", EUSIPCO" August 2012
- [9] S. Nakatsuka, T. Hamabe, Y. Takeuchi and M. Imai-" An Efficient Lossless Data Compression Method"based on Exponential-Golomb Coding for Biomedical Information and its Implementation using ASIP Technology" , IEEE-BioCAS- 2013
- [10] M, Penedo, W, A. Pearlman, p, G, Tahoces, Member, IEEE, Miguel Souto, and Juan J, Vidal-" Region-Based Wavelet Coding Methods for Digital Mammography" , I IEEE Transactions on medical images , vol 22 , no 10 , october 2003



INNO  **SPACE**
SJIF Scientific Journal Impact Factor

Impact Factor:
7.512

ISSN INTERNATIONAL
STANDARD
SERIAL
NUMBER
INDIA



INTERNATIONAL JOURNAL OF INNOVATIVE RESEARCH

IN SCIENCE | ENGINEERING | TECHNOLOGY

 **9940 572 462**  **6381 907 438**  **ijirset@gmail.com**



www.ijirset.com

Scan to save the contact details