



e-ISSN: 2319-8753 | p-ISSN: 2347-6710

IJIRSET

International Journal of Innovative Research in
SCIENCE | ENGINEERING | TECHNOLOGY

INTERNATIONAL JOURNAL OF INNOVATIVE RESEARCH

IN SCIENCE | ENGINEERING | TECHNOLOGY

Volume 11, Issue 6, June 2022

ISSN INTERNATIONAL
STANDARD
SERIAL
NUMBER
INDIA

Impact Factor: 8.118

9940 572 462

6381 907 438

ijirset@gmail.com

www.ijirset.com

A Deep Overview of Image Inpainting Approaches

Yogita¹, Shalini Bhadola², Kirti Bhatia³, Rohini Sharma⁴

Student, Sat Kabir Institute of Technology and Management, Haryana, India¹

Assistant Professor, Sat Kabir Institute of Technology and Management, Haryana, India²

Assistant Professor, Sat Kabir Institute of Technology and Management, Haryana, India³

Assistant Professor and Corresponding Author, GPGCW, Rohtak, India⁴

ABSTRACT: Digital inpainting restores slightly destroyed/removed photographs and artworks by using spatial or frequency details. In multimedia computation and image handling, digital image inpainting is a fascinating field. The latest advances in digital picture inpainting and image completion are covered in this work. The discussion will include a quick survey as well as many algorithms. The demand for assisted or unsupervised restoration grew in tandem with the growth of digital image processing and film archival, necessitating the growth of a number of methodologies and strategies. Image inpainting is the most remarkable and beneficial of them all. Many new hybrid approaches based on partial derivative equations or texture generation have recently been developed. The necessity of analytic comparison, in addition to visual comparison, motivated us to conduct the investigations described in this paper.

KEYWORDS: Image Restoration, Image Inpainting

I. INTRODUCTION

Because of the effect of the close environment, the communication channel, and other issues, images are intrinsically damaged by noise during recording, encoding, and transmission, culminating in deformation and damage of visual facts. The occurrence of noise can damage subsequent image processing activities like video processing, image processing, and geolocation. Automatic picture inpainting has key uses in computer vision and in study of the processing of images as image processing tools have improved and digital image editing has gotten more flexible. The technique of finishing or recuperating an absent portion in an image, or eliminating some items that have been added to it, is known as image inpainting. The inpainting procedure is determined by the sort of damage to the image and the application that generated the deformation. For instance, in picture renewal, we discuss about erasing scratches or text from photographs, while in an image expurgation application, our main focus is on object removal, and in image coding and transmission applications, we focus on recovering missing blocks. Scratch elimination is the final step in the restoration of virtual paintings. The type of application and the accompanying picture inpainting process is depicted in Figure 1 and fig 2 provides types of inpainting methods.

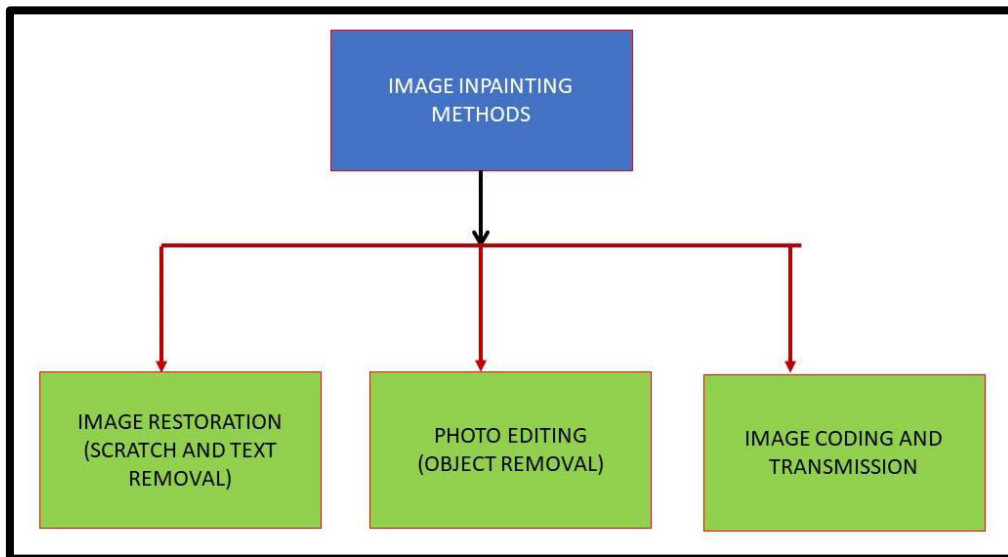


Fig 1: Image Inpainting Process

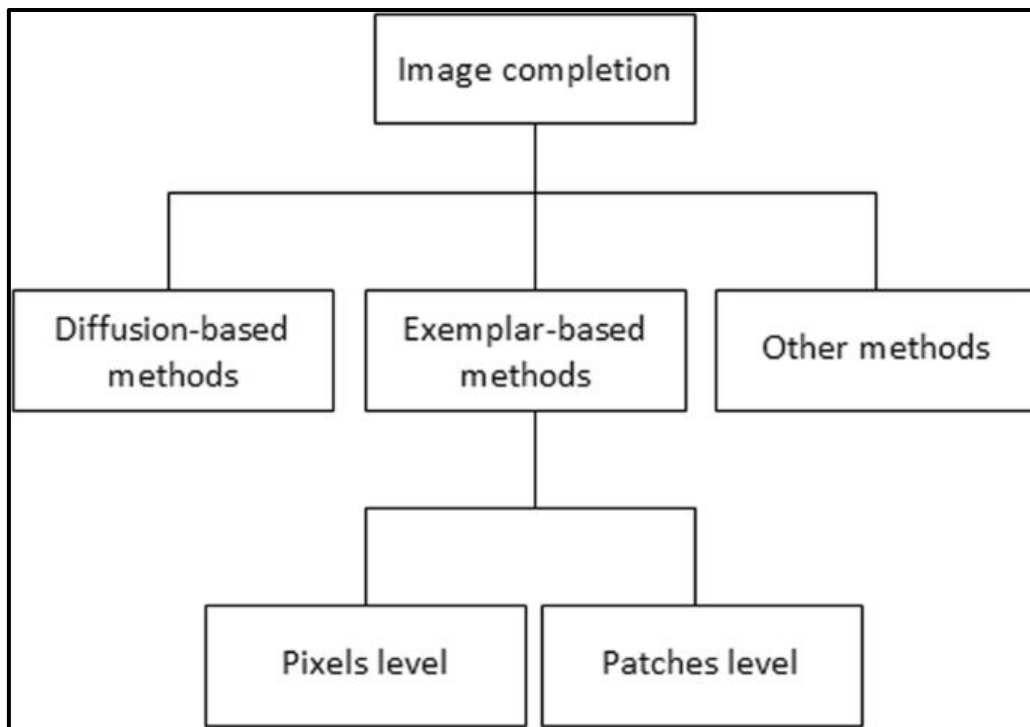


Fig 2: Types of Inpainting methods

II. RELATED WORK

Image processing is a very popular field of research. A plenty of research has been accomplished in different aspects of this area, such as recognition of face from a collection of faces [1], sentiments identification [2-3] removal of noise from the picture [4-8].

SEQUENTIAL-BASED INPAINTING METHODS:

Patch-based and diffusion-based strategies of picture inpainting can be divided into 2 types. Patch-centered solutions use techniques that search for complete substitute patches in the unspoiled section of the image and copy them to



equivalent spots to fill in the missing region. Numerous strategies for image inpainting based on patch-based methodologies have been presented. In [9], the authors developed a patch-based strategy that involves employing a Markov random field (MRF) to find a matching patch in the texture module. A patch-centered technique based on an extermination feature filter and a low-rank planned matrix was proposed by the authors in [10]. The authors of [11] developed a strategy for removing an object from a picture centered on picking the final object and restraining the scan near the object by the circumstances.

CONVOLUTIONAL-NEURAL-NETWORK-CENTERED APPROACHES:

The CNNs have recently been shown to have significant potential in all computer vision applications, particularly picture inpainting. CNN is precisely employed in this industry to optimize desired outcomes utilising voluminous training data. Although sequential-centered approaches perform well in certain aspects of photo inpainting, such as padding texture patterns, seizing the universal design remains a difficult process [12]. Various algorithms for picture inpainting based on CNNs or encoder-decoder networks centered on CNNs have been proposed. One of these algorithms, Shift-Net based on U-Net topology, recovers the missing block with high precision in respect of edifice and clearly recognized texture [12]. Authors in [12] employ the image's depth map as an input to the CNN model, whereas authors in [13] use the suggested methodology to inpaint X-ray medical pictures.

DIFFUSION-BASED INPAINTING APPROACH:

It relies upon the parametric framework or PDE. Bertalmio et. al [14] started to use the anisotropic diffusion partial differential equations (PDF) for image inpainting. Once the user selects the region to be reinstated, they can use the information surrounding the missing region to restore them by using information propagation. The directions of the propagation are based on the direction of the isophotes. Considering the image intensity corresponds to a stream in fluid dynamics and isophote is correspond to flow streamlines, they also proposed a method of image inpainting by using the Navier-Stokes equation in fluid dynamics [15]. In [16], the authors suggested an image inpainting model based on Total variation (TV). Although these diffusion-based inpainting approaches work well for filling non-textured or small missing parts, there will be some blur in the texture or larger missing region. Figure 2.2 illustrates an example of image processing using the local method vs. the non-local technique.

From the banking sector to the healthcare industry, blockchain technology has significantly altered peoples' daily lives. Adulterated photographs are widely available nowadays, posing a severe threat to social stability and individual privacy. Currently, chain data transmission is the major focus of blockchain research. Although the blockchain can guarantee that chain data transit is unaltered, it can be challenging to guarantee that the data is accurate when it is first entered into the system. The immutability will also be lost if there are 51 percent attacks.

It is required to verify the image validity on the blockchain in light of this fact. One popular technique for altering images is diffusion-based inpainting. This research suggests an image forensics approach of diffusion-based image inpainting via weighted least squares filtering enhancement taking into account the blurring effect generated by diffusion-based image inpainting. The blurring effect causes some texture changes in the inpainted sections, while the texture of the forged image is clearly visible in the areas that were not altered. Weighted least squares filtering enhances the blurring impact of the inpainted parts while better preserving the texture structure of the untouched regions. Weighted least squares filtering is used to enhance each colour channel of the input image in light of the various reflections of the altered information, allowing for the capturing of the influence of image inpainting from a variety of angles. The results of the experiments demonstrate that the suggested method not only effectively corrects the shortcomings of earlier blockchain forensics, but also performs better in terms of detection than past work, fig 2 [17].

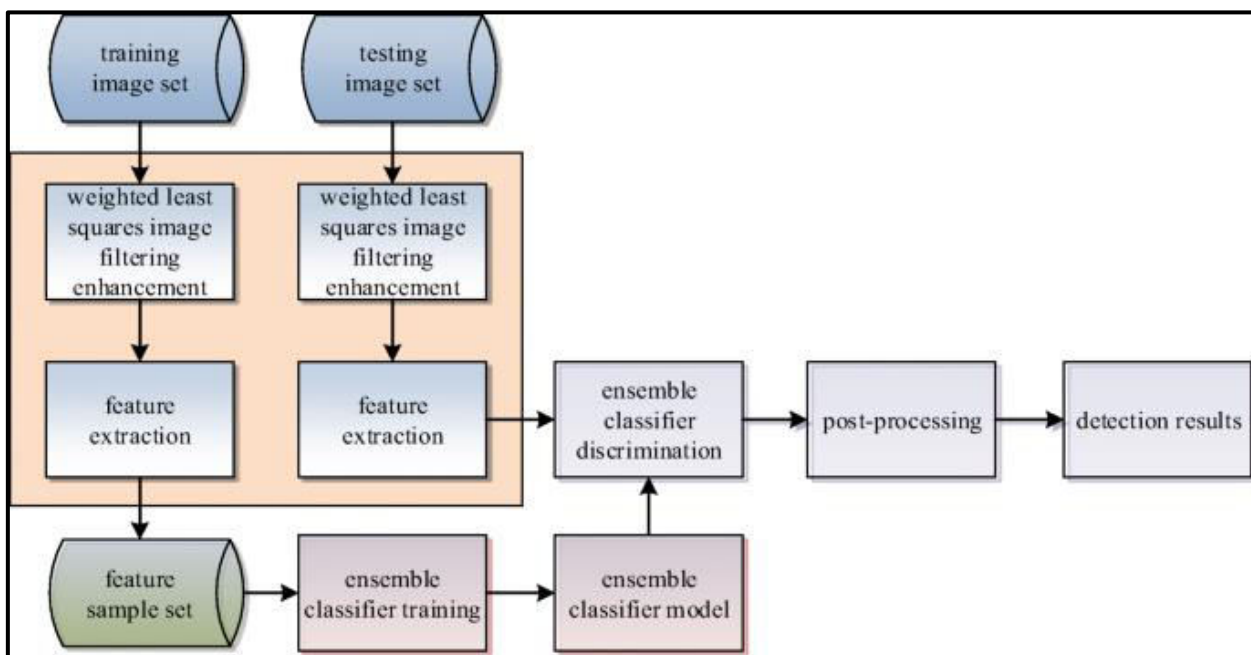


Fig 2: Diffusion-based inpainting approach

III. EXEMPLAR-BASED INPAINTING METHOD

This kind of methods are motivated by the concept of texture fusion procedure. These algorithms see the image patch as a unit, and the basic idea of these algorithms is finding the best match patch to inpaint the missing areas. As we all known, a natural image is composed of structural information suitable and texture information. According to this fact, authors in [18] recommended a method that decomposes the picture into structure layer and texture layer. Then they employed the algorithm of diffusion to inpaint the structure layer, and used the technique to process the texture layer. After that, the two recreated imageries are added back together to get the inpainting result. Authors in [19], suggested an exemplar-centered inpainting approach in order to preserve the structure information they defined image patch priority. Le Meur et. al [20] improved the filling order based on structure tensor, and applied the new filling order for their exemplar-based inpainting. Xu et.al [21] proposed a method by patch propagation by using a modified filling-in order and inpainted the missing area using the sparse linear amalgamation of candidate patches. Deng et. al [22] suggested an instance-based image inpainting method by through a new priority description that separates the Criminisi’s priority description into two stages. Conventional exemplar-based approaches, on the other hand, locate the best match patch and copy pixel values to directly reconstruct the broken patch. It has the potential to add undesired data to the inpainting patch. Furthermore, searching the entire image for the greatest match patch takes time, fig 4 [23].

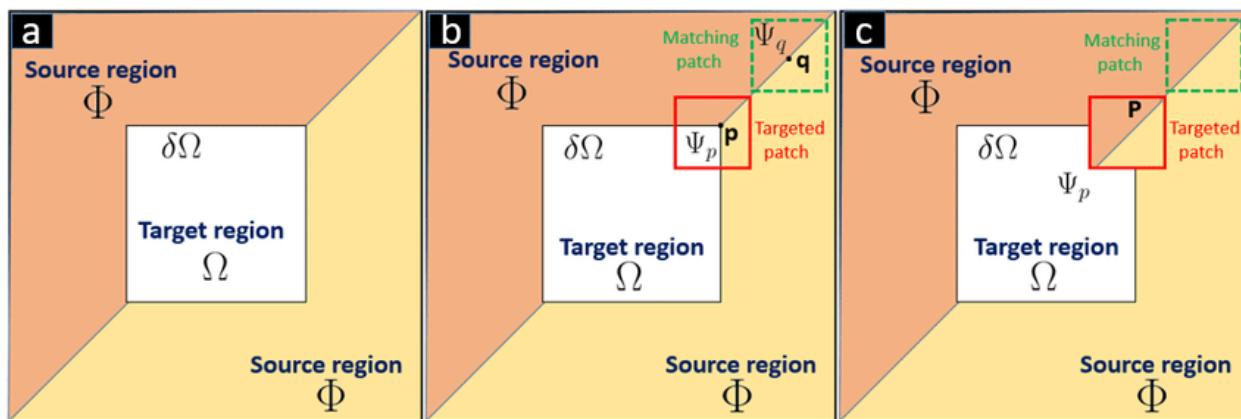


Fig 4: Exemplar-Based INPAINTING Method



IV. CONCLUSION

Numerous different areas of knowledge are involved in digital image processing, and there are numerous different methods. While new picture synthesis technology is being developed, existing technologies are also being updated and improved so they can more effectively serve the demands of processing human knowledge. In this paper, we have studied different techniques used for Image detection in the image processing area. From analysis it is evident that Laplacian operator is better than other image detection technique, but it is very sensitive to noise.

REFERENCES

- [1] Sanju, K. Bhatia, Rohini Sharma, Pca and Eigen Face Based Face Recognition Method, Journal of Emerging Technologies and Innovative Research, June 2018, Volume 5, Issue 6, pp. 491-496.
- [2] Ankit Jain, Kirti Bhatia, Rohini Sharma, Shalini Bhadola, An Overview on Facial Expression Perception Mechanisms, SSRG International Journal of Computer Science and Engineering, Volume 6 Issue 4 - April 2019, pp. 19-24.
- [3] Ankit Jain, Kirti Bhatia, Rohini Sharma, Shalini Bhadola, An emotion recognition framework through local binary patterns, Journal of Emerging Technologies and Innovative Research, Vol -6, Issue-5, May 2019.
- [4] Deepak Dahiya, Kirti Bhatia, Rohini Sharma, Shalini Bhadola, Development and Analysis of Enhanced Window Median Filter Approach of Image Denoising, International Journal Of Multidisciplinary Research In Science, Engineering and Technology, Volume 4, Issue 8, August 2021.
- [5] Deepak Kumar Shrivastava, Kirti Bhatia, Shivkant, Rohini Sharma Development and analysis of mean shift based Video object tracking tool, International journal of Innovative Research in computer and communication engineering, Vol-08, Issue-07, July 2020.
- [6] Deepak Dahiya, Kirti Bhatia, Rohini Sharma, Shalini Bhadola, A Deep Overview on Image Denoising Approaches, International Journal of Innovative Research in Computer and Communication Engineering, Volume 9, Issue 7, July 2021.
- [7] Jyoti, Kirti Bhatia, Rohini Sharma, Development of Wavelet Based Image Denoising, International Journal of Trend in Scientific Research and Development, Volume 4 Issue 5, July-August 2020.
- [8] Jyoti, Kirti Bhatia, Shalini Bhadola, Rohini Sharma, An Analysis of Facsimile Demosaicing Procedures, International journal of Innovative Research in computer and communication engineering, Vol-08, Issue-07, July 2020.
- [9] Ružić T, Pižurica A (2014) Context-aware patch-based image inpainting using markov random field modeling. IEEE Trans Image Process 24(1):444–456.
- [10] Jin KH, Ye JC (2015) Annihilating filter-based low-rank hankel matrix approach for image inpainting. IEEE Trans Image Process 24(11):3498–3511.
- [11] Kawai N, Sato T, Yokoya N (2015) Diminished reality based on image inpainting considering background geometry. IEEE Trans Vis Comput Gr 22(3):1236–1247 Diwakar M, Kumar M (2018) A review on CT image noise and its denoising. Biomed Signal Process Control 42, 73–88.
- [12] Zhao J, Chen Z, Zhang L, Jin X (2018) Unsupervised learnable sinogram inpainting network (sin) for unlimited angle ct reconstruction. arXiv preprint arXiv:1811.03911 Diwakar M, Kumar M (2018). A review on CT image noise and its denoising. Biomed Signal Process Control 42, 73–88.
- [13] Milanfar, P. (2013). A tour of modern image filtering: new insights and methods, both practical and theoretical. IEEE Signal Process Mag 30(1), 106–128.
- [14] Bertalmio, M., Sapiro, G., Caselles, V., & Ballester, C. (2000). Image inpainting. Proceedings of the 27th Annual Conference on Computer Graphics and Interactive Techniques (pp. 417-424).
- [15] Bertalmio, M., Bertozzi, A. L., & Sapiro, G. (2001) Navier-stokes, fluid dynamics, and image and video inpainting. Proceedings of the 2001 IEEE Computer Society Conference on Computer Vision and Pattern Recognition.
- [16] Chan, T., & Shen, J. (2001). Local inpainting models and tv inpainting. SIAM J. Appl. Math, 62(3), 1019-1043.
- [17] Yujin Zhang, Tingting Liu, Carlo Cattani, Qing Cui & Shuxian Liu, Diffusion-based image inpainting forensics via weighted least squares filtering enhancement, Multimedia Tools and Applications volume 80, pages 30725–30739 (2021).
- [18] Bertalmio, M., Vese, Sapiro, L. G., & Osher, S. (2003). Simultaneous structure and texture image inpainting. IEEE Transactions on Image Processing, 12(8), 882-889 Gonzalez RC, Woods RE (2006) Digital image processing, 3rd edn. Prentice-Hall, Inc, Upper Saddle River.



- [19] Criminisi, A., Perez, P., & Toyama, K. (2004). Region filling and object removal by exemplar-based image inpainting. *IEEE Transactions on Image Processing*, 13(9), 1200-1212. Jain AK (1989) *Fundamentals of digital image processing*. Prentice-hall, Inc, Upper Saddle River.
- [20] Meur, O. Le., Gautier, J., & Guillemot, C. (2011). Exemplar-based inpainting based on local geometry.
- [21] Xu, Z., & Sun, J. (2010). Image inpainting by patch propagation using patch sparsity. *IEEE Transactions on Image Processing, A Publication of the IEEE Signal Processing Society*, 19(5), 1153-1165.
- [22] Deng, L. J., Huang, T. Z., & Zhao, X. L. (2005). Exemplar-based image inpainting using a modified priority definition. *Plos One*, 10(10).
- [23] Hassan H. Hassan & Serguei Goussev, *Inpaining: a new way to restore geophysical data corrupted by culture noise and missing data gaps*, Multiphysics Imaging Technology, Inc., 2019.



INNO SPACE
SJIF Scientific Journal Impact Factor
Impact Factor: 8.118



ISSN INTERNATIONAL
STANDARD
SERIAL
NUMBER
INDIA



INTERNATIONAL JOURNAL OF INNOVATIVE RESEARCH

IN SCIENCE | ENGINEERING | TECHNOLOGY

 **9940 572 462**  **6381 907 438**  **ijirset@gmail.com**



www.ijirset.com

Scan to save the contact details