



e-ISSN: 2319-8753 | p-ISSN: 2347-6710

# IJRSET

International Journal of Innovative Research in  
**SCIENCE | ENGINEERING | TECHNOLOGY**



# INTERNATIONAL JOURNAL OF INNOVATIVE RESEARCH

IN SCIENCE | ENGINEERING | TECHNOLOGY

Volume 13, Issue 5, May 2024

**ISSN** INTERNATIONAL  
STANDARD  
SERIAL  
NUMBER  
INDIA

Impact Factor: 8.423

9940 572 462

6381 907 438

[ijirset@gmail.com](mailto:ijirset@gmail.com)

[www.ijirset.com](http://www.ijirset.com)

# Visualisation of a House using AR and VR

Naveen kumar, Rahul, Sathyananda Holla k, Saqhib s, Ms Eshwaridevi Jagapur

U.G. Student Department of Computer Science Engineering, Reva university, Bangalore, Karnataka, India

U.G. Student Department of Computer Science Engineering, Reva university, Bangalore, Karnataka, India

U.G. Student Department of Computer Science Engineering, Reva university, Bangalore, Karnataka, India

U.G. Student Department of Computer Science Engineering, Reva university, Bangalore, Karnataka, India

Assistant Professor, School of Computer science Engineering, Reva university, Bangalore, India

**ABSTRACT:** House Vision Pro is revolutionizing architectural design with its augmented reality (AR) platform that enables comprehensive visualization and customization of future construction projects. Users can create, modify and navigate a virtual environment that promotes collaboration and informed decision-making. Potential features include advanced simulation, AI integration and mobile AR enhancements that promise further innovation in architectural visualization. House Vision Pro enables architects, designers and stakeholders to realize their vision of the built environment with unprecedented clarity and precision.

**KEYWORDS:** Augmented Reality (AR), Virtual Reality (VR), Mobile, Blender, Real Estate.

## I. INTRODUCTION

A central but challenging vision of the future of buildings is central to the field of architectural design and construction. Traditional methods of visualizing architectural designs often lack the immersive experience needed to truly understand the spatial dynamics and aesthetics of a structure. In response, we present House Vision Pro, an innovative augmented reality (AR) platform designed to revolutionize the visualization of future construction projects.

House Vision Pro uses advanced 3D modelling techniques to create highly detailed and accurate representations of proposed buildings. Utilizing AR technology, these models are seamlessly integrated into the physical environment, allowing architects, designers and clients to explore and interact with virtual structures in the real world. Wearable AR devices or mobile applications allow users to walk through virtual spaces, see architectural details and experience the atmosphere of the spaces on offer.

Key features of House Vision Pro include real-time visualization, customizable design options, and collaboration tools for multidisciplinary teams. Architects can iteratively refine their plans using stakeholder feedback and optimizing room layouts for functionality and aesthetics. Clients gain a better understanding of proposed projects, enabling informed decision-making and encouraging greater engagement throughout the design process.

In addition, House Vision Pro is an effective communication tool that bridges the gap between architects and clients, facilitating a clear and comprehensive solution. planning discussions of design concepts and project goals. By democratizing the visualization of future buildings, House Vision Pro empowers stakeholders to actively participate in the architectural design process, resulting in more innovative and sustainable built environments.

In this article, we present the conceptual framework, technical implementation and potential applications of House Vision Pro. Through case studies and user feedback, we demonstrate the effectiveness of our AR platform in improving visualization and communication for future construction projects. We believe that House Vision Pro represents a significant advance in architectural design technology, paving the way for a more collaborative and immersive approach to building visualization in the digital age.

## II. LITERATURE SURVEY

2.1. "Research of Virtual Reality Technology in Home Design" 2nd International Conference on Computer Modeling, Simulation and Algorithm. School of Computer Science and Technology, Central South University Changsha, China  
The primary topic of this essay is the use of virtual reality technology in interior design. Customers may experience a more lifelike experience and move freely around each space thanks to virtual reality technology, which allows them to

feel the future house firsthand. Constructed by the importation of real 3D models and household designs, along with the utilisation of virtual reality modelling language (VRML) developed through an interactive link to the object prototype, furniture design based on web 3D virtual reality display system technology can be swiftly constructed. In addition to enhancing customer happiness and raising understanding of the true effects of home décor, the system's rich interactive techniques, adjust and contrast design, combination scheme design, and virtual simulation practice are also available. Engineering practice demonstrated that the system

2.2. “Application of augmented reality and virtual reality in architecture and planning: an overview” School of Architecture & Design, Manipal University Jaipur Dehmi Kalan, Off Jaipur-Ajmer Expressway, Jaipur - 303 007, Rajasthan, India Manipal University Jaipur Dehmi Kalan, Off Jaipur-Ajmer Expressway, Jaipur – 303 007, Rajasthan, India.

AR and VR are simulation technologies designed to help with time-saving worldwide evolution. Although time is a tough resource to manage, when automation is used to handle tasks, it may be done more productively and efficiently. Although everyone involved is thrilled about AR and VR's integration into our way of life, not everyone has fully appreciated its implications. In Architecture & Planning, augmented reality (AR) and virtual reality (VR) were introduced as supporting tools. They have helped generate multiple design options, expanded visualisation possibilities, and given us more enhanced, specific, and detailed experiences in real-time; this has allowed us to visualise the end result of the work at hand well in advance of the project's start. These resources are being improved for use in municipal planning decisions, assisting residents in interacting with local government, gaining access to public services, and making plans.

2.3. “A research agenda for augmented and virtual reality in architecture, engineering and construction” Advanced Engineering Informatics 45 (2020) 101122 University of West England's Big Data Enterprise and Artificial Intelligence Laboratory Juan Manuel Davila Delgado, Lukumon Oyedele, Peter Demian, and Thomas Beach are affiliated with Bristol, UK School of Engineering, Cardiff University, UK School of Architecture, Building and Civil Engineering, and Loughborough University, UK.

This study examines how augmented reality (AR) and virtual reality (VR) are used in the fields of architecture, engineering, and construction. It also suggests a research agenda to close the current gaps in necessary skills. 54 experts from 36 organisations in the business and academic sectors participated in a series of exploratory workshops and questionnaires. Six AR and VR use cases—stakeholder engagement, design support, design review, construction support, operations and management assistance, and training—were defined based on the data gathered from the workshops. A proposed future research agenda falls into three primary types of study: (i) engineering-grade devices, which includes research that makes durable devices practical, such as the challenging and complex conditions of requirements of the construction sector. In order to help practitioners make informed adoption decisions, this study offers crucial information. It offers a research roadmap that scientists can use to guide their future investigations. This fundamental study offers a framework for future research initiatives by formalising and classifying the current use of Augmented reality and Virtual Reality in the construction sector.

2.4. “Augmented reality for real estate” International Research Journal of Engineering and Technology (IRJET) Dept. of Electronics Engineering, Vishwakarma Institute of Technology, Pune, India (Vedika Patil, Sonali Sathe2, Aprajita, Milind Kamble)

This project deals with the topic of augmented reality (AR) in the field of real estate. Augmented reality (AR) is a digitally augmented version of the real physical environment created by the use of digital visual elements, music, or other sensory stimulation given through technology.

2.5. “Augmented Reality Uses in Interior Design” Informatica Economică, vol. 22, no. 3/2018 Bucharest University of Economic Studies, Romania (Mihai Sandu, Ileana Simona Scarlat)

Increasingly, interior design retailers rely on online stores to reach their customers as more and more people are connected to the internet. One of the issues in online shopping is that customers cannot visualize how new furniture pieces would blend into their homes, but that is not the case anymore as Augmented Reality (AR) becomes more mainstream. This paper analyses several AR applications used in interior design and highlights their pros and cons. Based on this analysis, we propose an AR application that solves most of the current issues of interior space design.

### III. EVOLUTION OF AR AND VR IN THE REALM OF HOME INTERIORS

The development of augmented reality (AR) and virtual reality (VR) in home decor has changed the way we imagine, design and experience living spaces, offering new opportunities for creativity, collaboration and customization.

#### 3.1 Early Stages:

In the early stages of AR and VR development, home design was not a primary focus. However, the technologies surrounding this field were founded by early experiments in computer-aided design (CAD) and architectural rendering. These technologies have allowed designers and architects to create digital representations of interiors, albeit without the immersive features of AR and VR.

#### 3.2 Emergence of Home Design Software:

In the late 20th century, home design software emerged that allowed users to create 2D-floor plans and 3D renderings of interiors. While these tools provided valuable visualization capabilities, they lacked the immersive experience that AR and VR later provided.

#### 3.3 Adoption of AR and VR in Home Design:

The beginning of the 21st century marked the adoption of AR and VR in home design and interior design. With the development of consumer VR headsets and AR-enabled smartphones, designers and homeowners now have immersive tools to visualize and experiment with interior layouts, furniture placement, and interior design options.

#### 3.4 Customization and Personalization:

AR and VR have revolutionized interior design, enabling unprecedented personalization and customization. Designers and homeowners can now virtually "try on" different colours, furniture styles and decorative elements in real-time, enabling faster decision-making and increasing confidence in design choices.

#### 3.5 Remote Collaboration and Visualization:

One of the main advantages of AR and VR for home decoration is the ability to facilitate remote collaboration and visualization. Design teams and clients can collaborate in real-time, regardless of their physical location, by sharing immersive virtual environments that accurately represent planned design concepts and room layouts.

#### 3.6 Future Directions:

Going forward, the future of AR and VR in home interior design has huge potential for further innovation and improvement. Advances in immersive technology, such as augmented reality glasses and haptic feedback systems, can enable an even more realistic and moving experience in a virtual home environment. In addition, integration with artificial intelligence and machine learning algorithms can increase the personalization capabilities of AR and VR tools by providing personalized design recommendations based on user preferences and lifestyle needs.

#### 3.7 Conclusion:

In conclusion, the development of augmented reality and virtual reality in home decoration represents a transformative journey characterized by technological advances and creative applications. From basic CAD software to immersive AR and VR experiences, these technologies have changed the way we design, visualize and interact with living spaces. A new era of creativity, collaboration and customization has begun in interior design.

### IV. DETAILED DESCRIPTIONS OF THE WORKING

#### 4.1 Registration/Login:

Users begin by registering an account on the House Vision Pro platform or logging in if they already have an account. Registration may include providing basic information such as name, email address and password.

#### 4.2 Enter Dimensions:

After logging in, users can start a new project by entering the dimensions of the house or building to render. This step usually involves entering the length, width, and height of each room or space in the building. Users can also have the option of importing existing floor plans or architectural drawings into the process, to simplify.

#### 4.3 Choose the Model:

Once dimensions are entered, users can choose from ready-made 3D models or models representing different architectural styles and building types.

Alternatively, users can start from scratch and design personal models using intuitive modelling tools. on the House Vision Pro platform.

Models can contain various architectural elements such as walls, floors, windows, doors, stairs and furniture.

#### 4.4 Navigate:

Once a 3D model is created or selected, users can navigate the virtual space with intuitive controls.

Navigation buttons can have options to move forward, backwards, and sideways, and rotate the camera to explore the environment from different locations. corners.

Users can also zoom in and out to focus on specific areas of interest in a virtual house or building.

#### 4.5 Interiors:

House Vision Pro offers extensive customization options for interior designing and decorating.

Users can choose from a wide range of virtual furniture, appliances and decorative objects to fill the interior of their virtual structure.

Furniture can include e.g. sofas, chairs, tables, beds, wardrobes and appliances in different styles, colours and finishes.

Users can experiment with different furniture and layouts to optimize the functionality and aesthetics of each room.

In addition, users can use different furniture arrangements and arrangements. can customize interior finishes such as paint colours, floor materials and wall textures to achieve the desired look.

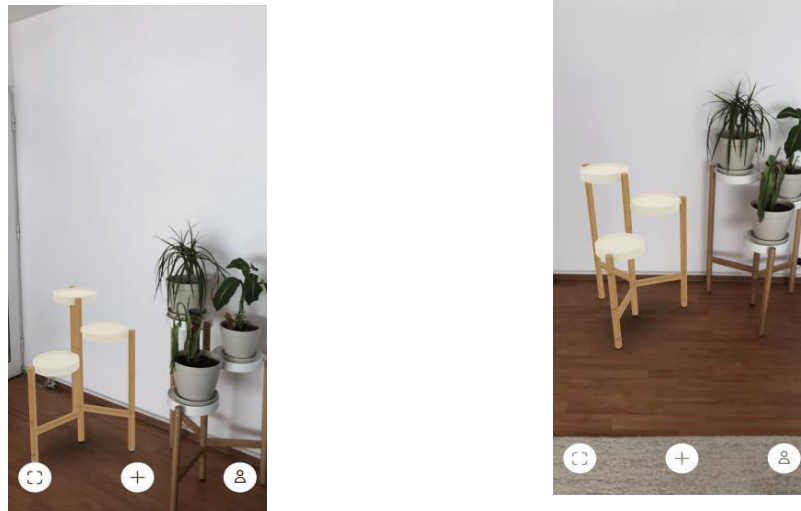


Fig. 1. AR created factory support with the real IKEA Place application Inter IKEA Systems B.V. (2018). [5]

#### 4.6 Visualization and Feedback:

During the design process, users can visualize their virtual house or building in real time and make changes and improvements as needed.

House Vision Pro provides tools to create high-quality renderings and virtual previews, allowing users to experience their design. . concepts in extensive detail.

Users can share their virtual models with clients, partners or stakeholders for feedback and review either through the House Vision Pro platform or by exporting files for offline viewing.

#### 4.7 Collaboration and Sharing:

House Vision Pro supports design workflows, allowing multiple users to work on the same project simultaneously.

Users can invite other users to join their virtual workspace where they can view and edit the model in real-time, facilitating effective communication and decision-making.

Additionally, users can share their completed plans with others via social media, email, or direct links, allowing for widespread distribution and feedback.

#### 4.8 Save and Export:

Once the design is complete, users can save their project to the House Vision Pro platform for later use or other iterations.

Users can also export their virtual models in various file formats compatible with other software or presentation platforms.

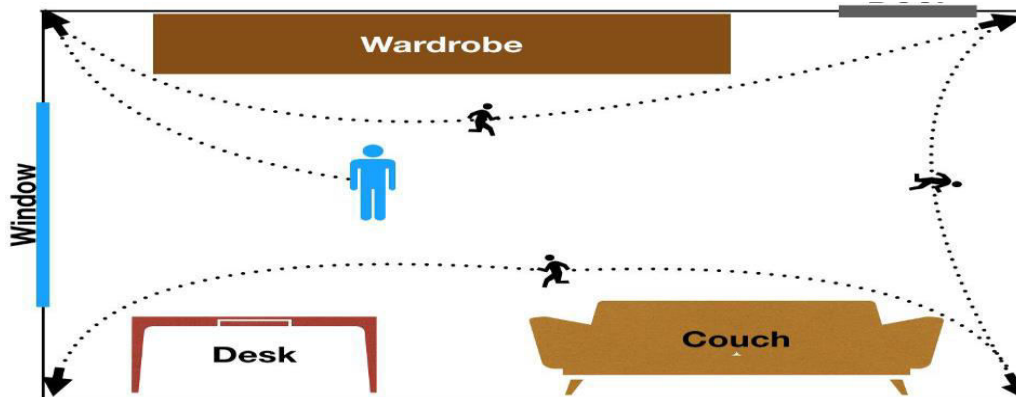


Fig. 2. Example Of Use Of The Application With The Described Algorithm In Real Life. [5]

## V. ARCHITECTURE

### Client Interface:

It is an interface that users can access through web browsers or mobile apps. It provides an intuitive interface for accessing platform functions, including entering dimensions, customizing designs, and navigating the virtual environment.

### Application Layer:

The application layer acts as an intermediary between the front-end and back-end services. It consists of server-side applications that are responsible for processing user inputs, managing sessions, and coordinating interactions with other components.

### 3D Modeling Engine:

The core of House Vision Pro is a 3D modelling engine responsible for creating and rendering virtual environments. This component processes user inputs such as dimensions and design options to dynamically create real-time 3D models of buildings and interiors.

### Content Management System (CMS):

A CMS is responsible for storing and managing digital assets, including 3D models, textures, furniture catalogues and user-generated content. It provides tools for organizing and categorizing assets, as well as managing version control and access rights.

### Database Management System (DBMS):

A DBMS stores and manages structured data related to user accounts, projects, design specifications and collaborative activities. It ensures data integrity, reliability and scalability, enabling efficient data extraction and processing on the platform.

### External APIs and Services:

House Vision Pro can integrate with external APIs and services for additional features such as geospatial data for location-based context, payment gateways for order management and third-party libraries for augmented reality (AR) or virtual reality (VR) interactions.

### Authentication and Authorization Services:

These services handle user authentication and authorization processes and ensure secure access to platform resources and features. They enforce authentication mechanisms such as username/password authentication or OAuth-based authentication and manage user roles and access rights.

**Real-Time Communication Layer:**

This layer facilitates real-time communication and collaboration between users by supporting features such as chat, audio/video conferencing, and screen sharing. It can use WebSockets or other communication protocols to enable low-latency two-way communication between clients and servers.

**Analytics and Monitoring Tools:**

Analytics and monitoring tools track platform usage, performance metrics, and user interactions to inform optimization and improvement. They monitor system health, identify anomalies, and generate key performance indicators (KPIs) reports for decision-making and resource allocation.

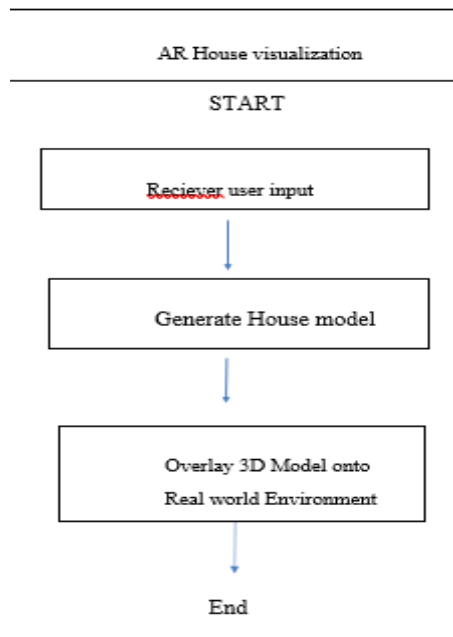


Fig.3. Academical Design Plan Of Residence Vision Pro

**VI. ASSESSMENT AND OUTLOOK OF HOUSE VISION PRO: PROS, CONS, AND FUTURE DIRECTIONS**

**Pros of House Vision Pro:**

**Immersive Visualization:**

With its unmatched immersive visualization capabilities, House Vision Pro gives customers a realistic three-dimensional picture of their architectural thoughts. Users may explore virtual worlds with a high degree of realism by utilizing cutting-edge rendering techniques and virtual reality (VR) technology. This allows users to get important insights about spatial connections, scale, and aesthetics.

**Ease of Use and Intuitive Interface:**

The platform has an easy-to-use interface that is intended to reduce the learning curve for users and optimize the design process. With features that range from entering dimensions to personalizing interiors, House Vision Pro provides a user-friendly interface that accommodates users of different technical skill levels. Drag-and-drop capability, interactive tooltips, and clear navigation menus guarantee that users may quickly access and make use of the platform's capabilities without requiring a lot of instruction or supervision.

**Extensive Customization Options:**

A notable characteristic of House Vision Pro is its wide range of customization possibilities, which enable users to add their touch to every part of their virtual projects. Users have complete control over the design process, allowing them to build environments that represent their vision, tastes, and needs—whether they are picking architectural components, furniture designs, or colour palettes.

#### Collaborative Tools and Real-Time Collaboration:

No matter where they are physically located, team members and stakeholders may collaborate easily with House Vision Pro. Multiple people may work on the same project at once thanks to real-time collaboration capabilities, which facilitate idea sharing, feedback giving, and joint decision-making in the design process. Annotation and chat features, for example, are examples of integrated communication tools that further improve teamwork by enabling effective and transparent communication.

#### High-Quality Real-Time Rendering:

House Vision Pro produces excellent real-time renderings and visualizations that faithfully depict design concepts and materials by utilizing potent rendering engines. Users may rapidly iterate and modify virtual models by previewing changes and alterations to the design quickly. House Vision Pro helps users make educated decisions and modifications during the design process, leading to more polished and refined results, by giving rapid visual feedback.

#### Cons of House Vision Pro:

##### Initial Learning Curve:

Even though House Vision Pro has an intuitive interface, users who are unfamiliar with 3D modelling and visualization software may need to spend some time getting to know it before they can fully utilize all of its capabilities. To fully utilize the platform, users might have to dedicate some time to getting familiar with its many tools, features, and procedures.

##### Hardware Requirements and Accessibility:

Users may require access to suitable technology, such as virtual reality (VR) headsets or powerful computers, to fully utilize House Vision Pro's immersive features. Users may have to make additional financial investments if they require specialist gear, which might limit accessibility for people with low financial or technical skills.

##### Potential Discrepancies in Realism:

Although House Vision Pro produces realistic renderings, there may be differences between the virtual and actual results depending on how accurate the visualizations are and how much they mirror physical reality. The accuracy and authenticity of virtual designs can be affected by the way lighting, materials, and textures react in virtual settings as opposed to their real-world equivalents.

##### Dependency on Internet Connection:

Because House Vision Pro is a cloud-based platform, to access and use its capabilities, users need to have a reliable internet connection. Reliance on internet connectivity may provide challenges in settings or places with spotty or unpredictable internet service, making it more difficult for users to efficiently engage with team members or work on their designs.

##### Future Scope of House Vision Pro:

###### Advanced Simulation and Analysis Tools:

Advanced simulation and analysis capabilities for evaluating elements like lighting, acoustics, thermal performance, and energy efficiency inside virtual settings may be included in future versions of House Vision Pro. Users may obtain important insights into the functioning and performance of their ideas by replicating real-world situations and environmental elements. This allows for optimization and well-informed decision-making.

###### Integration with Artificial Intelligence (AI) and Machine Learning (ML):

AI and ML algorithms might be used by House Vision Pro to automate tedious activities, offer smart design recommendations, and improve the platform's personalization and customization features. AI-powered features may help users generate design suggestions, choose appropriate materials, and optimize spatial layouts based on particular requirements and objectives by assessing user preferences, historical data, and design trends.

##### Expanded Collaboration Features and Social Integration:

Potential future upgrades for House Vision Pro might improve its collaboration capabilities, making it easier for stakeholders and dispersed teams to share files, collaborate, and maintain version control. Collaboration between users and professionals in the architectural and design community might be enhanced by integration with social media platforms and online forums. This would allow users to publish their designs, get feedback, and work together with experts who share their interests.



**Mobile Augmented Reality (AR) Enhancements:**

With the further development of AR technology, House Vision Pro may be able to offer mobile AR experiences, allowing users to see and interact with virtual designs right inside their actual surroundings through the use of AR glasses or smartphones. Without the need for specialist gear or equipment, mobile augmented reality additions can provide users with more flexibility and accessibility, enabling them to explore and share their designs while on the go.

**Integration with Building Information Modeling (BIM) Systems:**

To expedite the transfer from virtual design to construction documents and promote greater interoperability and data sharing between various stages of the building lifecycle, House Vision Pro might be integrated with Building Information Modeling (BIM) technologies. Through the utilization of BIM data and standards, users may guarantee uniformity, precision, and interoperability during the planning, development, and upkeep of construction projects, hence augmenting cooperation and synchronization among project participants.

**Enhanced Realism and Immersion:**

Future advancements in rendering technology, hardware capabilities, and sensory feedback could enable House Vision Pro to deliver even more realistic and immersive virtual experiences, blurring the lines between virtual and physical reality. Features such as ray tracing, spatial audio, and haptic feedback can enhance immersion and presence, enabling users to engage with virtual environments in a more lifelike and engaging manner.

**REFERENCES**

1. Khamla Phommaly and Lasheng (2020) "Research of Virtual Reality Technology in Home Design" 2nd International Conference on Computer Modeling, Simulation and Algorithm. School of Computer Science and Technology, Central South University Changsha, China.
2. Rankohi and Waugh Visualization in Engineering(2013) Review and analysis of augmented reality literature for construction industry Article in Visualization in Engineering December 2013 <https://www.researchgate.net/publication/271205681>.
3. Ms Pearl Jishtu Application of augmented reality and virtual reality in architecture and planning: an overview School of Architecture & Design, Manipal University Jaipur Dehmi Kalan, Off Jaipur-Ajmer Expressway, Jaipur - 303 007, Rajasthan, India(2018).
4. Juan Manuel Davila Delgado, Lukumon Oyedele, Peter Demian, Thomas Beach. A research agenda for augmented and virtual reality in architecture, engineering and construction" Advanced Engineering Informatics 45 (2020) 101122 Big Data Enterprise and Artificial Intelligence Laboratory, University of West of England Bristol, UK School of Engineering, Cardiff University, UK School of Architecture, Building and Civil Engineering, Loughborough University, UK.
5. Vedika Patil, Sonali Sathe, Aprajita, Milind Kamble Augmented reality for real estate International Research Journal of Engineering and Technology (IRJET) Dept. of Electronics Engineering, Vishwakarma Institute of Technology, Pune, India.
6. Mihai SANDU, Ileana Simona SCARLAT Bucharest University of Economic Studies, Romania. Augmented Reality Uses in Interior Design" Informatica Economică, vol. 22, no. 3/2018 Bucharest University of Economic Studies, Romania.



INTERNATIONAL  
STANDARD  
SERIAL  
NUMBER  
INDIA



# INTERNATIONAL JOURNAL OF INNOVATIVE RESEARCH

IN SCIENCE | ENGINEERING | TECHNOLOGY

 9940 572 462  6381 907 438  [ijirset@gmail.com](mailto:ijirset@gmail.com)



[www.ijirset.com](http://www.ijirset.com)

Scan to save the contact details