

Inclusive Growth and Competitiveness Landscape of India: Aspects and Challenges

Dr. Manjeet Singh

Associate Professor of Economics, Govt. College, Bhiwani, Haryana, India

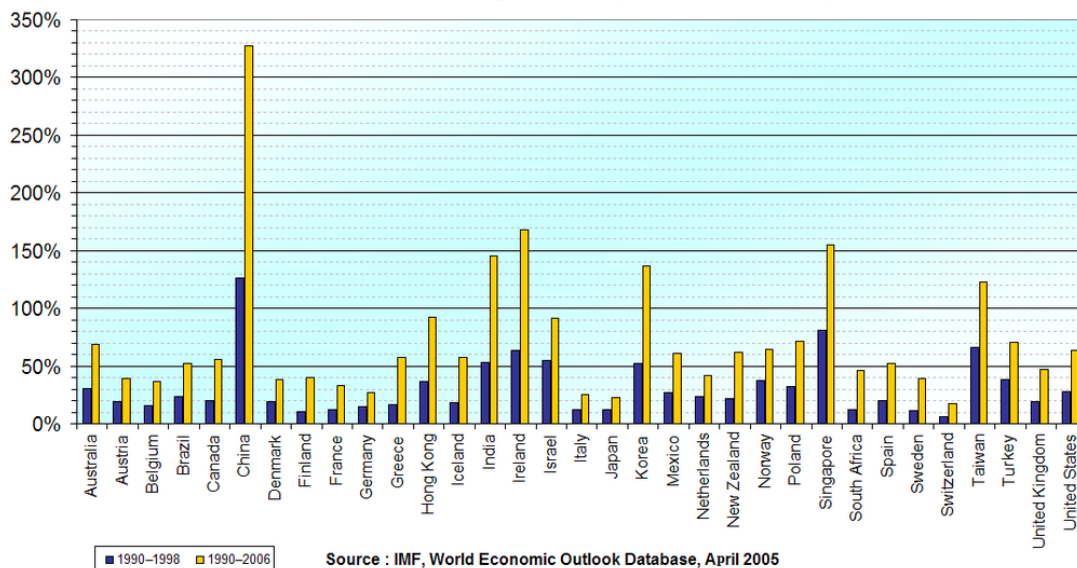
ABSTRACT: This review analyzes the economic growth process in India to show its lack of inclusiveness, then identify the various economic and social dimensions of exclusion, and suggest policy measures that could be taken for achieving inclusive growth. It provides evidence to show that India’s economic growth has been accompanied by increasing interpersonal and interregional income disparities with poverty levels being considerably higher than was suggested by earlier estimates. While social exclusion has long been practiced in India on the basis of religion, caste, ethnicity, and gender, a new form is ‘market exclusion’ which has been exacerbated with the adoption of policies of liberalization and globalization. It examines the Constitution of India and various legislative measures targeted against specific types of discrimination and exclusion. However, the Five Year Plan initiatives for addressing the problem, have ‘suffered from inadequacy of resources and poor implementation’.

KEYWORDS: economic, inclusiveness, competitive, market, liberalization, constitution, poor implementation, resources

I. INTRODUCTION

India has recently completed 25 years of economic liberalization during which the country has delivered rapid economic growth, as measured by gross domestic product (GDP), to become one of the fastest growing economies in the world. One of the central debates that marked the occasion of a quarter century of reforms is the state of inclusiveness in the growth process. While there is a general consensus on the drop in poverty rates over this period, the enduring or even worsening state of disparities on a variety of dimensions—gender, rural vs urban, and socio-economic status—is well acknowledged by several recent studies.¹

GDP accumulated growth, in percent, constant prices



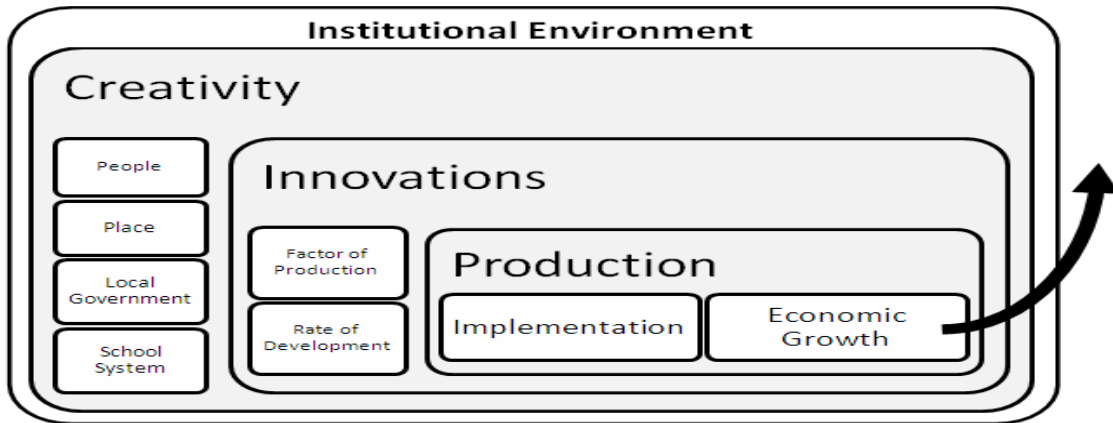
Source : IMF, World Economic Outlook Database, April 2005

International Journal of Innovative Research in Science, Engineering and Technology

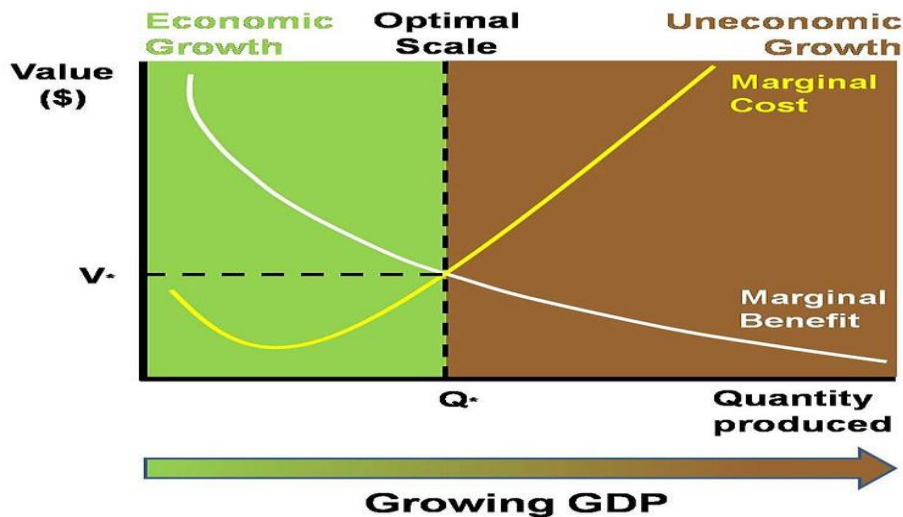
(An ISO 3297: 2007 Certified Organization)

Vol. 3, Issue 4, April 2014

The recent Global Inequality Report, which uses the share of national income of the top 1 per cent richest people in a country as one of the measures of inequality, estimates that in India, this share had surged since the mid-1990s (coinciding with the liberalization of the economy) from approximately 10 per cent in 1992 to 22 per cent in 2013. With a share of 56 per cent for the top 10 per cent and a mere 16 per cent for the bottom 50 per cent, India ranks among the countries with highest income inequality². It is not as if the problem of unequal growth and the need for inclusivity is not acknowledged by the Indian government. In the Eleventh Five Year Plan (2007–2012), the erstwhile Planning Commission of India explicitly acknowledged that ‘the rapid growth achieved in the past several years demonstrates that we have learnt how to bring about growth, but we have yet to achieve comparable success in inclusiveness’. The Plan sets out achieving ‘growth that is faster and more inclusive’ as its main focus. ‘Inclusive growth’ continues to be a stated political priority for successive governments as reflected in the Twelfth Five Year Plan and the Three Year Action Agenda of NITI Aayog, the agency that replaced Planning Commission.³



The policy rhetoric around inclusive growth since the mid-late 2000s has been partly translated into policy action by conceiving and implementing a variety of programmes such as Mahatma Gandhi National Rural Employment Guarantee Act, the Right to Education Act, the National Food Security Act, and Pradhan Mantri Jan-Dhan Yojana (PMJDY) among several other such programmes. While the impact varies across these programmes, the country’s spending on social sector, especially those focusing on basic needs such as education and health, continues to lag many of the emerging economy peers.⁴



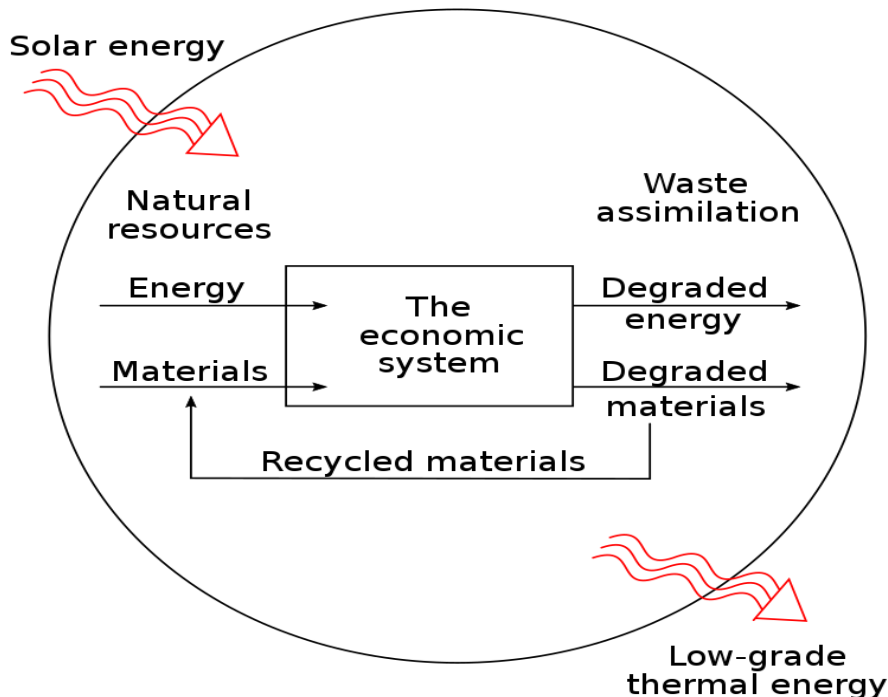
International Journal of Innovative Research in Science, Engineering and Technology

(An ISO 3297: 2007 Certified Organization)

Vol. 3, Issue 4, April 2014

This colloquium is part of a special section on inclusive growth in this issue of Vikalpa. This is a modest attempt to bring together specific perspectives on four important aspects of inclusive growth discourse in the country. The first contribution by Manali Chakrabarti touches upon one of the most extensively debated topics in economic policy today: jobless growth (see Abraham and Panagariya for contrasting views on this issue).⁵ She brings together data from a variety of sources to paint a grim picture on the state of employment generation in India. The seriousness of the problem is reflected in low workforce participation rates among the working age population, high levels of informal employment with no institutional support or social protection, and declining potential for employment in key sectors such as manufacturing and information technology services.⁶ She argues that an important step forward is for the state to step up its social sector spending on which it lags considerably relative to many other developed and developing countries. Mirai Chatterjee brings her extensive experience in national and international health policymaking to assess the state of inclusion in health care sector in India. Arguing that healthy population is a key requirement for economic growth, she laments the low levels of government spending on health in spite of several initiatives targeting improvements in health care provision⁷. She suggests an approach for inclusive health care in which instead of viewing the target beneficiaries as mere recipients of health care delivery, the institutions facilitate collectivization and participation of beneficiaries in policy design and implementation. As an evidence for the potential for success of such an approach, she shares the experience of women in Self-Employed Women's Association (SEWA)⁸, the organization with which she has been associated for many decades. The third article addresses another key aspect of inclusive growth discourse: education. Shivakumar Jolad and Vaijayanti K. focus on the declining public school system with significant implications for inclusion in education. Based on their experience in studying the public school closures in Karnataka, they argue that a desire for universal access, an increasing preference for private schools even among the poor, and the complex organizational structure of public schools are reducing the size of public schools to a level that makes their continued operation economically infeasible. They go on to provide important guidelines for reorganization of public schools to make them more relevant and address the issue of inclusivity in education.⁹

The Earth's biosphere



International Journal of Innovative Research in Science, Engineering and Technology

(An ISO 3297: 2007 Certified Organization)

Vol. 3, Issue 4, April 2014

The last article by M. S. Sriram outlines the state of financial inclusion in the country and presents a slightly more optimistic view. Sriram, who has been involved with several government and voluntary organizations, advising them on financial inclusion, divides state initiatives into four phases since Independence. According to him, each of those four phases tasted some level of success in bringing inclusivity in access to credit. He argues that the current phase, which is building on the successes of the previous phases, has a 'good architecture in place', but needs a more careful thinking to consolidate on the gains achieved so far. The key takeaway from the four contributions is that while the need for inclusive growth is generally well recognized by policymakers, there is a need for the state to step up, rather than withdraw, to fulfil its obligations towards key social sectors. The colloquium obviously cannot do full justice to this enormously complex issue, but the four contributions hopefully provide some useful perspectives on the state of inclusive growth in India.¹⁰

Inclusive Growth and Labour: In Search of the Right Question

Manali Chakrabarti

Over the last quarter of the century, India's GDP has grown tenfold over from around \$275 billion in 1991 to US \$2.3 trillion in 2013, even through the period of global recession in 2008. However, in a paper provocatively, titled 'Indian Income Inequality, 1922–2013: From British Raj to Billionaire Raj?', renowned French economists Thomas Piketty and Lukas Chancel argue that the share of income of the top 1 per cent population of the country, at present, is more than what it was during the colonial times. Between 1980 and 2013, the income share of the top 1 per cent of India's population increased from 6 per cent to 22 per cent, while the share of the bottom 50 per cent fell from 24 per cent to 15 per cent. In fact, according to the Multidimensional Poverty Index (MPI) for 2013, nearly 54 per cent of the Indian population is 'multidimensionally' poor¹¹. There are more multidimensional poor people (421 million) in the 8 poorest Indian states (Bihar, Chhattisgarh, Jharkhand, Madhya Pradesh (MP), Odisha, Rajasthan, Uttar Pradesh, and West Bengal) than in 26 poorest African countries combined (410 million). It is not as if the government and policymakers are unaware of this grave issue. Successive governments have initiated efforts to assess the extent of poverty in the population and introduced policy measures to ameliorate the situation.¹²

Inclusive growth is economic growth that raises standards of livings for broad swaths of a population.^{[1][2][3][4]} Proponents for inclusive growth warn that inequitable growth may have adverse political outcomes.^[5] The definition of inclusive growth implies direct links between the macroeconomic and microeconomic determinants of the economy and economic growth. The microeconomic dimension captures the importance of structural transformation for economic diversification and competition, while the macro dimension refers to changes in economic aggregates such as the country's gross national product (GNP) or gross domestic product (GDP), total factor productivity, and aggregate factor inputs.^[6] Sustainable economic growth requires inclusive growth. Maintaining this is sometimes difficult because economic growth may give rise to negative externalities, such as a rise in corruption, which is a major problem in developing countries. Nonetheless, an emphasis on inclusiveness—especially on equality of opportunity in terms of access to markets, resources, and an unbiased regulatory environment—is an essential ingredient of successful growth. The inclusive growth approach takes a longer-term perspective, as the focus is on productive employment as a means of increasing the incomes of poor and excluded groups and raising their standards of living.^[7] Smart growth is an urban planning and transportation theory that concentrates growth in compact walkable urban centers to avoid sprawl.¹³ It also advocates compact, transit-oriented, walkable, bicycle-friendly land use, including neighborhood schools, complete streets, and mixed-use development with a range of housing choices. The term "smart growth" is particularly used in North America. In Europe and particularly the UK, the terms "compact city", "urban densification"^[11] or "urban intensification" have often been used to describe similar concepts, which have influenced government planning policies in the UK, the Netherlands and several other European countries. Smart growth values long-range, regional considerations of sustainability over a short-term focus. Its sustainable development goals are to achieve a unique sense of community and place; expand the range of transportation, employment, and housing choices; equitably distribute the costs and benefits of development; preserve and enhance natural and cultural resources; and promote public health.¹⁴

International Journal of Innovative Research in Science, Engineering and Technology

(An ISO 3297: 2007 Certified Organization)

Vol. 3, Issue 4, April 2014

II. DISCUSSION

Smart growth is a theory of land development that accepts that growth and development will continue to occur, and so seeks to direct that growth in an intentional, comprehensive way. Its proponents include urban planners, architects, developers, community activists, and historic preservationists. The term "smart growth" is an attempt to reframe the conversation from "growth" versus "no growth" (or NIMBY) to good/smart growth versus bad/dumb growth. Proponents seek to distinguish smart growth from urban sprawl, which they claim causes most of the problems that fuel opposition to urban growth¹⁵, such as traffic congestion and environmental degradation. Smart growth principles are directed at developing sustainable communities that provide a greater range of transportation and housing choices and prioritize infill and redevelopment in existing communities rather than development of "greenfield" farmland or natural lands. Some of the fundamental aims for the benefits of residents and the communities are increasing family income and wealth, providing safe walking routes to schools, fostering livable, safe and healthy places, stimulating economic activity (both locally and regionally), and developing, preserving and investing in built and natural resources. Smart growth "principles" describe the elements of community that are envisioned and smart growth "regulations" describe the various approaches to implementation,¹⁶ that is, how federal, state, and municipal governments choose to fulfill smart growth principles. Some of these regulatory approaches such as urban growth boundaries predate the use of the term "smart growth". One of the earliest efforts to establish smart growth forward as an explicit regulatory framework were put forth by the American Planning Association (APA). In 1997, the APA introduced a project called Growing Smart and published the "Growing Smart Legislative Guidebook: Model Statutes for Planning and the Management of Change."² The U.S. Environmental Protection Agency (EPA) defines smart growth as "a range of development and conservation strategies that help protect our health and natural environment and make our communities more attractive, economically stronger, and more socially diverse."³ Smart growth agenda is comprehensive and ambitious, however, its implementation is problematic as control of outward movement means limiting availability of single-family homes and reliance on the automobile, the mainstay of the traditional American lifestyle.⁴

Smart growth is related to, or may be used in combination with, the following concepts:

- New Urbanism
- Growth management
- New community design
- Sustainable development
- Resource stewardship
- Land preservation
- Preventing urban sprawl
- Creating sense of place
- Development Best Practices
- Preservation development
- Sustainable transport
- Triple Bottom Line (TBL) accounting - people, planet, profit
- The Three Pillars - human, natural, and created capital¹⁷

The smart growth approach to development is multifaceted and can encompass a variety of techniques. For example, in the state of Massachusetts smart growth is enacted by a combination of techniques including increasing housing density along transit nodes, conserving farm land, and mixing residential and commercial use areas.⁵ Perhaps the most descriptive term to characterize this concept is Traditional Neighborhood Development, which recognizes that smart growth and related concepts are not necessarily new, but are a response to car culture and sprawl. Many favor the term New Urbanism, which invokes a new, but traditional way of looking at urban planning. There are a range of best practices associated with smart growth. These include supporting existing communities, redeveloping underutilized sites, enhancing economic competitiveness, providing more transportation choices, developing livability measures and tools, promoting equitable and affordable housing, providing a vision for sustainable growth, enhancing integrated

International Journal of Innovative Research in Science, Engineering and Technology

(An ISO 3297: 2007 Certified Organization)

Vol. 3, Issue 4, April 2014

planning and investment, aligning, coordinating, and leveraging government policies, redefining housing affordability and making the development process transparent.^[6]

Related, but somewhat different, are the overarching goals of smart growth, and they include: making the community more competitive for new businesses, providing alternative places to shop, work, and play, creating a better "Sense of Place," providing jobs for residents, increasing property values, improving quality of life, expanding the tax base, preserving open space, controlling growth, and improving safety.^[7]

There are 10 accepted principles that define smart growth:

1. Mix land uses.
2. Take advantage of compact building design.
3. Create a range of housing opportunities and choices.
4. Create walkable neighborhoods.
5. Foster distinctive, attractive communities with a strong sense of place.
6. Preserve open space, farmland, natural beauty, and critical environmental areas.
7. Strengthen and direct development towards existing communities.
8. Provide a variety of transportation choices.
9. Make development decisions predictable, fair, and cost effective.
10. Encourage community and stakeholder collaboration in development decisions.^[3]

Transportation and community planners began to promote the idea of compact cities and communities and adopt many of the regulatory approaches associated with smart growth in the early 1970s. The cost and difficulty of acquiring land (particularly in historic and/or areas designated as conservancies) to build and widen highways caused some politicians to reconsider basing transportation planning on motor vehicles.¹⁸The Congress for the New Urbanism, with architect Peter Calthorpe, promoted and popularized the idea of urban villages that relied on public transportation, bicycling, and walking instead of automobile use. Architect Andrés Duany promoted changing design codes to promote a sense of community, and to discourage driving. Colin Buchanan and Stephen Plowden helped to lead the debate in the United Kingdom. The Local Government Commission which presents the annual New Partners for Smart Growth conference adopted the original Ahwahnee Principles in 1991^[8] which articulates many of the major principles now generally accepted as part of the smart growth movement such as transit oriented development, a focus on walking distance, greenbelts and wildlife corridors, and infill and redevelopment. The document was co-authored by several of the founders of the New Urbanist movement. ¹⁹The Local Government Commission has been co-sponsoring smart growth-related conferences since 1997. The New Partners for Smart Growth Conference started under that name circa 2002.^[9]

IV. RESULTS

Gross National Happiness (GNH), sometimes called Gross Domestic Happiness (GDH), is a philosophy that guides the government of Bhutan. It includes an index which is used to measure the collective happiness and well-being of a population. Gross National Happiness Index is instituted as the goal of the government of Bhutan in the Constitution of Bhutan, enacted on 18 July 2008.^[1] The advent and concept of "Gross National Happiness" (GNH) germinated in the mind of Bodhisattva Druk Gyelpo, the 4th King of Bhutan, Jigme Singye Wangchuk, groomed with the evolution of "Gaki Phuensum"²⁰ (Peace and Prosperity) and the modernization period of Bhutan during the reign of Druk Gyelpo, the 3rd King of Bhutan, Jigme Dorji Wangchuk. The term "Gross National Happiness" as conceptualized by the 4th King of Bhutan, Jigme Singye Wangchuck, in 1972 was declared as, "more important than Gross Domestic Product."^{[2][3]} The concept implies that sustainable development should take a holistic approach towards notions of progress and give equal importance to non-economic aspects of wellbeing.^[4]

In 2011, The UN General Assembly passed resolution 65/309, "Happiness: towards a holistic approach to development", urging member nations to follow the example of Bhutan and measure happiness and well-being and

International Journal of Innovative Research in Science, Engineering and Technology

(An ISO 3297: 2007 Certified Organization)

Vol. 3, Issue 4, April 2014

calling happiness a "fundamental human goal."^[5] In 2012, Bhutan's Prime Minister Jigme Thinley and the Secretary-General Ban Ki-Moon of the United Nations convened the High Level Meeting: Well-being and Happiness: Defining a New Economic Paradigm to encourage the spread of Bhutan's GNH philosophy.^[6] At the meeting, the first World Happiness Report was issued. Shortly afterward, 20 March was declared to be International Day of Happiness by the UN in 2012^[21] with resolution 66/28.^[7] Bhutan's Prime Minister Tshering Tobgay proclaimed a preference for focusing on more concrete goals instead of promoting GNH when he took office,^[8] but subsequently has protected the GNH of his country and promoted the concept internationally.^[9] Other Bhutanese officials also promote the spread of GNH at the UN and internationally.^{[10][11]} GNH is distinguishable from Gross Domestic Product by valuing collective happiness as the goal of governance, by emphasizing harmony with nature and traditional values as expressed in the 9 domains of happiness and 4 pillars of GNH.^[12] According to the Bhutanese government, the four pillars of GNH are:^[13]

1. sustainable and equitable socio-economic development;
2. environmental conservation;
3. preservation and promotion of culture; and
4. good governance.^[22]

The nine domains of GNH are psychological well-being, health, time use, education, cultural diversity and resilience, good governance, community vitality, ecological diversity and resilience, and living standards.^{[14][15][16]} Each domain is composed of subjective (survey-based) and objective indicators. The domains weigh equally but the indicators within each domain differ by weight.^[17] Several scholars have noted that "the values underlying the individual pillars of GNH are defined as distinctly Buddhist," and "GNH constructs Buddhism as the core of the cultural values of the country (of Bhutan)^[23]. They provide the foundation upon which the GNH rests."^[18] GNH is thus seen as part of the Buddhist Middle Path, where "happiness is accrued from a balanced act rather than from an extreme approach."^[19] The body charged with implementing GNH in Bhutan is the Gross National Happiness Commission.^[20] The GNH Commission is composed of the Prime Minister as the Chairperson, Secretaries of each of the ministries of the government, and the Secretary of the GNH Commission.^[21] The GNH Commission's tasks include conceiving and implementing the nation's 5-year plan and promulgating policies. The GNH Index is used to measure the happiness and well-being of Bhutan's population. A GNH Policy Screening Tool^[22] and a GNH Project Screening Tool is used by the GNH commission to determine whether to pass policies or implement projects.^[23] The GNH Screening tools are used by the Bhutanese GNH Commission for anticipating the impact of policy initiatives upon the levels of GNH in Bhutan.^[24] In 2008, the first Bhutanese GNH survey was conducted.^{[25][26]} It was followed by a second one in 2010.^[27] The third nationwide survey was conducted in 2013.^[28] The GNH survey covers all twenty districts (Dzongkhag) and results are reported for varying demographic factors such as gender, age, abode, and occupation.^[24] The first GNH surveys consisted of long questionnaires that polled the citizens about living conditions and religious behavior, including questions about the times a person prayed in a day and other karma indicators. It took several hours to complete one questionnaire. Later rounds of the GNH Index were shortened, but the survey retained the religious behavioral indicators.^[29] The Bhutan GNH Index was developed by the Centre for Bhutan Studies with the help of Oxford University researchers to help measure the progress of Bhutanese society. The Index's function was based on the Alkire & Foster method of 2011.^{[29][30]} After the creation of the GNH Index, the government used the metric to measure national progress and inform policy.^{[31][32]} The Bhutan GNH Index is considered to measure societal progress similarly to other models such as the OECD Better Life Index of 2011, and SPI Social Progress Index of 2013. One feature distinguishing Bhutan's GNH Index from the other models is that the other models are designed for secular governments and do not include religious behavior measurement components.^[25]

The data is used to compare happiness among different groups of citizens,^[30] and changes over time.^[32]

Sufficiency Economy is a philosophy that stresses the middle path as an overriding principle for appropriate conduct by the populace at all levels. This applies to conduct starting from the level of families to communities and to the nation in terms of development and administration, so as to modernize in line with the forces of globalization.^[26] 'Sufficiency' means moderation, reasonableness, and the need for self-immunity to protect from impacts arising from internal and external change. To achieve sufficiency, an application of knowledge with due consideration and prudence is essential. In particular, great care is needed in the utilization of theories and methodologies for planning and implementation in

International Journal of Innovative Research in Science, Engineering and Technology

(An ISO 3297: 2007 Certified Organization)

Vol. 3, Issue 4, April 2014

every step. At the same time, it is essential to strengthen the moral fiber of the nation, so that everyone, particularly public officials, academics, and business people at all levels, adhere first and foremost to the principles of honesty and integrity. In addition, a way of life based on patience, perseverance, diligence, wisdom and prudence is indispensable in creating balance and in coping appropriately with critical challenges arising from extensive and rapid socioeconomic, environmental, and cultural changes in the world.^[8] Many economists were, for the most part, left confused by the meaning of sufficiency economy. After a meeting with Thai Ministry of Finance officials where the need for more sufficiency was lauded, Standard & Poor's director of sovereign ratings admitted that,^[27] "No one knows what [sufficiency economy] really means." The Asia Times noted that "There is a concurrent risk that the royal philosophy will be twisted by less scrupulous government officials as an opportunity to abuse their authority for rent-seeking and extortion, particularly among foreign-invested concerns."^[12] NGO activists who embraced the king's sufficiency economy theory to oppose the construction of large-scale dams were rebuffed by Bhumibol, a long-time advocate of dam construction, who claimed that the deforestation caused by dams was a necessary evil to provide consistent energy and water sources for farmers.^[4] There have been efforts by the military government to incorporate the king's sufficiency economy in national economic policy. Thai critics are generally careful to direct their criticisms towards the military rather than the king, out of fear of prosecution for *lèse majesté*.^[16] Consequently, criticisms are most often targeted at ineffective application rather than disagreement in principle^[28]. Nonetheless, common points of disagreement include:

1. The philosophy is not consistent with the realities of Thailand's economic development.^[17]
2. Nobody understands what "sufficiency economy" really means and there are several vague interpretations.

Professor Kevin Hewison, Director of the Carolina Asia Center at the University of North Carolina, is critical of sufficiency economy. He has written that, "Sufficiency Economy is essentially about keeping the poor in their place. The people and organisations that promote SE are a wonderfully contradictory lot. The king, promoting moderation, sits at the head of a family and institutional wealth that is huge, based on land ownership and large capitalist corporations. The Crown Property Bureau's known institutional wealth is estimated more than US\$40 billion.... Prime Minister Surayud spends considerable time talking up SE and his government has made huge budget allocations to SE activities^[29]. Meanwhile, Surayud has declared collections of luxury cars and watches and expensive homes, despite having been on a relatively low military salary his entire career. The contradictions are massive. For the wealthy, SE means that they can enjoy their wealth so long as they do so within their means. For the poor, the advice is to make do. In class terms, SE becomes an ideology to justify inequalities."^[18]

V. CONCLUSIONS

Competitive landscape is a business analysis method that identifies direct or indirect competitors to help comprehend their mission, vision, core values, niche market, strengths, and weaknesses.^[1] Based on the volatile nature of the business world, where companies represent a competition to others, this analysis helps to establish a new mind-set which facilitates the creation of strategic competitiveness.^[2] Due to the hypercompetition of the environment, the traditional sources of getting competitive advantage does not represent any more an effective strategy, as a result of the emergence of a global economy and technology. Consequently, this emergence is analyzed to develop intelligence for competitive analysis. Investment in strategic management is the foundation for business stability because it helps to develop the fundamental basis of the business and be competitive inside the market.^[2] Global economy is one of the main aspects to consider before starting a competitive landscape profile, because it helps to understand the global economic activity where all the production factors such as people, knowledge, services, products move without limits.^[3] This factor is constantly transforming inside the business environment which leads companies to analyze the market where they compete.^[2] Even if it represents opportunities for the company,^[30] the differences in the legal, economic and political aspects between organizations from one country to other must be considered. The idea of a "global mindset" determines the acceptance of this organizational diversity in order to prepare for challenges.^[4] After companies consider the influence of global economy^[31] and technological changes in the strategic management process, they focus on the competitive landscape profile—a comparative analysis of products between two companies—to understand the strengths and weaknesses. Evaluating each competitor requires a strategic division according to level of competitiveness.^[7] Porter's Five Forces are considered because, according to that analysis, Michael Porter establishes

International Journal of Innovative Research in Science, Engineering and Technology

(An ISO 3297: 2007 Certified Organization)

Vol. 3, Issue 4, April 2014

that competition depends on five specific factors: potential new entrants, internal rivalry, suppliers, buyers and substitutes.^[8] Unification of the analysis of the competition with the Porter's Five Forces creates a complete competitive profile which provides a detailed guide to company managers, because it identifies the company's advantages has over its—or, on the contrary, it helps generate decisions and solutions to apply in cases of similarities.^[9]

This competitive analysis takes place in three steps:

Step 1: Collect internal resources

The company focuses on an internal aspect of the company and its competitors to comprehend the global aspect of competition. This helps the company analyze, through the Internet, company performance and also general keywords.^[10]

Step 2: Investigate competitors resources

Secondly, after understanding the general movements of the company, the analysis focuses on the research of specific aspects to compare with the personal company. This information defines the management process, the decision-making process and the organizational service.^[10]

Step 3: Verify and Validate

Finally, after collecting the general information and specifying some aspects, the analysis validates the veracity of the information found in the internet. It transforms itself from being an internet research into a personal investigation³². In this aspect, companies use the technique of personal appointments with the competition to determine the real basis of competitive advantage.^[10]

REFERENCES

1. Statistics on the Growth of the Global Gross Domestic Product (GDP) from 2003 to 2013 Archived 2013-05-03 at the Wayback Machine, IMF, October 2012. - "Gross domestic product, also called GDP, is the market value of goods and services produced by a country in a certain time period."
2. ^ Bjork 1999, p. 251.
3. ^ Bjork 1999, p. 67.
4. ^ Bjork 1999, pp. 2, 67.
5. ^ "Economic Growth Definition". Investopedia. Retrieved 2011-07-06.
6. ^ Gordon, Robert J. (29 August 2013). The Rise and Fall of American Growth: The U.S. Standard of Living since the Civil War. Princeton University Press. pp. 38–39. ISBN 978-0-691-17580-5.
7. ^ Mankiw, Gregory (2011). Principles of Macroeconomics (6th ed.). p. 236. ISBN 978-0538453066.
8. ^ Barro, Robert; Sala-i-Martin, Xavier (2004). Economic Growth (2nd ed.). p. 6. ASIN B003Q7WARA.
9. ^ Das, Tuhin K. (2010). "Cross-Sectional Views of GDP Growth in the Light of Innovations". Economic Growth eJournal. doi:10.2139/ssrn.3503386. S2CID 219383124. SSRN 3503386.
10. ^ Bjork 1999, p. 68.
11. ^ Bjork 1999, p.
12. ^ Roubini, Nouriel; Backus, David (1998). "Productivity and Growth". Lectures in Macroeconomics.
13. ^ Wang, Ping (2013). "Growth Accounting" (PDF). p. 2. Archived from the original (PDF) on 2013-07-15.
14. ^ Corry, Dan; Valero, Anna; Van Reenen, John (November 2011). "UK Economic Performance Since 1997" (PDF). The UK's high GDP per capita growth was driven by strong growth in productivity (GDP per hour), which was second only to the US.
15. ^ Kendrick, John W. (1961). Productivity Trends in the United States (PDF). Princeton University Press for NBER. p. 3.
16. Varma, G. An Analysis on the Concept of Urban Densification and its Implications on Transportation. LinkedIn, 2013. link

International Journal of Innovative Research in Science, Engineering and Technology

(An ISO 3297: 2007 Certified Organization)

Vol. 3, Issue 4, April 2014

17. ^ "Growing Smart Legislative Guidebook". Chicago, IL: American Planning Association. Archived from the original on 2013-02-07. Retrieved 2013-02-19.
18. ^ "About Smart Growth". Washington, D.C.: U.S. Environmental Protection Agency (EPA). 2010-04-19.
19. ^ Caves, R. W. (2004). Encyclopedia of the City. Routledge. p. 605. ISBN 9780415252256.
20. ^ "Smart Growth / Smart Energy Toolkit Information and Resources". Massachusetts Executive Office of Energy and Environmental Affairs.
21. ^ "Communities". Natural Resources Defense Council.
22. ^ "NCSG – National Center for Smart Growth".
23. ^ "Ahwahnee Principles for Resource-Efficient Communities".
24. ^ "About the Event - New Partners for Smart Growth". Archived from the original on 2013-10-23. Retrieved 2013-10-23.
25. ^ Crabtree, Paul (March–April 2010). "Principles of Smart Growth and Their Corresponding Rainwater Dos and Dont's" (PDF). Stormwater. Retrieved 2 February 2010.
26. ^ "Energy in the United States: 1635-2000". U.S. Energy Information Administration. Retrieved 2008-04-25.
27. ^ ornl.gov Archived 2006-10-02 at the Wayback Machine
28. ^ nj.gov Archived 2006-09-30 at the Wayback Machine
29. ^ "Charter of the New Urbanism". 20 April 2013.
30. ^ "Beauty, Humanism, Continuity between Past and Future". Traditional Architecture Group. Archived from the original on 2010-03-05. Retrieved 23 March 2013.
31. ^ Issue Brief: Smart-Growth: Building Livable Communities. American Institute of Architects. Retrieved on 2013-03-23.
32. ^ Rick Haughey, Ryan Sherriff. Challenges and Policy Options for Creating and Preserving Affordable Housing. p. 6.