

Interactions of Aqueous L-Proline with 2-Methoxyethanol System At 303.15K and At Various Concentrations

*Avinash Kachare¹, Devidas Patil²

Research Student, Department of Chemistry, A. S. C. College, Chopda, Dist- Jalgaon (M.S.) India¹.

Principle and Head, Department of Chemistry, A. S. C. College, Chopda, Dist- Jalgaon (M.S.) India²

ABSTRACT: The correlation of thermo-chemical parameters viz. density (ρ), viscosity (η), and ultrasonic velocity (u) have been measured for aqueous l-proline with 2-methoxyethanol system at 0.1 to 1 mole fractions and at 303.15K. The concentration increases of 2-methoxyethanol the density, viscosity and ultrasonic velocity decreases; due to weak solute-solvent interactions. It results structure-breaking of the solvent. Thus it is confirmed from the above parameters that; there is a weak association between present systems showing hydrophobic nature.

KEYWORDS: Acoustical impedance, adiabatic compressibility, relaxation time, Rao's constant, Wada's constant.

I. INTRODUCTION

The physicochemical parameters in system of aqueous amino acid and glycol ether system at various concentrations and at given temperature gives information about intermolecular interactions. The thermo physical parameters are very easy tool for understanding and correlation of result. These results predict direct correlation of physical parameters of liquid system. The study of ultrasonic velocity is found to be useful in measuring number of physicochemical parameters [1-4]. From a long time researcher interested in studies of solubility and stability of complex molecules like proteins but because of complex nature of molecules, low molecular weight compounds are preferred [5]; hence the physical properties of amino acids in aqueous solution have been studied to understand solute-solvent interaction and their role in the stability of proteins [6]. The random coil, unfolded, forms of denatured proteins these studies in the form of thermodynamic stability of protein [7-8]. To study volumetric and compressibility parameter of amino acids in aqueous salt system shows molecular interactions [9-22]. The amino acid like l-proline shows solute solvent interactions [23]. The data of density of glycine, l-alanine and l-serine in aqueous glucose solutions discussed by Li, et al [24]. The data of the ultrasonic velocity of glycine, dl-alanine, diglycine and triglycine in aqueous solution of glucose discussed by Banipal et al [25]. To study the molecular interactions of ions and proteins are useful in the separation and purification processes and to understand the physiological systems [26-30]. In proteins the amino acids are building blocks compounds. Their studies provide important information about nature of larger biomolecules. The proteins as amino acids play an important role in metabolism and neurochemical mechanisms such as pain transmission, reflex action, hormones mechanism [31-32]. They have many applications in pharmaceutical industries and also used as food additives. To study the effect of temperature and concentration of salt on the thermodynamic properties of amino acids have been proved by researcher to useful in elucidating the various interactions [33-41]. The thermo physical parameter shows the molecular interactions of aqueous glycine. This data useful to understand the nature of biological molecules [42]. The electrolyte in aqueous solution has been studied under thermo dynamical property [43-44].

II. EXPERIMENTAL

a) Source and purity of sample

All the chemicals are analytical reagent (AR) and spectroscopic reagent (SR) grades from Sigma-Aldrich, Merck, AVARA, Sd Fine and Alfa-Aesar. The purities of the above chemicals were checked by density determination.

b) Experimental Method

International Journal of Innovative Research in Science, Engineering and Technology

(An ISO 3297: 2007 Certified Organization)

Vol. 4, Issue 8, August 2015

The liquid mixtures of different known compositions were prepared in stopper volumetric flasks. The density, viscosity and ultrasonic velocity values were measured as a function of composition of the liquid mixture of aqueous amino acid with glycol ether at various temperatures and concentrations. The density was determined using a bi-capillary pycnometer. The weight of the sample measured using electronic digital balance with an accuracy of ± 0.1 mg (Model: Shimadzu AX-200). An Ubbelohde viscometer (20ml) was used for the viscosity measurement and efflux time determined with digital clock ± 0.01 s. An ultrasonic interferometer having the frequency of 3 MHz (Mittal Enterprises, New Delhi, Model: F-05) with an overall accuracy of $\pm 0.1\%$ was used for velocity measurement. An electronically digital operating constant temperature water bath (RAAGA Industries) was used to circulate water through the double walled measuring cell made up of steel containing the experimental solution at the desired temperature with an accuracy of $\pm 0.1^\circ\text{C}$ [45].

III. THEORY AND CALCULATION

The present measured values of density (ρ), ultrasonic velocity (u) and viscosity (η). We were calculated the physical parameters viz. acoustical impedance (z), adiabatic compressibility (β), relaxation time (τ), Rao's constant (R), Wada's constant (W), free volume (V_f), molar volume (V_m), intermolecular free length (L_f), relaxation strength (r) by using following standard relation [42,45-49].

$$1) z = \rho u$$

$$2) \beta = 1/u^2\rho$$

$$3) \tau = 4/3 \eta \beta$$

$$4) R = u/3v$$

$$5) W = \beta^{1/7}v$$

$$6) V_f = M_{\text{eff}} u / K\eta \quad (K=4.28 \times 10^9 \text{ is a temperature independent constant})(M_{\text{eff}} - \text{effective molecular wt. of soln.})$$

$M_{\text{eff}} = x_1M_1 + x_2M_2 + x_3M_3$; where, $x_1, x_2, x_3, M_1, M_2, M_3$ are mole fractions and molar masses of the pure components 1, 2 & 3)

$$7) V_m = M_{\text{eff}} / \rho$$

$$8) L_f = K_j \beta^{1/2} \quad (K_j = 6.0816 \times 10^4) \quad (K_j \text{ is Jacobson's constant which is temperature dependent constant but independent of the nature of the liquid.})$$

$$9) r = 1 - (U/U_\infty)^2 \text{ where, } U_\infty = 1.6 \times 10^5$$

IV. RESULTS AND DISCUSSION

The present research work is a system of aqueous l-proline with 2-methoxyethanol. The present systems correlated by physical parameters viz. density, viscosity and ultrasonic velocity. It is proved by experimental data. These physical properties correlated with various concentrations 0.1 to 1.0 and at 303.15 K. The present experimental data clearly reveals that as concentration increases of 2-methoxyethanol; in which particle-particle frictional resistance leads intermolecular interaction. It shows increasing and decreasing trend of the measured parameters. Density is a parameter giving information about solute-solute, solute-solvent and solvent-solvent interactions [50]. The higher compressibility values (present work) predict that the medium is loosely packed where as the lower compressibility is an indication of maximum interaction. The intermolecular free length (L_f) is again a predominant factor in determining the existing interactions in liquid system. Analyzing the table (L_f) reflects a similar trend as that of (β). The aqueous amino acid in system there is hydrogen bonding between H-atom of water with O-atom of C=O group of amino acid, H-atom of water molecule and N-atom of $-\text{NH}_2$ group of amino acid, H-atom of $-\text{OH}$ group of amino acid with O-atom of water molecule this condition only when aqueous amino acid in the system but when start addition of 2-methoxyethanol in the system then concentration of aqueous amino acid decreases and concentration of 2-methoxyethanol increases thus H-bonding interactions decreases it results interactions becomes weak.

The molar sound velocity (R) indicates the cube root of sound velocity through one molar volume of solutions called as Rao's constant. The 'R' measure of interaction existing in the solution. Further the trend of molar adiabatic compressibility (W) called as Wada's constant which depends on the adiabatic compressibility of one molar volume solutions may be taken as a confirmation for existing interactions. The observed values of molar sound velocity and molar compressibility in the present system show trends which indicating that the trends of interactions. The molar

International Journal of Innovative Research in Science, Engineering and Technology

(An ISO 3297: 2007 Certified Organization)

Vol. 4, Issue 8, August 2015

compressibility or molar sound velocity with increasing glycol ether indicates the loose packing of the medium and thereby decrease the interactions. The acoustic impedance that the specific interactions are of solute-solute and solute-solvent type. The decrease in acoustic velocity in the aqueous solution of amino acid may be attributed to the weak cohesion brought by the ionic hydration. The trends of density with molar concentration suggest a solute-solvent interaction exist between water and amino acid [42]. In other words the density may be interpreted to the structure breaking of the solvent due to H-bonding [51-52]. The decrease in density indicates the decrease in solute-solvent and solvent-solvent interactions which results structure-breaking of the solvent. It shows that; solvent-solvent interactions bring about a bonding, probably H-bonding between them. Thus, size of the resultant molecule increases and there will be decrease in density [53]. The viscosity is a physical property in understanding the structure as well as molecular interaction occurring in the aqueous system. The trends of physical parameter related to aqueous system attributed to structural changes [52]. The values of adiabatic compressibility (β) show trend with concentration which suggest the making and breaking of H-bonding [42].

The intermolecular free length depends upon the intermolecular attractive and repulsive forces. The values of density and viscosity of any system vary with increase or decrease in concentration of solutions [53]. Eyring and Kincaid [54] have proposed that (L_f) is a predominating factor in determining the variation of ultrasonic velocity in aqueous system. The values of intermolecular free length listed in the tables show increasing trend with concentration. The increase in intermolecular free length and decrease in acoustic value shows solute-solvent interaction. The trends in relaxation strength suggest that presence of solute-solute interactions. Thus H-bond forming or dissociating properties can be correlated with change in density and viscosity [53]. Hence it can be concluded that there is significant interaction of solute-solute or solute-solvent or solvent-solvent type due to which the structural arrangement is also affected. Thus it is clear from the above parameters that there is a weak association between present systems showing hydrophobic nature.

V. APPLICATIONS

To study of the molecular interactions of ions and proteins are useful in the separation and purification processes and to understand the physiological systems [26-30]. The proteins as amino acids play an important role in metabolism and neurochemical mechanisms such as pain transmission, reflex action, hormones mechanism [31-32]. The various solution properties in recent studies consisting of polar as well as non polar components find applications in industrial and technology processes [42]. They have many applications in pharmaceutical industries and also used as food additives. The variations of physical parameter related to aqueous system attributed to structural changes [55]. This research work proved that some of the novel molecules can stabilize the biochemical part of living beings [56-59]. The measured and calculated thermodynamic parameters are useful to know the interactions like solute-solute or solute-solvent or solvent-solvent type.

VI. CONCLUSION

The parameters are correlated with aqueous l-proline and 2-methoxyethanol. The system containing aqueous amino acid and glycol ether has weak intermolecular H-bonding. The decrease in density, viscosity and ultrasonic velocity indicates the decrease in solute-solvent and solvent-solvent interactions; it results structure-breaking of the solvent. The acoustical parameters proved that H-bonding interactions are weak at higher concentration. The increase in adiabatic compressibility with present work suggests that; the medium become more and least compressible. The L_f is again a predominant factor in determining the existing interactions among the components of the mixtures.

International Journal of Innovative Research in Science, Engineering and Technology

(An ISO 3297: 2007 Certified Organization)

Vol. 4, Issue 8, August 2015

Table-1 (Aqueous l-proline and 2-methoxyethanol system at 303 .15 K)

| x_1 | x_2 | x_3 | x | ρ | η ($\times 10^{-3}$) | u | z ($\times 10^6$) | β ($\times 10^{-10}$) |
|--------|--------|--------|--------|-------------------|--------------------------------|------------------|--------------------------------|----------------------------------|
| | | | | kgm^{-3} | Nsm^{-2} | ms^{-1} | $\text{kgm}^{-2}\text{s}^{-1}$ | N^{-1}m^2 |
| 0.9884 | 0.0116 | | 0.0000 | 1031.3 | 0.8936 | 1579.5 | 1.6289 | 3.8867 |
| 0.9624 | 0.0113 | 0.0263 | 0.1072 | 1024.6 | 0.8553 | 1558.0 | 1.5963 | 4.0208 |
| 0.9332 | 0.0110 | 0.0558 | 0.2045 | 1021.1 | 0.7995 | 1539.1 | 1.5716 | 4.1343 |
| 0.8983 | 0.0105 | 0.0911 | 0.3029 | 1017.0 | 0.7669 | 1513.6 | 1.5393 | 4.2920 |
| 0.8544 | 0.0100 | 0.1356 | 0.4004 | 1010.5 | 0.6921 | 1488.1 | 1.5037 | 4.4689 |
| 0.8004 | 0.0094 | 0.1903 | 0.5061 | 1002.7 | 0.6113 | 1456.4 | 1.4603 | 4.7018 |
| 0.7327 | 0.0086 | 0.2587 | 0.6023 | 991.2 | 0.5450 | 1433.8 | 1.4212 | 4.9075 |
| 0.6415 | 0.0075 | 0.3509 | 0.7050 | 983.4 | 0.4234 | 1409.3 | 1.3859 | 5.1199 |
| 0.508 | 0.0060 | 0.4861 | 0.8008 | 970.6 | 0.2891 | 1378.6 | 1.3381 | 5.4211 |
| 0.3229 | 0.0038 | 0.6733 | 0.9065 | 964.5 | 0.2102 | 1350.4 | 1.3025 | 5.6856 |
| | | 1.0000 | 1.0048 | 958.2 | 0.1538 | 1333.1 | 1.2774 | 5.8724 |

Where, mole fraction of water (x_1), mole fraction of l-proline (x_2), mole fraction of 2-methoxyethanol (x_3), mole fraction of aqueous l-proline and 2-methoxyethanol system (x), density (ρ), viscosity (η), ultrasonic velocity (u), acoustical impedance (z), adiabatic compressibility (β).

Table-1 (continued)...

| τ ($\times 10^{-13}$) | R ($\times 10^3$) | W | V_f | V_m | L_f | r |
|---------------------------------|---------------------------------|-----------------------------|-----------------------------|------------------------------|------------------|-------------|
| s | $\text{ms}^{-1}\text{mol}^{-1}$ | $\text{m}^3\text{mol}^{-1}$ | $\text{m}^3\text{mol}^{-1}$ | $\text{cm}^3\text{mol}^{-1}$ | A° | |
| 4.6308 | 1.5504 | 6.0246 | 0.01289 | 0.1291 | 1.1990 | 0.999902546 |
| 4.5853 | 2.4255 | 9.5140 | 0.02657 | 0.2042 | 1.2195 | 0.999905181 |
| 4.4071 | 2.4156 | 9.5519 | 0.02887 | 0.2049 | 1.2366 | 0.999907468 |
| 4.3887 | 2.4022 | 9.6031 | 0.02997 | 0.2057 | 1.2599 | 0.999910508 |
| 4.1239 | 2.3886 | 9.6587 | 0.03407 | 0.2070 | 1.2856 | 0.999913498 |
| 3.8323 | 2.3715 | 9.7290 | 0.03974 | 0.2087 | 1.3187 | 0.999917144 |
| 3.5661 | 2.3592 | 9.7887 | 0.04612 | 0.2111 | 1.3473 | 0.999919696 |
| 2.8904 | 2.3457 | 9.8482 | 0.06563 | 0.2128 | 1.3761 | 0.999922417 |
| 2.0896 | 2.3285 | 9.9289 | 0.11254 | 0.2156 | 1.4160 | 0.99992576 |
| 1.5935 | 2.3125 | 9.9967 | 0.17599 | 0.2169 | 1.4501 | 0.999928766 |
| 1.2042 | 2.3026 | 10.043 | 0.27580 | 0.2183 | 1.4738 | 0.99993058 |

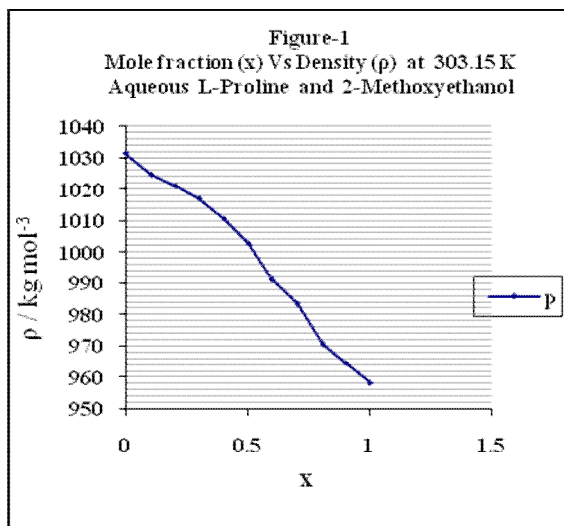
Relaxation time (τ), Rao's constant (R), Wada's constant (W), free volume (V_f), molar volume (V_m), intermolecular free length (L_f), relaxation strength (r).

International Journal of Innovative Research in Science, Engineering and Technology

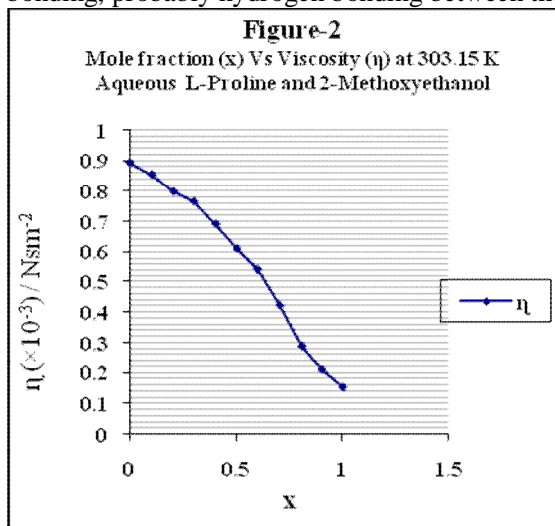
(An ISO 3297: 2007 Certified Organization)

Vol. 4, Issue 8, August 2015

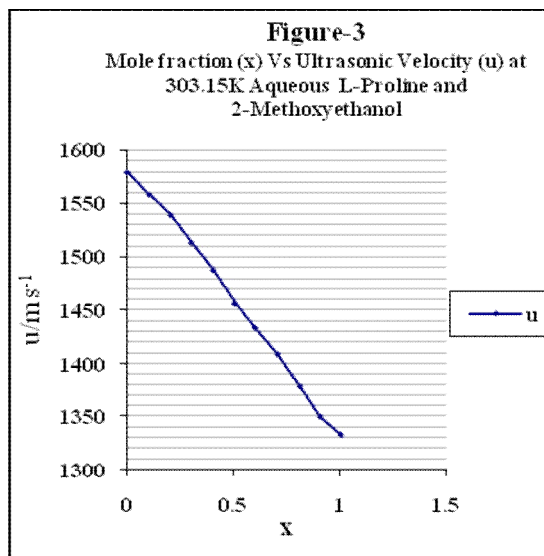
The correlation aqueous l-proline with 2-methoxyethanol at 303.15K and at various concentrations; studied by following graphical representations.



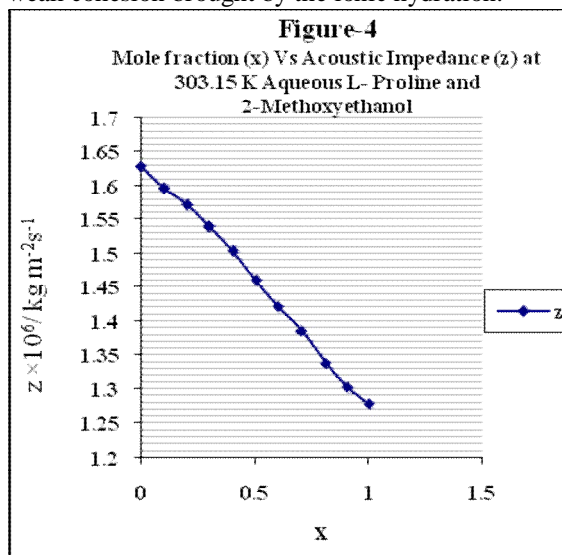
Density is a parameter giving information about solvent – solvent and ion - solvent interactions [50]. The decrease in density indicates the decrease in solute-solvent and solvent – solvent interactions which results structure – breaking of the solvent. It reveals that solvent-solvent interactions bring about a bonding, probably hydrogen bonding between them.



The viscosity is a physical property in understanding the structure as well as molecular interaction occurring in the aqueous system. The variations of physical parameter related to aqueous system attributed to structural changes [52].



The decrease in acoustic velocity in the aqueous solution of amino acid may be attributed to the weak cohesion brought by the ionic hydration.

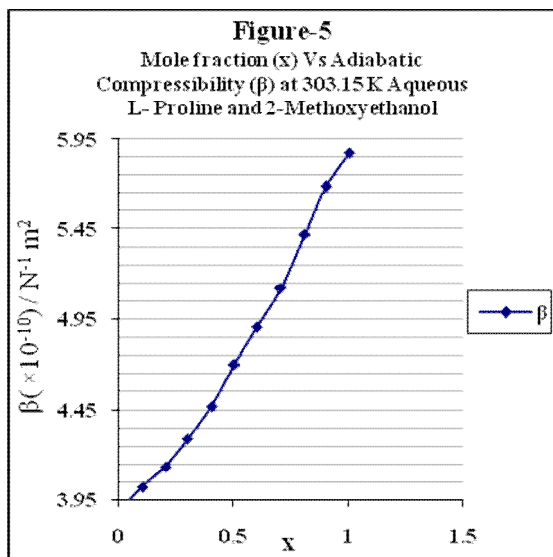


The acoustic impedance that the specific interactions are of solute-solute and solute-solvent type.

International Journal of Innovative Research in Science, Engineering and Technology

(An ISO 3297: 2007 Certified Organization)

Vol. 4, Issue 8, August 2015



The values of adiabatic compressibility (β) show trend with concentration which suggest the making and breaking of H-bonding [42].

REFERENCES

- [1] Varada Rajulu, A and Mabu Sab P, "Acoustical parameters of polyethylene glycol/water mixtures" Bull. Mater. Sci., 18(3):247-253, 1995.
- [2] Paladhi R and Singh R P, "Effects of Solvent Power and Polymer Molecular Weight on Rao Formalism of Polymer Solutions" Acustica,72:90-95, 1990.
- [3] Singh R P, Reddy G V, Majumdar S and Singh Y P, "Ultrasonic velocities and Rao and Wada formalism in polymer solutions" J Pure Appl Ultrason, 5:52-54, 1983.
- [4] Saxena S K, Pendharkar J K and Ghalsasi Y, "Acoustic Parameters of Potassium Halides With Variable Normality" International Interdisciplinary Research Journal, 3(5):178-182, 2013.
- [5] Ramasami P, "Solubilities of amino acids in water and aqueous sodium sulfate and related apparent transfer properties" J Chem Eng Data, 47: 1164-1166, 2002.
- [6] Yan Z and Wang J Lu J, "Viscosity behavior of some R-amino acids and their groups in water_sodium acetate mixtures" Biophys Chem, 99: 199-207, 2002.
- [7] Lapanje S, "Physicochemical aspects of protein denaturation" Wiley:New York, 1978.
- [8] Zhao H, "Viscosity B-coefficients and standard partial molar volumes of amino acids and their role in interpreting the protein (enzyme) stabilization" Biophys Chem,122:157-183, 2006.
- [9] Rodriguez H, Soto A, Arce A and Khoshkbarchi M K, "Apparent molar volume, isentropic compressibility, refractive index, and viscosity of dl-alanine in aqueous NaCl solutions" J Solution Chem, 32:53-63, 2003.
- [10] Banipal T S, Kaur D, Banipal P K and Singh G, "Interactions of some peptides with sodium acetate and magnesium acetate in aqueous solutions at 298.15 K: A volumetric approach" J Mol Liq, 140:54-60, 2008.
- [11] Sadeghi R, Goodarzi B and Karami K, "Effect of potassium citrate salts on the transport behavior of l-alanine in aqueous solutions at T=(293.15 to 308.15) K" J Chem Eng Data, 54:791-794, 2009.
- [12] Banipal T S, Kaur J, Banipal P K and Singh K, "Study of interactions between amino acids and zinc chloride in aqueous solutions through volumetric measurements at T = (288.15 to 318.15) K" J Chem Eng Data, 53:1803-1816, 2008.
- [13] Shen J, Li Z F, Wang B H and Zhang Y M, "Partial molar volumes of Some amino acids and a peptide in water, DMSO, NaCl, and DMSO/NaCl aqueous solutions" J Chem Thermodyn, 32:805-819, 2000.
- [14] Sadeghi R and Goodarzi B, "Volumetric Properties of potassium dihydrogen citrate and tripotassium citrate in water and in aqueous solutions of alanine at T = (283.15 to 308.15) K" J Chem Eng Data, 53:26-35, 2008.
- [15] Sadeghi R and Gholamireza A, "Thermodynamics of the ternary systems:(water + glycine, L-alanine and L-serine + di-ammoniumhydrogen citrate) from volumetric compressibility and (vapour + liquid) equilibria measurements" J Chem Thermodyn, 43:200-215, 2011.
- [16] Rajagopal K and Gladson S E, "Partial molar volume and partial molar compressibility of four homologous α -amino acids in aqueous sodium fluoride solutions at different temperatures" J Chem Thermodyn, 43:852-867, 2011.
- [17] Riyazuddeen and Altamash T, "Study of interactions of l-histidine/l-glutamic acid/l-tryptophan/glycylglycine with KCl/KNO3 at different temperatures: 298.15, 303.15, 308.15, 313.15, 318.15, 323.15 K" Thermochim Acta, 501:72-77, 2010.
- [18] Riyazuddeen and Khan I, "Effect of KCl and KNO3 on partial molal volumes and partial molal compressibility of some amino acids at different temp" Int J Thermophys, 30:475-489, 2009.
- [19] Riyazuddeen and Bansal G K, "Intermolecular/Interionic interactions in l-leucine, l-asparagine and Glycylglycine-aqueous electrolyte systems" Thermochim Acta, 445:40-48, 2006.
- [20] Riyazuddeen and Basharat R, "Intermolecular/Interionic interactions in l-isoleucine, l-proline, l-glutamine-aqueous electrolyte systems"

International Journal of Innovative Research in Science, Engineering and Technology

(An ISO 3297: 2007 Certified Organization)

Vol. 4, Issue 8, August 2015

- J Chem Thermodyn, 38:1684–1695, 2006.
- [21] Riyazuddeen and Khan I, “Viscosity studies of l-alanine, l-proline, l-valine, l-leucine + aqueous KCl/KNO₃ solutions at different temperatures” J Chem Thermodyn, 40:1549–1551, 2008.
- [22] Hedwig G R and Reading J F, “Partial molar heat capacities and partial molar volumes of some N-acetyl amino acid amides, some N-acetyl peptide amides and two peptides at 25°C” J Chem Soc, Faraday Trans, 87:1751–1758, 1991.
- [23] Lou Y and Lin R, “Enthalpy of transfer of amino acids from water to aqueous glucose solutions at 298.15 K” Thermochim Acta, 316:145–148, 1998.
- [24] Li S, Sang B W, Lin R, “Partial molar volumes of glycine, l-alanine and l-serine in aqueous glucose solutions at T = 298.15 K” J Chem Thermodyn, 34:1761–1768, 2002.
- [25] Banipal T S and Sehgal G, “Partial molal adiabatic compressibilities of transfer of some amino acids and peptides from water to aqueous sodium chloride and aqueous glucose solutions” Thermochim Acta, 262:175–183, 1995.
- [26] Curtis R A, Prausnitz J M and Blanch H W, “Protein-Protein and Protein-Salt interactions in aqueous Protein solutions containing concentrated Electrolytes” Biotech Bioeng, 57:11–21, 1998.
- [27] Zhang Y and Cremer P S, “Interactions between macromolecules and ions: the Hofmeister Series” Curr Opin Chem Biol, 10:658–663, 2006.
- [28] Moreira L A, Bostrom M, Ninham B W, Bisciaia E C and Tavares F W, “Hofmeister effects: Why protein charge pH titration and protein precipitation depends on the choice of background salt solution” Colloids Surf A, 282-283:457–463, 2006.
- [29] Schneider C P, Shukla D and Trout B L, “Arginine and the Hofmeister series: The role of ion-ion interactions in protein aggregation suppression” J Phys Chem B, 115:7447–7458, 2011.
- [30] Kuehner D E, Engmann J, Fergg F, Wernick M, Blanch H W and Prausnitz J M, “Lysozyme Net charge and ion binding in concentrated aqueous electrolyte solutions” J Phys Chem B, 103:1368–1374, 1999.
- [31] Hokfelt T, “Neuropeptides in perspective: the last ten years” Neuron, 7:867–79, 1991.
- [32] Shen H, Witowski S R, Boyd B W and Kennedy R T, “Detection of peptides by precolumn derivatization with biuret reagent and preconcentration on capillary liquid chromatography columns with electrochemical detection” Anal Chem, 71:987–994, 1999.
- [33] Wang J, Yan Z, Zhuo K, Lu J, “Partial molar volumes of some α -amino acids in aqueous sodium acetate solutions at 308.15 K” Biophys Chem, 80:179–188, 1999.
- [34] Rodriguez H, Soto A, Arce A and Khoshkbarchi M K, “Apparent molar volume, isentropic compressibility, refractive index, and viscosity of dl-alanine in aqueous NaCl solutions” J Solution Chem, 32:53–63, 2003.
- [35] Soto A, Arce A and Khoshkbarchi M K, “Experimental data and modeling of apparent molar volumes, isentropic compressibilities and refractive indices in aqueous solutions of glycine + NaCl” Biophys Chem, 74:165–173, 1998.
- [36] Singh S K, Kundu A and Kishore N, “Interactions of some amino acids and glycine peptides with aqueous sodium dodecyl sulfate and cetyltrimethylammonium bromide at T = 298.15 K: a volumetric approach” J Chem Thermodyn, 36:7–16, 2004.
- [37] Yan Z, Wang X, Xing R, Wang J, “Interactions of some glycol dipeptides with in sodium butyrate aqueous solutions at 298.15 K: A volumetric and conductometric study” J Chem Eng Data, 54:1787–1792, 2009.
- [38] Banipal T S, Kaur D, Banipal P K and Singh G, “Interactions of some peptides with sodium acetate and magnesium acetate in aqueous solutions at 298.15 K: A volumetric approach” J Mol Liq, 140:54–60, 2008.
- [39] Ali A, Khan S, Hyder S and Tariq M, “Interactions of some α -amino acids with tetra-n-alkylammonium bromides in aqueous medium at different temperatures” J Chem Thermodyn, 39: 613–620, 2007.
- [40] Sadeghi R, Goodarzi B and Karami K, “Effect of potassium citrate salts on the transport behavior of l-alanine in aqueous solutions at T = (293.15 to 308.15) K” J Chem Eng Data, 54:791–794, 2009.
- [41] Lark B S, Patyar P and Banipal T S, “Temperature effect on the viscosity and heat capacity behaviour of some amino acids in water and aqueous magnesium chloride solutions” J Chem Thermodyn, 39:344–360, 2007.
- [42] Mirikar S A, Pawar P P and Bichile G K, “Studies in thermodynamic properties of glycine in aqueous solutions of mono and divalent electrolytes at different temperatures” Scholars Res Lib Archives Appl Sci Res, 3(5):233-241, 2011.
- [43] Kanhekar S R, Pawar P and Bichile G K, “Thermodynamic properties of electrolytes in aqueous solution of glycine at different temperatures” Ind J Pure and Appl Phys, 48:95-99, 2010.
- [44] Banipal T S and Sehgal G, “Partial molar adiabatic compressibility of transfer of some amino acids from water to aqueous sodium chloride and aqueous glucose solutions” Thermochim Acta, 262:175-183, 1995.
- [45] Kachare A V and Patil D D, “Studies of thermo-chemical interactions of aqueous l-proline with 2-ethoxyethanol system at 308.15K and at various concentrations” Int J Sci & Res, 4(2):2359-2365, 2015.
- [46] Nithiyanantham S and Palaniappan L, “Ultrasonic Investigation On Aqueous A-Amylase” Rasayan J Chem, 2(3):709-711, 2009.
- [47] Palani R, Geetha A, Saravanan S and Shanbhag V, “Intermolecular Interactions of Some Amino Acids In Aqueous 1,4-Dioxane Solutions At 298.15 K” Rasayan J Chem, 1(3):495-502, 2008.
- [48] Baluji S, Inamdar P and Soni M, “Acoustical studies of Schiff bases in 1,4-dioxane and dimethylformamide at 308.15K” Acta Phys Chim Sin, 20(9):1104-1107, 2004.
- [49] Venis R and Rajkumar R, “Densities, viscosities and ultrasonic velocities in ternary liquid mixture of anisole with cyclohexanone and 1-hexanol at 308.15 K and 318.15K” J Chem Pharm Res, 3(2):878-885, 2011.
- [50] Thirumaran S and Sabu Job K, “Ultrasonic investigation of amino acids in aqueous sodium acetate medium” Ind J Pure & Appl Phy, 47:87-96, 2009.
- [51] Tabhane V A, Chimankar O P, Manja S and Nambinarayanan T K, “Thermoacoustical studies on aqueous solutions of some biomaterial with NaOH” J Pure Appl Ultrason, 21:67-70, 1999.
- [52] Thirumaran S and Kannapan A N, “Volumetric And Ultrasonic Studies of Some Amino Acids In Aqueous Sodium Buterate Solution” Global J Mole Sci, 4(2):160, 2009.
- [53] Kanhekar S R and Bichile G K, “Studies in thermodynamic properties of electrolytes in aqueous solution of amino acid at different temperatures” J Chem Pharm Res, 4(1):78-86, 2012.
- [54] B Eyring and J F Kincadid, “Free Volumes and Free Angle Ratios of Molecules in Liquids” J Chem Phys, 6:620, 1938.



ISSN(Online) : 2319-8753
ISSN (Print) : 2347-6710

International Journal of Innovative Research in Science, Engineering and Technology

(An ISO 3297: 2007 Certified Organization)

Vol. 4, Issue 8, August 2015

- [55]Agrawal P B, Siddique M I M and Narwade M L, "Acoustic properties of substituted thiazoles and methyl-5-carboxylates in dioxan-water, ethanol-water and acetone-water mixtures at 298.15 K" Ind J Chem, 42A(5):1050, 2003.
- [56]Chimankar O P, Shriwas R and Tabhane V A, "Intermolecular interaction studies in some amino acids with aqueous NaOH" J Chem Pharm Res, 3(3):587-596, 2011.
- [57]Kumar A, "Alternate view on thermal stability of the DNA duplex" Biochemistry, 34:12921-12925, 1995.
- [58]Sharp K A and Honig B, "Salt effects on nucleic acids" Curr Opin Struct Biol, 5:323-328,1995.
- [59]Nain A K and Chand D, "Volumetric, ultrasonic, and viscometric behaviour of glycine, dl-alanine and l-valine in aqueous 1,4-butanediol solutions at different temperatures" J Chem Thermodyn, 41:243-249, 2009.