

International Journal of Innovative Research in Science, Engineering and Technology

(An ISO 3297: 2007 Certified Organization)

Vol. 4, Issue 8, August 2015

Equilibrium Studies of Methylene Blue from Aqueous Solution Using Low Cost Adsorbent

B.Saritha¹, K. Rajasekhar², Khriezo Kiso³

^{1,2,3} Department of Civil Engineering, Bharath Institute of Science and Technology, Bharath University, Selaiyur, Chennai,
India

ABSTRACT: In this study, adsorption of Methylene blue using low cost adsorbent corn cob has been investigated. Removal of this dye from aqueous solution using corn cob has been investigated. Liquid phase adsorption experiments were conducted. Batch adsorption studies were carried out by observing the effect of pH, amount of adsorbent, contact time and initial concentration. The results generated by this work can be used for determination of optimum conditions for adsorption of dye in aqueous solutions. Dye is present in mixture form in various industrial effluents like Textile Industries, Sewage water, Water treatment plants. Adsorption increases with increase in pH. The adsorption of cationic dye is mainly influenced by the amount of negative charges in the solution which is actually influenced by the solution pH. At pH=2 there is net positive charge in the solution so adsorption is less whereas at pH=12 there is increase in negative charges increasing adsorption of Methylene blue. Maximum adsorption was found to take place at pH=12. Adsorption tends to increase with contact time. At first the increase in adsorption is very rapid as there are lots of free sites for the adsorption to take place. Adsorption decreases at later stages till saturation is reached due to saturation of active sites.

KEYWORDS:-Corn cob, Adsorption, Methylene blue.

I.INTRODUCTION

A dye is generally a substance that bears an affinity to the substrate to which it is being applied. It is often applied in aqueous solution. It requires a mordant to improve its binding with the fabrics. It appears to be colored because they absorb some wavelengths of light in particular than other. Various industries discharge wastewaters like chemical, refineries, textile, plastic and food processing plants. These wastewaters include dyes as residues which cause many hazards. Such residual dyes are non-biodegradable due to their complex molecular structures making them more stable and hard to biodegrade. They cause water pollution and also pose a serious threat to environment. These colored stuffs along with being aesthetically displeasing also inhibit sunlight penetration into water bodies and thus affect aquatic ecosystem. Many of them are also toxic in nature and can cause direct destruction or can affect catalytic capabilities of various microorganisms. The main source of discharge of dyes is textile industries where they are used to color products. Today there are over 1, 00,000 dyes for commercial use and around 700 tons of dyestuffs are produced annually. The types of dyes are mainly basic dyes, acid dyes, direct dyes, reactive dyes, mordant dyes, azo dyes, disperse dyes and sulphur dyes. Most of the dyes are toxic and have carcinogenic properties so they make water bodies inhibitory to aquatic systems.

They don't fade by water or sunlight and owing to their complexity in structures; they can't be adequately treated in conventional treatment plants for waste waters. There are innumerable harmful effects of dyes on ecosystem such as: (1) they pose acute as well as chronic effects on most of the exposed organisms. These effects vary depending on the time of exposure and the concentration of dyes. (2) They can absorb or reflect sunlight which enters the water bodies and thus affect the growth of bacteria and cause an imbalance in their biological activities. (3) They are highly visible and even a minor amount may cause abnormal coloration of water bodies which appears displeasing to eyes. (4) They have complex molecular structures which makes them difficult to treat with common municipal treatment operations. (5) Consume dissolved oxygen and affect aquatic ecosystem. (5) Sequester metal ions which produce micro toxicity to aquatic lives.

International Journal of Innovative Research in Science, Engineering and Technology

(An ISO 3297: 2007 Certified Organization)

Vol. 4, Issue 8, August 2015

There are various ways to remove dyes from wastewater discharges like coagulation, electrochemical process, membrane separation process, chemical oxidation, reverse osmosis and aerobic and anaerobic microbial degradation. Many of these processes are not so popular due to their economic disadvantages and inefficiency. Coagulations and chemical and electrochemical oxidations have low feasibility on large scale plants. Adsorption is preferred over these processes and is widely used due to low cost and high performance. Common adsorbents are activated carbon, alumina silica and metal hydroxides. Economic advantages, performance efficiencies and environment are the main concerns when selecting an adsorbent, thus researchers generally goes for using low-cost adsorbents like char from agricultural wastes and others.

II. MATERIALS AND METHODS

2.1 Preparation of adsorbent

Corn cob collected from local agricultural field and dried. Then the corn is grinded using grinder. Then the powder is sieved at a size of 150 μm . Then it is washed with distilled water. Then it is dried using hot air oven at 100°C for 5hrs. Now the corn cob adsorbent is stored in vacuum desiccators.

2.2 Preparation of dye solution

Stock solution of Methylene blue was prepared by dissolved 500 mg of dye in 1L of distilled water to give concentration of 500mg/L.

2.3 Batch adsorption experiment

Batch mode experiment were carried out in orbital shaker at a constant speed of 120 rpm using 250ml conical flask containing 50 mg of adsorbent with 10 ml of dye solution after predetermined time intervals sample were withdrawn from the flask. The adsorbent were separated from the solution by centrifuge (REMI make) at 6000rpm for 5 min. The dye concentration was determined spectrophotometrically using Ellico make UV- Visible spectrophotometer.

III. RESULT AND DISCUSSION

3.1. Effect of contact time

The study of effect of contact time on adsorption uptake, dye solution with initial concentration 10mg/L was agitated with 50mg of adsorbent. In this case the solution pH was kept natural without any pH adjustments. The experimental results of adsorption of dye onto adsorbent at constant initial concentration has been shown in fig.1. The contact time needed for dye solution to reach equilibrium was 100 minutes. The results indicated that there was no change in adsorption after 100 minutes.

International Journal of Innovative Research in Science, Engineering and Technology

(An ISO 3297: 2007 Certified Organization)

Vol. 4, Issue 8, August 2015

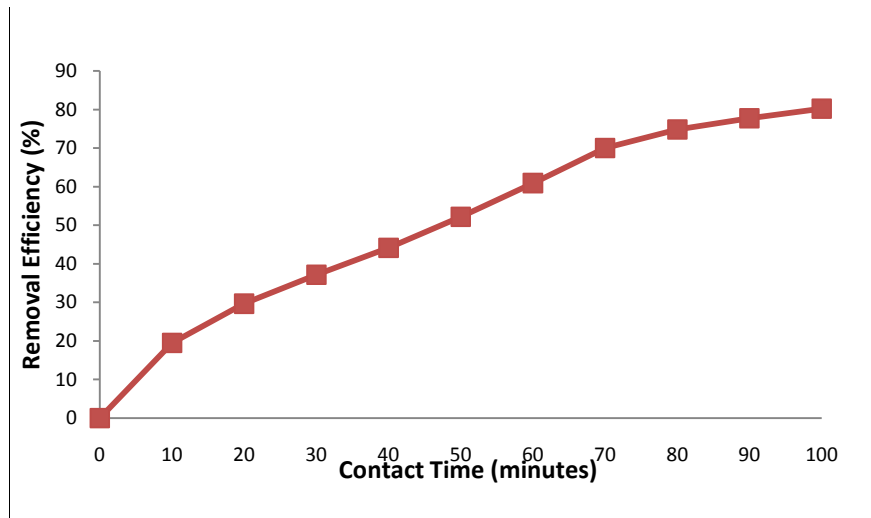


Figure 1. Effect of Contact Time on MB Adsorption by Corn Cob

3.2. Effect of pH

The effect of pH was investigated by employing initial concentration of dye 10mg/L. The initial pH values were adjusted with 0.1N H₂SO₄ and 0.1N NaOH to form a series of pH from 2 to 12. The result shows that there was significant change in the removal of dye over the entire pH range. This indicates that either H⁺ or OH⁻ ions influence the dye adsorption onto adsorbent.

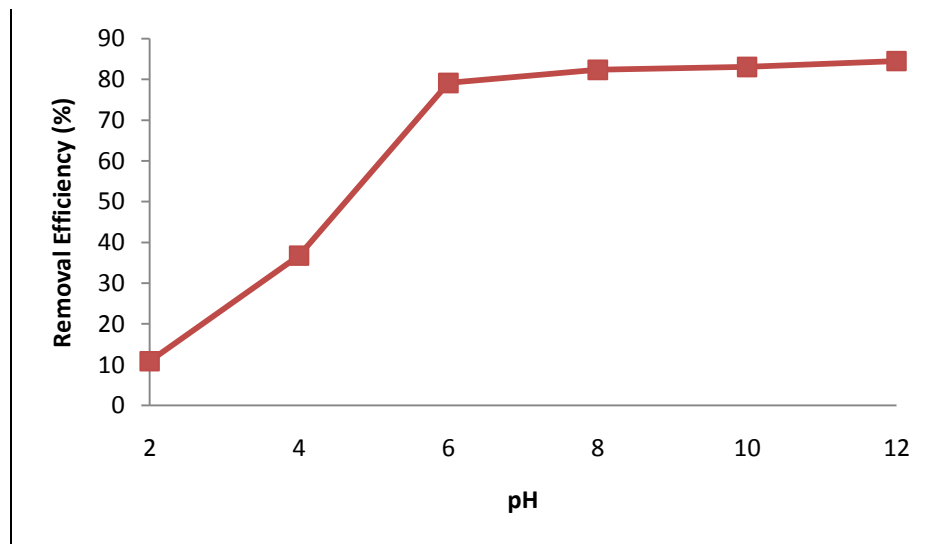


Figure 2. Effect of pH on MB Adsorption by Corn Cob

International Journal of Innovative Research in Science, Engineering and Technology

(An ISO 3297: 2007 Certified Organization)

Vol. 4, Issue 8, August 2015

3.3. Effect of initial concentration

The adsorption experiment was carried out. The initial concentration of dye was increased from 10mg/L to 100mg/L. It is because of the fact that at lower concentration the ratio of the initial number of dye molecules to the available surface area is low subsequently the fractional adsorption becomes independent of initial concentration. However at higher concentration the available sites of adsorption becomes fewer and hence the percentage removal of dye is dependent upon initial concentrations.

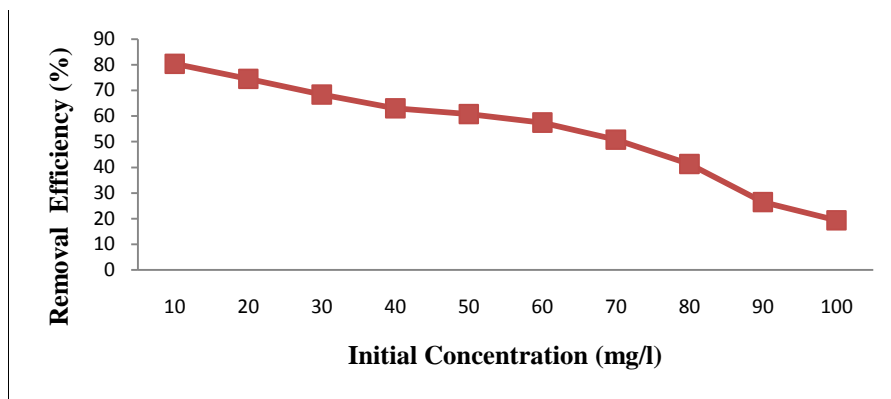


Figure 3. Effect of initial concentration on MB Adsorption by Corn Cob

3.4. Effect of adsorbent dosage

The effect of adsorbent dosage on removal of dye at constant concentration 10mg/L were investigated by agitating with different adsorbent dosage over the range 50 mg to 500mg. The study reveals that percentage of adsorption increases with increasing the adsorbent dosage. This attributes has increased corn cob powder surface area and availability of more adsorption sites.

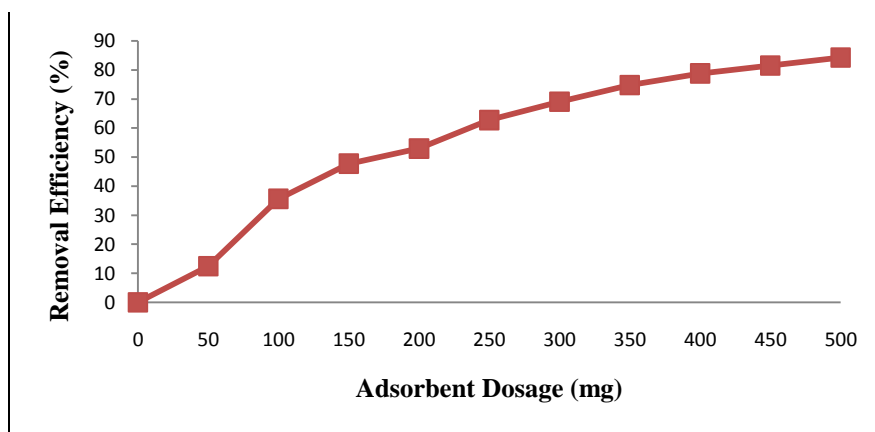


Figure 4. Effect of adsorbent dosage on MB Adsorption by Corn Cob

International Journal of Innovative Research in Science, Engineering and Technology

(An ISO 3297: 2007 Certified Organization)

Vol. 4, Issue 8, August 2015

3.5 Equilibrium isotherms

3.5.1 Langmuir isotherm

The linear form of Langmuir isotherm assumes monolayer adsorption onto a surface containing a finite number of adsorption sites of uniform strategies of adsorption without interaction between adsorbed molecules commonly expressed as (Uma et al., 2013; Hameed, 2009).

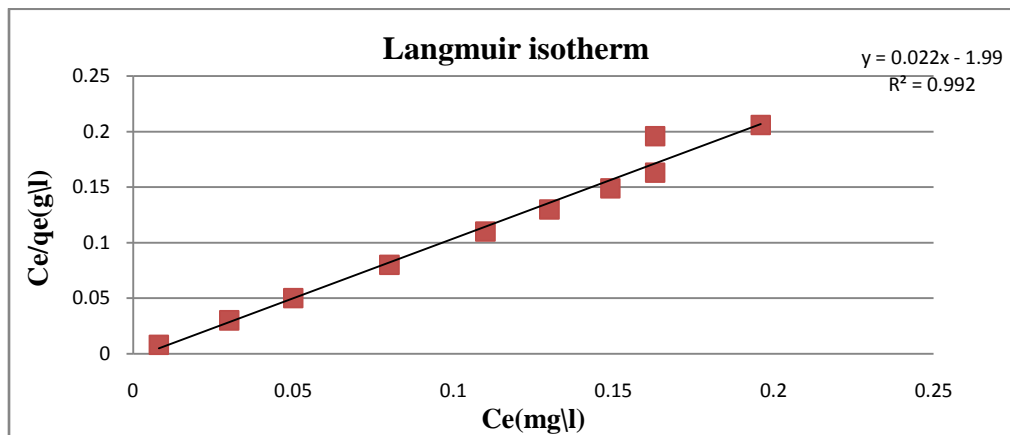
$$C_e/q_e = 1/bQ_0 + C_e/Q_0$$

Where,

Q_0 is a constant related to adsorption capacity (mg/g) b is Langmuir constant related to energy of adsorption (mg/L) C_e is equilibrium constant of dye (mg/L) Q_e is amount of dye adsorbed at equilibrium (mg/g)

The linear plot of C_e/q_e versus C_e . the constant Q_0 and b can be calculated from slope and intercept of the plot. The shape of the Langmuir isotherm was investigated by the dimensionless constant separation term (R_L) to determine high affinity adsorption and is expressed as $R_L = 1/(1 + bC_0)$. R_L value indicates the nature of adsorption process as given below.

RL value	Adsorption
$R_L > 1$	Unfavorable
$R_L = 1$	Linear
$0 < R_L < 1$	Favorable
$R_L = 0$	Irreversible



$$b = 22.93, C = 1.99$$

$$R_L = 1/(1 + b \cdot C_0)$$

$$= 1/(1 + 22.93 \cdot 0.022)$$

$$= 0.0214$$

International Journal of Innovative Research in Science, Engineering and Technology

(An ISO 3297: 2007 Certified Organization)

Vol. 4, Issue 8, August 2015

In the present investigation the R_L value is less than one which shows that the adsorption process was favorable.

3.5.2 Freundlich isotherm

The Freundlich isotherm is applicable to non-ideal adsorption on heterogeneous surfaces result of the assumption that the adsorption occurs and non-uniform distribution of the heat of adsorption over the adsorbent surface takes place (Freundlich, 1885). The linear form of the isotherm can be represented as: The Freundlich isotherm is based on multilayer adsorption on heterogeneous surface. Linear form of Freundlich equation is $\log q_e = \log k_f + 1/n \log C_e$

Where,

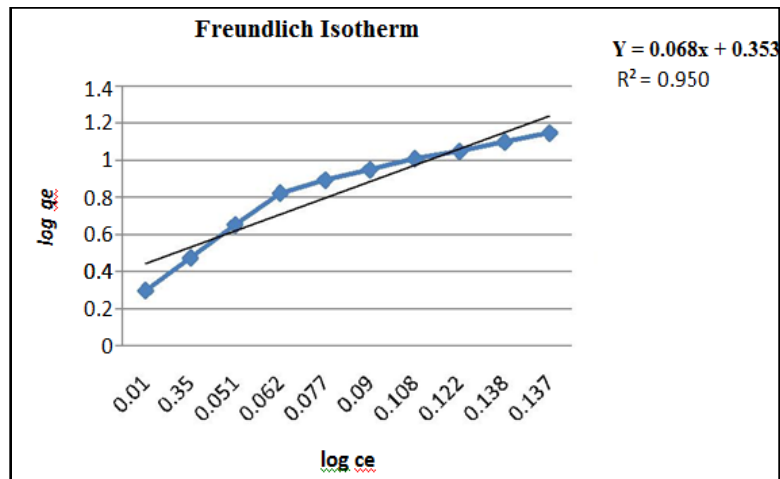
q_e is dye concentration at equilibrium (mg/g)

C_e is dye concentration in solution at equilibrium (mg/L) K_f

is measure of adsorption capacity (mg/g)

n is adsorption intensity

The values of $1/n$ and k_f can be calculated from the slope and intercept respectively and the result are given below. When $1/n$ is >1.0 , the change in adsorbed dye concentration is greater than the change in the concentration in the solution.



Slope = $1/n = 0.353$
Intercept = $\log k_f = 0.068$

MODELS	ISOTHERM CONSTANTS		
Langmuir isotherm	Q_m (mg/g)	b	R^2
	45.45	22.93	0.992
Freundlich isotherm	K_f (mg/g)	n	R^2
	0.068	0.353	0.950

IV. CONCLUSIONS

International Journal of Innovative Research in Science, Engineering and Technology

(An ISO 3297: 2007 Certified Organization)

Vol. 4, Issue 8, August 2015

Removal of Methylene blue from aqueous solutions by adsorption with Corn Cob has been experimentally determined and the following observations were made. The percentage of colour removed increases with increasing adsorbent dosage. The adsorption rates decrease with increasing initial concentration. Optimum contact time for equilibrium is found to be 100 minutes. It is basically due to saturation of the active site which does not allow further adsorption to take place. For Methylene blue maximum adsorption is found to be at pH = 12. The adsorption of these positively charged dye groups on the adsorbent surface is primarily influenced by the surface charge on the adsorbent which in turn is influenced by the solution pH. The Langmuir equation assumes that there is no interaction between the adsorbate molecules and that the sorption is localized in a monolayer. It is then assumed that once a dye molecule occupies a site, no further adsorption can take place at that site. The Freundlich adsorption model assumes that adsorption takes place on heterogeneous surfaces. Adsorption increases with increase in pH. The Freundlich adsorption model assumes that adsorption takes place on heterogeneous surfaces. Adsorption increases with increase in pH. The adsorption of cationic dye is mainly influenced by the amount of negative charges in the solution which is actually influenced by the solution pH. At pH=2 there is net positive charge in the solution so adsorption is less whereas at pH=12 there is increase in negative charge increasing adsorption of Methylene blue. Maximum adsorption was found to take place at pH=12. Adsorption tends to increase with contact time. At first the increase in adsorption is very rapid as there are lot of free sites for the adsorption to take place. Adsorption decreases at later stages till saturation is reached due to saturation of active sites.

REFERENCES

- [1] B.H. Hameed, A.T.M. Din, A.L. Ahmad (2006) Adsorption of methylene blue onto Bamboo-based activated carbon: Kinetics and equilibrium studies.
- [2] Sathish Kumar M., Karrunakaran C.M., Vikram M., "Process facilitated enhancement of lipase production from germinated maize oil in *Bacillus* spp. using various feeding strategies", *Australian Journal of Basic and Applied Sciences*, ISSN : 1991-8178, 4(10) (2010) pp. 4958-4961.
- [3] C. Namasivayam*, D. Kavitha (2001) Removal of Congo Red from water by adsorption Onto activated carbon prepared from coir pith, an agricultural solid waste, *Dyes and Pigments* 54 (2002) 47–58.
- [4] Karthikeyan T., Subramaniam R.K., Johnson W.M.S., Prabhu K., 'Placental thickness & its correlation to gestational age & foetal growth parameters- a cross sectional ultrasonographic study", *Journal of Clinical and Diagnostic Research*, ISSN : 0973 - 709X, 6(10) (2012) pp.1732-1735.
- [5] Emad N. El Qada*, Stephen J. Allen, Gavin M. Walker (2006) Adsorption of Methylene Blue onto activated carbon produced from steam activated bituminous coal, *Chemical Engineering Journal* 124 (2006) 103–110.
- [6] Ramakrishnan V., Srivatsa S.K., "Pitch control of wind turbine generator by using new mechanism", *Journal of Electrical Systems*, ISSN : 1112-5209, 6(1) (2010) pp.1-15.
- [7] 4.Grabowska EwaLorenc, GryglewiczGra_zyna (2005) Adsorption characteristics of Congo red on coal-based mesoporous activated carbon, *Dyes and Pigments* 74 (2007)34-40.
- [8] Shirley Gloria D.K., Immanuel B., Rangarajan K., "Parallel context-free string-token petri nets", *International Journal of Pure and Applied Mathematics*, ISSN : 1311-8080, 59(3) (2010) pp.275-289.
- [9] I.A. Rahman, B. Saad, S. Shaidan, E.S. Sya Rizal (2005) Adsorption characteristics of Methylene blue on activated carbon derived from rice husks produced by chemical–Thermal process, *Bioresource Technology* 96 (2005) 1578–1583.activated carbon kinetic study and equilibrium isotherm analysis. *Colloids and Surfaces*, 264(2005) 17-28.
- [10] Rekha C.V., Aranganna P., Shahed H., "Oral health status of children with autistic disorder in Chennai", *European Archives of Paediatric Dentistry*, ISSN : 1818-6300, 13(3) (2012) pp.126-131.
- [11] Khan A. Tabrez, Imran Ali, Singh VedVati and Sharma Sangeeta (2009) Utilization of Fly ash as Low-Cost Adsorbent for the Removal of Methylene Blue, Methylene blue and Rhoda mine B Dyes from Textile Wastewater, *journal of environmental protection science*(2009), Vol. 3, pp.11 – 22.
- [12] M. Hema and P. Martin Deva Prasath (2009) Adsorption of Methylene blue onto carbon Prepared from brasses bark, *The Arabian Journal for Science and Engineering*, Volume34, Number 2A, July 2009.
- [13] Nagarethinam Kannan and MariappanMeenakshiSundaram (2001), Adsorption of Congo
- [14] Red on Various Activated Carbons -A Comparative Study
- [15] R. A. Shawabkeh and E. S. M. Abu-Nameh Absorption of Phenol and Methylene Blue by Activated Carbon from Pecan Shells ISSN 1061-933X, *Colloid Journal*, 2007, Vol. 69, No. 3, pp. 355–359. © Pleiades Publishing, Ltd., 2007.
- [16] Raghavacharya C (1997) Colour Removal from Industrial effluents – A comparative Review of available technologies *Chem. Eng. World* 32(7): 53–54.

International Journal of Innovative Research in Science, Engineering and Technology

(An ISO 3297: 2007 Certified Organization)

Vol. 4, Issue 8, August 2015

- [17] V.K. Garg), Moirangthem Amita, Rakesh Kumar, Renuka Gupta (2004) Basic dye (Methylene blue) removal from simulated wastewater by adsorption using Indian Rosewood sawdust: a timber industry waste, *Dyes and Pigments* 63 (2004) 243e250.
- [18] Y. Onal, C. Akmil-Basar, Didem Eren, Cigdem Sarıci-O zdemir, Tolga Depci (2006) Adsorption kinetics of Methylene blue onto activated carbon prepared from Tuncbilek lignite, *Journal of Hazardous Materials B128* (2006) 150–157.
- [19] Yamin Yasin, Mohd Zobir Hussein and Faujan Hj Ahmad (2007) Adsorption of Methylene blue onto Treated Activated Carbon, *The Malaysian Journal of Analytical sciences*, Vol 11, No 11 (2007): 400 – 406.
- [20] Bhattacharyya K.G. and Sharma A. (2005) Kinetics and mechanism of removal of methylene blue by adsorption on various carbons—a comparative study, *Dyes and pigments*, 51, 25–40.
- [21] Choy K.K.H., McKay G. and Porter J.F. (1999) sorption of acid dyes from effluent using activated, *Resour. Conserv. Recy.*, 27, 57–71.
- [22] Chuah T.G., Jumariah A., Azni I., Katayon S. and Thomas Choong S.Y. (2005) Rice husk as a potentially low-cost biosorbent for heavy metal and dye removal: an overview, *Desalination*, 175(3), 305–316.
- [23] Daifullah A.A.M., Girgis B.S. and Gad H.M.H. (2003) Utilization of agro-residues (rice husk) in small Waste water treatment plans, *Materials Letters*, 75, 1723–1731.
- [24] Eastoe J. and Dalton J.S. (2000) Dynamic surface tension and adsorption mechanisms of surfactants at the air water interface, *Adv. Colloid Interface Sci.*, 85, 103–144.
- [25] Freundlich H. (1906), Ueber die adsorption in lösungen [Adsorption in solution] *Z.Phys. Chem.*, 57, 384–470.
- [26] Gould J.M. (1984) alkaline peroxide delignification of agricultural residues to enhance, *Biotechnology and Bioengineering*, 26, 46–52.
- [27] Gupta M.P. and Bhattacharya P.K. (1985) , Studies on color removal from bleach plant effluent of a craft pulp, *Chem. Technol Biotechnol*, 35B, 23–28.
- [28] Gupta S., Pal A., Ghosh P.K. and Bandyopadhyay M. (2003) Performance of waste activated carbon as a low-cost adsorbent for the removal of anionic surfactant from aquatic environment, *J. Environ. Sci. Health*, A38, 381–397.
- [29] Hem L., Garg V.K. and Gupta R.K. (2007) Removal of a basic dye from aqueous solution by adsorption using parthenium hysterophorus: An agricultural waste, *Dyes and Pigment*, 74, 653–658. Ho Y.S. and McKay G. (1978) Sorption of dye from aqueous solution by peat, *Chem. Eng. J.*, 70, 115– 124.
- [25] Ikeuchi T., Azumaa M., Katoa J. and Ooshima H. (1999) Screening of microorganisms for Xylitol production and fermentation behavior in high concentrations of xylose, *Biomass & Bioenergy*, 16(5), 333–339.
- [26] Joseph P.V., Rabello M.S., Mattoso L.H.C., Josef K. and Thomas S. (2002), Environmental effects on the degradation behavior of sisal fiber reinforced polypropylene composites, *Compos. Sci. Technol.* 62(10/11), 1357–1372.
- [27] J.Arul Hency Sheela, GC-MS Studies of the Plant Clematis Gouriana , *International Journal of Innovative Research in Science, Engineering and Technology* , ISSN: 2319-8753 ,pp 13514-13519 ,Vol. 3, Issue 6, June 2014.
- [28] Jemima Daniel, Usage of Language, *International Journal of Innovative Research in Science, Engineering and Technology*, ISSN: 2319-8753, pp 7073-7075, Vol. 2, Issue 12, December 2013.
- [29] Jemima Daniel, The Duality of Human Nature, *International Journal of Innovative Research in Science, Engineering and Technology*, ISSN: 2319-8753, pp 511-512, Vol. 2, Issue 2, February 2013.
- [30] Jemima Daniel, Impact of E-Mail communication, *International Journal of Innovative Research in Science, Engineering and Technology*, ISSN: 2319-8753, pp 527-528, Vol. 2, Issue 2, February 2013.
- [31] Jemima Daniel, The Enchanting World In Karnas`S Plays, *International Journal of Innovative Research in Science, Engineering and Technology*, ISSN: 2319-8753, pp 757-758, Vol. 2, Issue 3, March 2013.
- [32] Jemima Daniel, Myth in Indian English Dramas, *International Journal of Innovative Research in Science, Engineering and Technology*, ISSN: 2319-8753, pp 1551-1555, Vol. 2, Issue 5, May 2013.