

Study of a Smooth Dynamic Punch on the Boundary of a Transversely Isotropic Half-Plane

Anushree Bhattacharjee (Pandey)¹, J. De²Assistant Professor, Department of Mathematics, Techno India College, Salt Lake City, Kolkata, India¹Professor, Department of Mathematics, Indian Institute of Engineering Science and Technology, Howrah, India²

ABSTRACT: This paper deals with the study of a smooth dynamic punch situated along the boundary of a transversely isotropic half-plane. The complex variable technique has been adopted to obtain closed form solution of the elastodynamic punch problem. The stress and displacement fields are expressed in terms of two analytic functions in appropriate complex domains. The boundary value problem has then been solved using Riemann-Hilbert technique. Expressions for the contact pressure and resultant moment of external forces restraining the stamp are obtained in closed form.

KEYWORDS: Transversely isotropic elastic medium, Punch, Riemann-Hilbert technique, contact pressure, resultant moment of external forces.

I. INTRODUCTION

Punch problems belong to a certain class called contact problems within the theory of elasticity. Contact problems are related to the name of Hertz, who first in 1882 successfully treated a static contact problem. Discussions on punch problems in isotropic media are abundant. Detailed reference in this direction may be found in the book of Gladwell [1980]. Contact problems in anisotropic media under dynamical conditions are comparatively difficult due to their inherent mathematical complexities. Some significant works on contact problem in anisotropic media by several authors are referred to as Willis [1966], Beddings and Willis [1973], Miller [1986] and Fabrikant [1986]. The punch problem is of great importance in solid mechanics for its multiple technical applications including ballistic impact, explosives, metal forming and manufacturing operations such as punching and blanking. While the quasi-static punch problem is a well-studied field in contact mechanics (Johnson [1987], Gladwell [1980]), there is a little work on the dynamic case. In the dynamic case the punch approaches the material with a certain velocity, hence wave propagation is involved complicating the mathematical analysis. Brock [1983, 1996] considered the problem of rapid indentation of an isotropic half-plane by a smooth, flat and rigid semi-infinite punch. Punch geometries other than flat, have been considered even for general anisotropic materials for example parabolic and wedge shaped punches, (Willis [1973]; Georgiadis and Brock [1995]). In those problems the contact area grows at constant speed and self-similar feature of the dynamic fields is exploited using the general methodology derived by Willis [1973] for such kind of problems. The dynamic, flat finite punch problem in isotropic materials was considered by Roessig and Manson [1998]. They solved an equivalent problem where the rigid punch is replaced by a compressive wave impinging two semi-infinite external cracks. In current years, very few works have been done on punch problems among which Guler [2014] studied closed form solution of the two-dimensional sliding frictional contact problem for an orthotropic medium. Bedoidze and Pozharskii [2014] studied the interaction of punches on a transversely isotropic half-space. Srefan Rasche and Meinhard Kuna [2015] studied improved small punch testing and parameter identification of ductile to brittle materials. Zhou and Lee [2014] studied dynamic behavior of a moving frictional punch over the surface of anisotropic materials. The present work deals with the study of elastodynamic problem of a smooth punch moving with constant speed c in the x -direction and situated along the boundary of a transversely isotropic half-plane. By representing the stress and displacement components in terms of two holomorphic functions defined in appropriate complex domains, the problem

International Journal of Innovative Research in Science, Engineering and Technology

(An ISO 3297: 2007 Certified Organization)

Vol. 5, Issue 8, August 2016

is solved by Riemann-Hilbert technique. Expressions for contact pressure and resultant moment of external forces restraining the stamp are obtained in closed form.

II. PROBLEM FORMULATION

2.1 Basic equations:

Let a transversely isotropic medium be referred to as Cartesian coordinate system. The stress-strain relations in matrix form are

$$\begin{bmatrix} \sigma_{11} \\ \sigma_{22} \\ \sigma_{33} \\ \sigma_{31} \\ \sigma_{32} \\ \sigma_{12} \end{bmatrix} = \begin{bmatrix} C_{11} & C_{12} & C_{13} & 0 & 0 & 0 \\ C_{12} & C_{11} & C_{13} & 0 & 0 & 0 \\ C_{13} & C_{13} & C_{33} & 0 & 0 & 0 \\ 0 & 0 & 0 & C_{44} & 0 & 0 \\ 0 & 0 & 0 & 0 & C_{44} & 0 \\ 0 & 0 & 0 & 0 & 0 & \frac{C_{11} - C_{12}}{2} \end{bmatrix} \begin{bmatrix} e_{11} \\ e_{22} \\ e_{33} \\ 2e_{31} \\ 2e_{32} \\ 2e_{12} \end{bmatrix}$$

where σ_{ij} is the stress tensor, C_{ij} are elastic constants, e_{ij} are the components of strain tensor.

The strain-displacement relations are

$$e_{ij} = \frac{1}{2} \left(\frac{\partial u_i}{\partial x_j} + \frac{\partial u_j}{\partial x_i} \right), \quad 1 \leq i, j \leq 3$$

where $(u_1 = u, u_2 = v, u_3 = w)$ are the displacement components and $(x_1 = x, x_2 = y, x_3 = z)$ are cartesian coordinates.

Considering the problem to be restricted to motion in the xy-plane, the displacement equations of motion are

$$\left. \begin{aligned} C_{11} \frac{\partial^2 u}{\partial x^2} + \frac{1}{2}(C_{11} + C_{12}) \frac{\partial^2 v}{\partial x \partial y} + \frac{1}{2}(C_{11} - C_{12}) \frac{\partial^2 u}{\partial y^2} &= \rho \frac{\partial^2 u}{\partial t^2} \\ \frac{1}{2}(C_{11} - C_{12}) \frac{\partial^2 v}{\partial x^2} + \frac{1}{2}(C_{11} + C_{12}) \frac{\partial^2 u}{\partial x \partial y} + C_{11} \frac{\partial^2 v}{\partial y^2} &= \rho \frac{\partial^2 v}{\partial t^2} \end{aligned} \right\} \quad (2.1.1)$$

The stress-displacement relations are given as

$$\left. \begin{aligned} \sigma_{xx} &= C_{11} \frac{\partial u}{\partial x} + C_{12} \frac{\partial v}{\partial y} \\ \sigma_{yy} &= C_{12} \frac{\partial u}{\partial x} + C_{11} \frac{\partial v}{\partial y} \\ \sigma_{xy} &= \frac{1}{2}(C_{11} - C_{12}) \left(\frac{\partial v}{\partial x} + \frac{\partial u}{\partial y} \right) \end{aligned} \right\} \quad (2.1.2)$$

International Journal of Innovative Research in Science, Engineering and Technology

(An ISO 3297: 2007 Certified Organization)

Vol. 5, Issue 8, August 2016

2.2 Formulation of the Problem:

By setting Galilean transformation

$$X = x - ct, Y = y, t = t, \tag{2.2.1}$$

the system of equations (2.1.1) reduces to

$$I \frac{\partial \phi}{\partial X} + A \frac{\partial \phi}{\partial Y} = 0, \tag{2.2.2}$$

where c is a constant, $u = u(X, Y)$, $v = v(X, Y)$, I is 4x4 identity matrix and A is a 4x4 matrix given by

$$A = \begin{pmatrix} 0 & \alpha & 2\beta & 0 \\ -1 & 0 & 0 & 0 \\ 2\beta_1 & 0 & 0 & \alpha_1 \\ 0 & 0 & -1 & 0 \end{pmatrix}, \phi = \left\{ \frac{\partial u}{\partial x}, \frac{\partial u}{\partial y}, \frac{\partial v}{\partial x}, \frac{\partial v}{\partial y} \right\}^T,$$

in which

$$2\beta = \frac{(C_{11} + C_{12})/2}{C_{11}(1 - M_1^2)}, 2\beta_1 = \frac{(C_{11} + C_{12})}{(C_{11} - C_{12})(1 - M_2^2)}, \alpha = \frac{(C_{11} - C_{12})/2}{C_{11}(1 - M_1^2)}, \alpha_1 = \frac{2C_{11}}{(C_{11} - C_{12})(1 - M_2^2)},$$

$$M_j = \frac{c}{v_j}, (j = 1, 2) \text{ are Mach numbers with } v_1 = \left(\frac{C_{11}}{\rho} \right)^{1/2}, v_2 = \left(\frac{((C_{11} - C_{12})/2)}{\rho} \right)^{1/2}.$$

The Eigen values of matrix A are given by $\pm ip$, $\pm iq$

$$\text{where } p = \left[a_1 - (a_1^2 - a_2)^{1/2} \right]^{1/2}, q = \left[a_1 + (a_1^2 - a_2)^{1/2} \right]^{1/2}$$

in which $2a_1 = \alpha + \alpha_1 - 4\beta\beta_1$ and $a_2 = \alpha\alpha_1$.

We now consider the transformation $\phi(X, Y) = T\psi(X, Y)$, (2.2.3)

$$\text{where } T = \begin{bmatrix} 0 & \frac{2\beta p^2}{\alpha - p^2} & 0 & \frac{2\beta p^2}{\alpha - p^2} \\ \frac{2\beta p^2}{\alpha - p^2} & 0 & \frac{2\beta p^2}{\alpha - p^2} & 0 \\ -p & 0 & -q & 0 \\ 0 & 1 & 0 & 1 \end{bmatrix}. \tag{2.2.4}$$

International Journal of Innovative Research in Science, Engineering and Technology

(An ISO 3297: 2007 Certified Organization)

Vol. 5, Issue 8, August 2016

It can be shown that $\psi_j (j = 1, 2)$ and $\psi_k (k = 3, 4)$ are pairs of conjugate harmonic functions into $Z_1 = X + iY_1$ and $Z_2 = X + iY_2$ plane respectively with $Y_1 = Y/p$, $Y_2 = Y/q$.

By setting $\Omega_1(z_1) = \psi_1 + i\psi_2$, $\Omega_2(z_2) = \psi_3 + i\psi_4$, the stress field can be expressed as

$$\sigma_{xx} = \frac{(C_{11} - C_{12})/2}{\alpha} \text{Im}[l_1\Omega_1(z_1) + l_2\Omega_2(z_2)], \quad (2.2.5a)$$

$$\sigma_{yy} = \frac{(C_{11} - C_{12})}{2} \text{Im}[p^2l_3\Omega_1(z_1) + q^2l_4\Omega_2(z_2)], \quad (2.2.5b)$$

$$\sigma_{xy} = \frac{(C_{11} - C_{12})}{2} \text{Re}[pl_5\Omega_1(z_1) + ql_6\Omega_2(z_2)], \quad (2.2.5c)$$

where

$$l_1 = \frac{2\beta p^2}{(\alpha - p^2)(1 - M_1^2)} + (2\beta - \alpha), \quad l_2 = \frac{2\beta q^2}{(\alpha - q^2)(1 - M_1^2)} + (2\beta - \alpha), \quad l_3 = (1 - M_2^2) - \frac{2\beta}{(\alpha - p^2)},$$

$$l_4 = (1 - M_2^2) - \frac{2\beta}{(\alpha - q^2)}, \quad l_5 = -(l_3 + M_2^2), \quad l_6 = -(l_4 + M_2^2). \quad (2.2.6)$$

The corresponding displacement components are

$$\left. \begin{aligned} u(X, Y) &= \text{Im} \left[\frac{2\beta p^2}{\alpha - p^2} w_1(z_1) + \frac{2\beta q^2}{\alpha - q^2} w_2(z_2) \right], \\ v(X, Y) &= -\text{Re} [pw_1(z_1) + qw_2(z_2)] \end{aligned} \right\} \quad (2.2.7)$$

where

$$\left. \begin{aligned} w_1(z_1) &= \int \Omega_1(z_1) dX = \frac{i}{p} \int \Omega_1(z_1) dY, \\ w_2(z_2) &= \int \Omega_2(z_2) dX = \frac{i}{q} \int \Omega_2(z_2) dY. \end{aligned} \right\} \quad (2.2.8)$$

International Journal of Innovative Research in Science, Engineering and Technology

(An ISO 3297: 2007 Certified Organization)

Vol. 5, Issue 8, August 2016

2.3 Boundary Conditions:

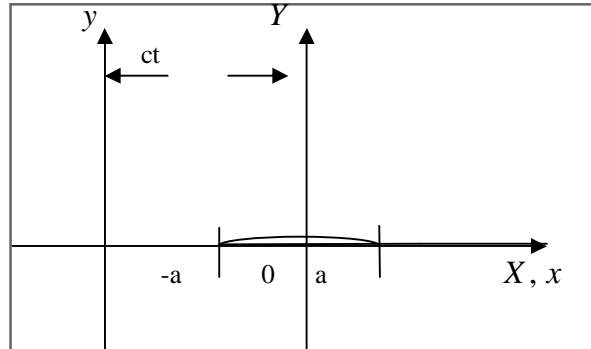


Fig.1: Dynamic punch on elastic half-plane situated on a line segment.

We consider a semi-infinite transversely isotropic plane ($y \geq 0$) in which there is a punch defined by $|X| \leq a, Y = 0$ and moving with constant speed c along the positive x -axis as depicted in figure 1. The boundary conditions of the problem are

$$v(X,0) = f(X) \quad , \quad |X| \leq a \quad (2.3.1)$$

$$\sigma_{YY}(X,0) = 0 \quad , \quad |X| > a \quad (2.3.2)$$

$$\sigma_{XY}(X,0) = 0 \quad , \quad |X| < \infty \quad (2.3.3)$$

$$\sigma_{XX}, \sigma_{YY}, \sigma_{XY} = 0 \quad , \quad |Z_j| \rightarrow \infty \quad (2.3.4)$$

III. SOLUTION OF THE PROBLEM

Setting, $\Lambda_1(z_1) = \frac{ip\Delta}{l_6}\Omega_1(z_1)$ and $\Lambda_2(z_2) = \frac{-iq\Delta}{l_5}\Omega_2(z_2)$, the stress components in (2.2.5a)-(2.2.5c) may be written as follows:

$$\left. \begin{aligned} \sigma_{XX} &= \frac{(C_{11} - C_{12})/2}{\alpha\Delta} \operatorname{Re} \left[\frac{l_2 l_5}{q} \Lambda_2(z_2) - \frac{l_1 l_6}{p} \Lambda_1(z_1) \right] \\ \sigma_{YY} &= \frac{(C_{11} - C_{12})}{2\Delta} \operatorname{Re} [q l_4 l_5 \Lambda_2(z_2) - p l_3 l_6 \Lambda_1(z_1)] \\ \sigma_{XY} &= \frac{(C_{11} - C_{12})}{2\Delta} l_5 l_6 \operatorname{Im} [\Lambda_1(z_1) - \Lambda_2(z_2)] \end{aligned} \right\} \quad (3.1)$$

International Journal of Innovative Research in Science, Engineering and Technology

(An ISO 3297: 2007 Certified Organization)

Vol. 5, Issue 8, August 2016

where $\Delta = pl_3l_6 - ql_4l_5$.

Boundary condition (2.3.3) in conjunction with σ_{XY} in (3.1) lead to

$$\Lambda_1(X) = \Lambda_2(X) \quad , \quad |X| < \infty \quad . \quad (3.2)$$

Using the symmetry property $\Lambda_j(z_j) = \overline{\Lambda_j(z_j)}$, boundary conditions (2.3.1) and (2.3.2) by virtue of (3.2) on $Y = 0$, lead to

$$\text{Im } \Lambda_j(z_j) = \frac{\Delta f'(X)}{(l_5 - l_6)} \quad , \quad |X| \leq a \quad (3.3)$$

$$\text{Re } \Lambda_j(z_j) = 0 \quad , \quad |X| > a \quad . \quad (3.4)$$

$$\text{Setting, } \Lambda_j(z_j) = \frac{\phi_j(z_j)}{\sqrt{z_j^2 - a^2}} \quad , \quad (3.5)$$

equations (3.3) and (3.4) under (3.5) reduces to the standard Riemann-Hilbert problem,

$$\left. \begin{aligned} \phi_j(X + i0) - \phi_j(X - i0) &= \frac{-2\Delta\sqrt{a^2 - X^2} f'(X)}{l_5 - l_6} \quad , \quad |X| \leq a \\ \phi_j(X + i0) - \phi_j(X - i0) &= 0 \quad , \quad |X| > a \quad . \end{aligned} \right\} \quad (3.6)$$

Following the method of Gakov [1966], solution of the problem (3.6) is given by

$$\phi_j(z_j) = \frac{-\Delta}{\pi i(l_5 - l_6)} I_j + C \quad (3.7)$$

$$\text{where } I_j = \int_{-a}^a \frac{f'(t)\sqrt{a^2 - t^2}}{t - z_j} dt \quad . \quad (3.8)$$

Let us consider the particular case where, $f'(X) = f_0$ (a constant) then $I_j = -f_0\pi \left\{ z_j - \sqrt{z_j^2 - a^2} \right\} + C$, where C is an arbitrary constant to be determined.

$$\text{Now from (3.7), } \phi_j(z_j) = \frac{\Delta f_0}{i(l_5 - l_6)} \left(z_j - \sqrt{z_j^2 - a^2} \right) + C.$$

$$\text{Therefore, } \Lambda_j(z_j) = \frac{\phi_j(z_j)}{\sqrt{z_j^2 - a^2}} = \frac{\Delta f_0}{i(l_5 - l_6)} \left[\frac{z_j}{\sqrt{z_j^2 - a^2}} - 1 \right] + \frac{C}{\sqrt{z_j^2 - a^2}}.$$

Using boundary condition (2.3.4), $\Lambda_j(z_j) \rightarrow 0$ as $|z_j| \rightarrow \infty$ whence $C = 0$, therefore

International Journal of Innovative Research in Science, Engineering and Technology

(An ISO 3297: 2007 Certified Organization)

Vol. 5, Issue 8, August 2016

$$\Lambda_j(z_j) = \frac{\Delta f_0}{i(l_5 - l_6)} \left[\frac{z_j}{\sqrt{z_j^2 - a^2}} - 1 \right] \quad (3.9)$$

Therefore, the stress components can be determined from (3.1).

The expression for the contact pressure is given by

$$P(X) = \sigma_{yy}(X, 0) = \frac{(C_{11} - C_{12})\Delta f_0}{2(l_5 - l_6)} \frac{X}{\sqrt{a^2 - X^2}}. \quad (3.10)$$

Resultant moment of external forces restraining the punch is given by

$$M = - \int_{-a}^a xP(x)dx = \frac{\pi a^2}{2} \frac{\Delta f_0 (C_{11} - C_{12})}{2(l_5 - l_6)}. \quad (3.11)$$

Now, considering the same problem in an isotropic half-plane and then by employing the same method of solution, the expression for the contact pressure and the resultant moment of external forces restraining the stamp are obtained in closed form.

IV. NUMERICAL RESULTS

As an illustration, the expression for the resultant moment of external forces restraining the stamp is computed numerically for various speed c and for different transversely isotropic material. The values of elastic constant have been taken from Lubarda and Chen [2008] and Dinesh et al. [2012]. Numerical calculations are carried out by taking $a = 1$ and $f_0 = 1$ in the expression (3.11).

The values of resultant moment of external forces restraining the stamp of transversely isotropic material viz. aluminium oxide, graphite and monocrystalline zinc for various crack speed are given in Table I. Similar results are also obtained for isotropic materials viz. aluminium and copper.

Table I: Values of resultant moment of different transversely isotropic material for various crack speed.

M ₂	M		
	Alluminium Oxide	Graphite	Monocrystalline Zinc
0.1	-739	-257.92	-110.5
0.2	-720.1	-251.6	-107.7
0.3	-687.8	-240.79	-102.9
0.4	-640.5	-225.01	-95.82
0.5	-575.9	-203.45	-86.19
0.6	-489.6	-174.72	-73.34
0.7	-374	-136.3	-56.12
0.8	-213	-82.95	-32.14

The result obtained in Table I are then plotted graphically. Figures 2a, 2b and 2c shows the variation of resultant moment of external forces with various values of crack speed for transversely isotropic materials viz. alluminium oxide, graphite and monocrystalline zinc.

International Journal of Innovative Research in Science, Engineering and Technology

(An ISO 3297: 2007 Certified Organization)

Vol. 5, Issue 8, August 2016

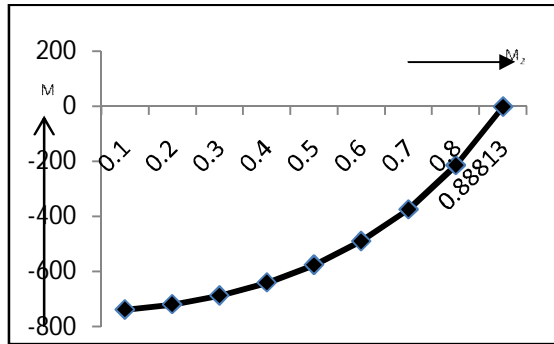


Fig. 2a: M versus M₂ for Aluminium Oxide.

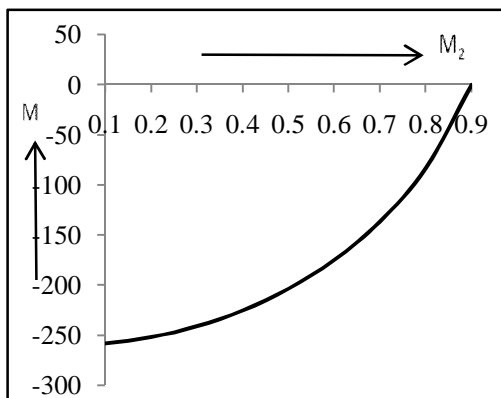


Fig. 2b: M versus M₂ for Graphite.

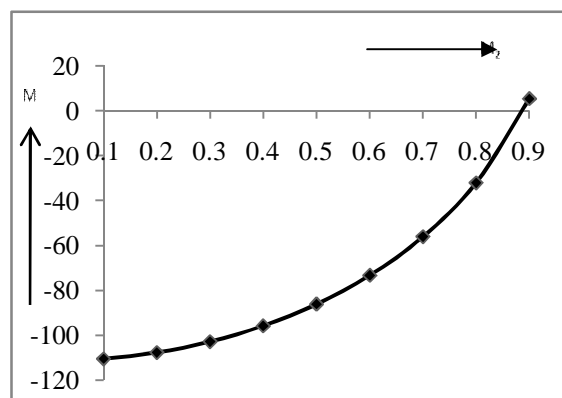


Fig. 2c: M versus M₂ for Monocrystalline zinc.

Now for isotropic materials, the variations of resultant moment of external forces with crack speed are depicted in figures 3a and 3b.

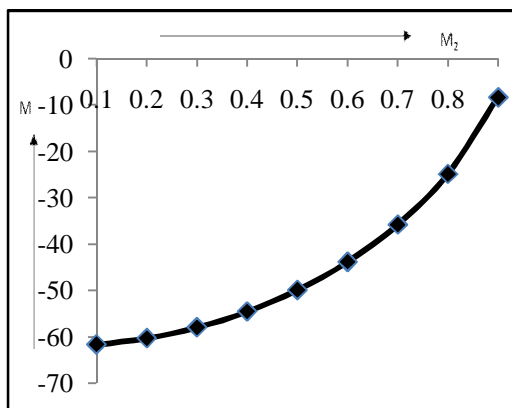


Fig.3a: M versus M₂ for Alluminium.

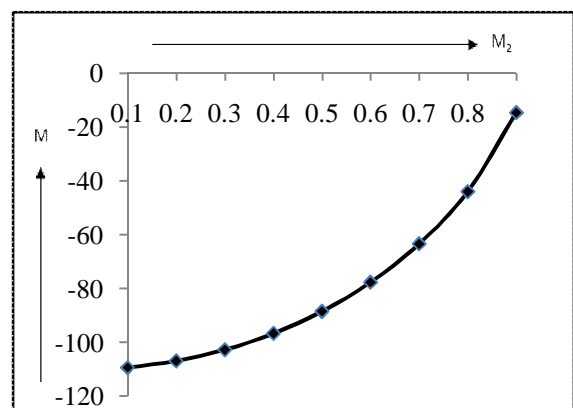


Fig. 3b: M versus M₂ for Copper.

V. CONCLUSION

In this work, elastodynamic response of a smooth moving punch has been investigated. Resultant moment of external forces restraining the punch is obtained to study the numerical results. From figures 2-6, it is to be observed that

International Journal of Innovative Research in Science, Engineering and Technology

(An ISO 3297: 2007 Certified Organization)

Vol. 5, Issue 8, August 2016

resultant moment of external forces M , increases as crack speed increases. Nature of curves is same for both isotropic and transversely isotropic material.

REFERENCES

- [1]. Gladwell, G.M.L., "Contact problems in the classical theory of elasticity", Sijthoff and Noordhoff International Publisher, 1980.
- [2]. Wills, J.R., "Hertzian contact of anisotropic bodies", J.Mech. and Phy.Solids, vol. 14, pp.163, 1966.
- [3]. Beddings, R.J., Wills, J.R., "The dynamic indentation of an elastic half-space", Journal of elasticity, vol.3, pp. 289, 1973.
- [4]. Miller, J.R., "A Green's function solution for plane anisotropic contact problem", Trans. ASME, vol. 53, pp. 386, 1986.
- [5]. Fabrikant, V.I., "Four types of exact solution to the problem of an axisymmetric punch bonded to a transversely isotropic half-space", Int. J. Engng. Sci., vol. 24, pp. 785, 1986.
- [6]. Johnson, K.L., "Contact mechanics", Cambridge University Press, New York, 1987.
- [7]. Brock, L.M., "Dynamic analysis of dislocation generation due to sudden indentation", Int. J. Engng. Sci. vol. 21, pp. 1437-1442, 1983.
- [8]. Brock, L.M., "Thermal and slip mechanism effect in rapid indentation by a flat punch", Acta Mechanica, vol. 114, pp. 185-201, 1996.
- [9]. Georgiadis, H.G. and Brock, L.M., "Dynamic indentation of an elastic half-plane by a rigid wedge: Frictional and tangential-displacement effects", Int. J. Solids and structures, vol. 32, pp. 3435- 3450, 1995.
- [10]. Roessig, K., Manson, J., "Dynamic stress intensity factors in the dynamic punch test", Engineering of Fracture Mechanics, vol. 60, pp. 421-435, 1998.
- [11]. Gakov, F.D., "Boundary Value Problems", Pergamon Press, Oxford, 1996.
- [12]. Lubarda, V.A., Chen, M.C., "On the elastic moduli and compliances of transversely isotropic and orthotropic materials", Journal of Mechanics of Materials and structures, vol. 3, No. 1, pp. 153-171, 2008.
- [13]. Madan, D.K., Dahiya, A., Chugh, S., "Static response of transversely isotropic elastic medium with irregularity present in the medium", International Journal of Mechanical Engineering, vol. 2, No. 3, pp. 1-11, 2012.
- [14]. Guler, M.A., "Closed form solution of the two-dimensional sliding frictional contact problem for an orthotropic medium", International Journal of Mechanical Sciences, vol. 87, pp. 72-88, 2014.
- [15]. Bedoidze, M.V., Pozharskii, D.A., "The interaction of punches on transversely isotropic half-plane", Journal of Applied Mathematics and Mechanics, vol. 78, pp. 409-414, 2014.
- [16]. Rasche, S., Kuna, M. "Improved small punch testing and parameter identification of ductile to brittle materials", International Journal of Pressure Vessels and Piping, vol. 125, pp. 23-34, 2015.
- [17]. Zhou, Y.T., Lee, K.Y., "Dynamic behavior of a moving frictional punch over the surface of anisotropic materials", Applied Mathematical Modelling, vol. 38, pp. 2311-2327, 2014.