

International Journal of Innovative Research in Science, Engineering and Technology

(A High Impact Factor, Monthly, Peer Reviewed Journal)

Visit: www.ijirset.com

Vol. 8, Issue 8, August 2019

Survey Paper on Digital Image Watermarking using DWT and DCT Technique

Pritam Kumar¹, Ms. Priyanka Thakur²

M. Tech. Scholar, Dept. of Computer Science & Engineering, School of Research & Technology, People's University,
Bhopal (M.P.), India¹

Assistant Professor (Guide), Dept. of Computer Science & Engineering, School of Research & Technology, People's
University, Bhopal (M.P.), India²

ABSTRACT: Telemedicine is well known application where enormous amount of medical data need to be transferred securely over network and manipulate effectively. Security of digital data, especially medical images, becomes important for many reasons such as confidentiality, authentication and integrity. Digital watermarking has emerged as a advanced technology to enhance the security of digital images. The insertion of watermark in medical images can authenticate it and guarantee its integrity. The watermark must be generally hidden does not affect the quality of the medical image. In this paper, we study of digital watermarking based on Discrete Wavelet Transform (DWT) and Discrete Cosine Transform (DCT). This method can be used for authentication and data hiding purposes. The future work can be extended to hybrid DWT and single value decomposition (SVD) method to improve the robustness of the watermark.

KEYWORDS: Discrete Wavelet Transform, Haar wavelet, JPEG Image Encoding, Peak Signal to Noise Ratio,

I. INTRODUCTION

Due to the advancement of digital multimedia tools the storage and distribution of multimedia content is become very easy. Issues on security have emerged and there is a vital need for protecting the digital content against counterfeiting, piracy and malicious maniple. Watermark--A visible or invisible signature embedded inside an image to show authenticity or proof of ownership. The hidden watermark should be inseparable from the host image, robust enough to resist any manipulations while preserving the image quality. Thus through watermarking, intellectual properties remains accessible while being permanently marked. This digital signature approaches use in authenticating ownership claims and protecting proprietary hidden information, discourage unauthorized copying and distribution of images over the internet and ensure a digital picture has not been altered.

This particular application area is known as fingerprinting and thus has numerous financial implications. The most serious attack for fingerprinting is the "collusion attack". If attacker has access to more than one copy of watermarked image, he/she can predict/ remove the watermark data by colluding them. Researchers working on "fingerprinting" primarily focus on the "collusion attack".

So, while designing a watermark scheme, we decided that our proposed schemes must be designed in such a way that schemes are inherently collusion attack resistant. Therefore this thesis presents a new term "ICAR (Inherently Collusion Attack Resistant)" as a requirement for a watermarking system. The other 3 issues are taken into account while developing the watermarking schemes.

Then various application areas of watermarking are represented and what may the key requirements of a successful watermarking system are discussed. Since watermarking can be classified on various parameters, the various types of watermarking are represented based on different classifications.

ISSUE 1: Till now there is no "Generic" nature in the watermarking algorithms available. More precisely, if certain approach is applicable for a gray level image, the same approach does not work for the other formats of an image.

International Journal of Innovative Research in Science, Engineering and Technology

(A High Impact Factor, Monthly, Peer Reviewed Journal)

Visit: www.ijirset.com

Vol. 8, Issue 8, August 2019

ISSUE 2: Even if gray color image watermarking algorithms are extended for RGB color images, the maximum work has been done for BLUE color channel only because human eyes are less sensitive to detect the changes in BLUE color channel. No attack impact analysis, i.e., which color channel may be affected by a particular attack, has been carried out.

Therefore, apart from choosing digital Image Watermarking as a major problem, we have chosen to identify the suitability of a color channel with respect to attack (if any) for multicolor channel images (True color windows BMP, uncompressed JPEG). We also decided to explore the ways such that attack impacts may be minimized before the watermark embedding process.

ISSUE 3: In most of the research papers, once the watermarking scheme is finalized, it is applied to all test images. Since each image is different and has certain characteristics and after embedding the watermark data by a particular watermarking scheme, its performance against a particular attack may not be similar with other image. No study is conducted to make the embedding scheme based on some image characteristics.

II. LITERATURE REVIEW

N. Senthil Kumaran et al. [1], Image security is a relatively very young and fast growing. Security of data or information is very important now a day in this world. In this paper proposed to advantages and that working functionalities. This algorithm is verified on different watermarking images. And it's providing robust and secure results. To measure the effectiveness of this algorithm is provide embedding and extracting images. PSNR and MSE also calculated the embedding watermarking images. In this DWT watermarking embedding result images provide the good, secure and robust. In this paper proposed to how to process LSB technique.

Aase et al. [2] briefly discussed the issue of watermarking digital images as part of a general survey on cryptography and digital television. The authors provided a description of a procedure to insert a watermark into the least significant bits of pixels located in the vicinity of image contours. Since it relies on modifications of the least significant bits, the watermark is easily destroyed. Further, their method is restricted to images, in that it seeks to insert the watermark into image regions that lie on the edge of contours.

Ahmed et al. [3] described a method that adds or subtracts small random quantities from each pixel. Addition or subtraction is determined by comparing a binary mask of bits with the LSB of each pixel. If the LSB is equal to the corresponding mask bit, then the random quantity is added, otherwise it is subtracted. The watermark is subtracted by first computing the difference between the original and watermarked images and then by examining the sign of the difference, pixel by pixel, to determine if it corresponds to the original sequence of additions and subtractions. This method does not make use of perceptual relevance, but it is proposed that the high frequency noise be pre-filtered to provide some robustness to low-pass filtering. This scheme does not consider the problem of collusion attacks.

Akhaee et al. [4], digital watermarking has been investigated deeply for its technical and commercial feasibility in all media types like, digital photographic image, printed materials or document images and video. It is a proven method for reducing content piracy and improving the ability to identify, tract and manage digital media. It is widely used in applications like rights management, remote triggering, filtering/classification and e-commerce. It is a technique that is used to balance the need for content security with best possible consumer experience to enable media and entertainment industries to adapt the advanced facilities of the modern digital revolution while reducing the threat of content theft.

Ali et al. [5], proposed two schemes where the first was fragile watermarking and was used to authenticate the digital content, while the second was used to reconstruct the region where the integrity verification fails.

The watermark embedding procedure even though efficient reduced the quality of the reconstructed image when the strength of attack was increased. Different decomposition levels grant the tamper detection within the image in localized spatial and frequency domain. The aim is to present an authentication technique that hides watermark into some wavelet sub-bands of the to-be-authenticated image. This scheme is capable of detecting malicious and incidental

International Journal of Innovative Research in Science, Engineering and Technology

(A High Impact Factor, Monthly, Peer Reviewed Journal)

Visit: www.ijirset.com

Vol. 8, Issue 8, August 2019

manipulations. Furthermore, security is of particular concern that is often overlooked. It is extremely difficult for an attacker to create a faked image that appears to be authentic.

III. DIGITAL WATERMARKING

The information to be embedded in a signal is called a digital watermark, although in some contexts the phrase digital watermark means the difference between the watermarked signal and the cover signal. The signal where the watermark is to be embedded is called the *host* signal. A watermarking system is usually divided into three distinct steps, embedding, attack, and detection. In embedding, an algorithm accepts the host and the data to be embedded, and produces a watermarked signal.

Then the watermarked digital signal is transmitted or stored, usually transmitted to another person. If this person makes a modification, this is called an attack. While the modification may not be malicious, the term attack arises from copyright protection application, where third parties may attempt to remove the digital watermark through modification. There are many possible modifications, for example, lossy compression of the data (in which resolution is diminished), cropping an image or video or intentionally adding noise.

Detection (often called extraction) is an algorithm which is applied to the attacked signal to attempt to extract the watermark from it. If the signal was unmodified during transmission, then the watermark still is present and it may be extracted. In robust digital watermarking applications, the extraction algorithm should be able to produce the watermark correctly, even if the modifications were strong. In fragile digital watermarking, the extraction algorithm should fail if any change is made to the signal.

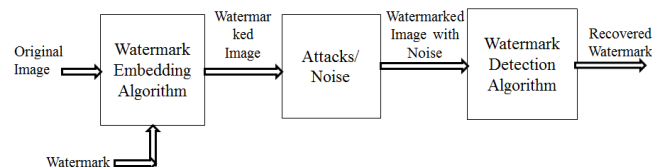


Figure 1: General digital watermark life-cycle phases with embedding-, attacking-, and detection and retrieval functions

IV. DISCRETE WAVELET TRANSFORM

The model used in [5] to implement the tree structure of Direct Wavelet Transform (DWT) is based on the filtering process. Figure 1 depicted a complete 2-level Direct WT. In this figure G and H is the high pass and low pass filter respectively.

Computation period is the number of the input cycles for one time produces output samples. In general, the computation period is $M=$ for a j -level DWT. The period of the 2-level computation is 8. Figure 1, The Sub band Coding Algorithm As an example, suppose that the original signal $X[n]$ has N - sample points, spanning a frequency band of zero to π rad/s. At the first decomposition level, the signal passed through the high pass and low pass filters, followed by subsampling by 2. The output of the high pass filter has $N/2$ - sample points (hence half the time resolution) but it only spans the frequencies $\pi/2$ to π rad/s (hence double the frequency resolution).

The output of the low-pass filter also has $N/2$ - sample points, but it spans the other half of the frequency band, frequencies from 0 to $\pi/2$ rad/s. Again low and high-pass filter output passed through the same low pass and high pass filters for further decomposition. The output of the second low pass filter followed by sub sampling has $N/4$ samples spanning a frequency band of 0 to $\pi/4$ rad/s, and the output of the second high pass filter followed by sub sampling has $N/4$ samples spanning a frequency band of $\pi/4$ to $\pi/2$ rad/s. The second high pass filtered signal constitutes the second level of DWT coefficients. This signal has half the time resolution, but twice the frequency resolution of the first level signal. This process continues until two samples are left. For this specific example there would be 2 levels of decomposition, each having half the number of samples of the previous level.

International Journal of Innovative Research in Science, Engineering and Technology

(A High Impact Factor, Monthly, Peer Reviewed Journal)

Visit: www.ijirset.com

Vol. 8, Issue 8, August 2019

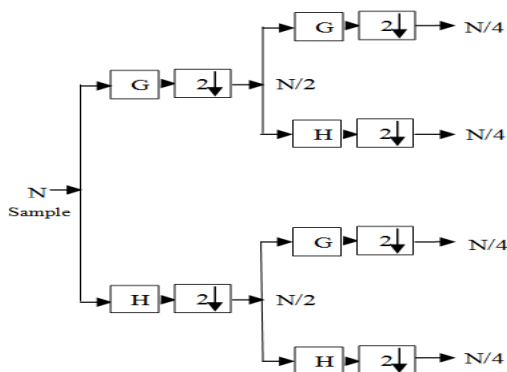


Figure 2: 2- Levels for DWT. Where G, H are the high-pass and low-pass filter coefficient.

The DWT of the original signal is then obtained by concatenating all coefficients starting from the last level of decomposition (remaining two samples, in this case). The DWT will then have the same number of coefficients as the original signal.

V. METHODOLOGY

A. Watermark Embedding

For this process firstly we apply 2 level DWT on host image decomposes the image into sub-images, 3 details and 1 approximation. The approximation looks just like the original. The same manner 2 level DWT is also applied to the watermark image. For this Haar wavelet is used. Then technique alpha blending [8] is used to insert the watermark in the host image. In this technique the decomposed components of the host image and the watermark are multiplied by a scaling factor and are added. Since the watermark embedded in low frequency approximation Component of the host image so it is perceptible in nature or visible. Alpha blending: formula of the alpha blending the watermarked image is given by

$WMI = k * (LL3) + q * (WM3)$ WM3 = low frequency approximation of Watermark, LL3 = low frequency approximation of the original image, WMI=Watermarked image, k, q-Scaling factors After embedding the watermark Image on cover image Inverse DWT is applied to the watermarked image coefficient to generate the final secure watermarked image.

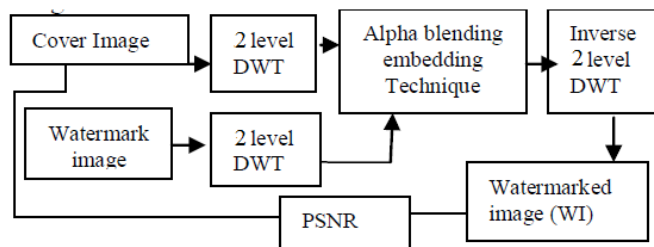


Figure 3: Watermark embedding process by 2 levels DWT.

B. Watermark Extraction

For this firstly we applied 2 levels DWT to watermarked image and cover image which decomposed the image in sub-bands. After this we apply alpha blending on low frequency components. *Alpha blending*: Formula of the alpha blending extraction for Recover watermark is given by $RW = (WMI - k * LL3) / q$ RW= Low frequency approximation of Recovered watermark, LL3=Low frequency approximation of the original image, and WMI= Low frequency approximation of watermarked image. After extraction process, Inverse discrete wavelet transform is applied to the

International Journal of Innovative Research in Science, Engineering and Technology

(A High Impact Factor, Monthly, Peer Reviewed Journal)

Visit: www.ijirset.com

Vol. 8, Issue 8, August 2019

watermark image coefficient to generate the final watermark extracted image. Fig. 4 shows the watermark extraction process.

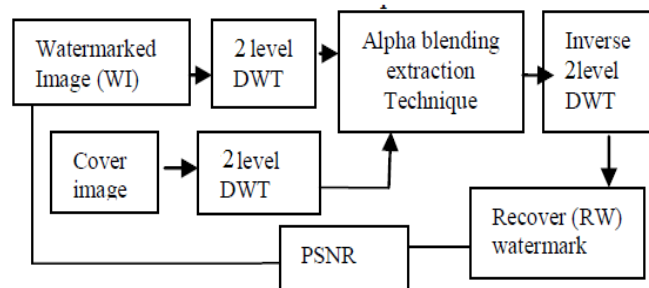


Figure 4: watermark extraction process by 2 levels DWT.

Discrete Cosine Transform

With the advent of high resolution images and high definition videos, they are very popular and can be easily found in daily use by several people. Relying on quality data for processing led to the development of the multimedia products such as Mobile phone video capture, Wireless camera, Sensor Networks etc. Figure 1 shows Ideal coding architecture for upcoming video applications. The increase in crime and elevated Terrorist threats has also been a reason for the increase in video surveillance system. More often than not, these applications and/or devices require storing and/or transmitting of the recorded media. Compression becomes important in such cases, where the video is need to be of minimal space possible but not degrading the visual quality too much. Due to the scarcity of storage space and computational capabilities in the handheld and monitoring devices, we need an algorithm with good compression rate. For some applications/devices it is imperative that they consume low power at both the ends of the codec, as in mobile phone camera. Modern digital video coding schemes are ruled by the ITU-T (International Telecommunication. This results in high complexity encoders because of the motion estimation (ME) process run at the encoder side. On the other hand, the resulting decoders are simple and around 5 to 10 times less complex than the corresponding encoders (26). However, this types of architecture are more suited for the applications where the media is once encoded and might be decoded multiple times. Few such areas include on-demand-video, broadcasting etc. It presents a challenge for the traditional video coding paradigms to fulfill the requirements posed by these applications. So, there is a need for the low cost and power encoding device possibly at the expense of slightly complex decoder. Additional challenge arises while trying to achieve the efficiency as of those achieved by the traditional coding techniques, like those of MPEG-x or H.26x when the complexity shifts from encoder to decoder.

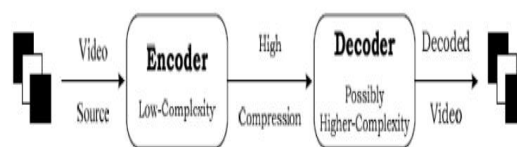


Figure 5: Ideal coding architecture for upcoming video applications

Distributed source coding (DSC) mainly depends on the principle of independent encoding and joint decoding. ‘Distributed’ in DSC points to the distributed nature of encoding operation, not the location as in distributed computing. DSC regards the compression of correlated information resources that do not communicate with each other (1). DSC models the correlation between multiple sources together with channel code and hence able to shift complexity from encoder to decoder. Hence DSC, DVC in current context, can be used to develop the devices having complexity-constrained encoder.

International Journal of Innovative Research in Science, Engineering and Technology

(A High Impact Factor, Monthly, Peer Reviewed Journal)

Visit: www.ijirset.com

Vol. 8, Issue 8, August 2019

VI. CONCLUSION

A 2 level DWT based image watermarking technique has been implemented. This technique can embed the invisible watermark into the image using alpha blending technique which can be recovered by extraction technique. Experiment results shows that the quality of the watermarked image are dependent only on the scaling factors k and q and the recovered watermark are independent of scaling factor. Results shows that the recovered images and the watermark are better for 2-D discrete wavelet transform then 1 & 2 level discrete wavelet transform.

REFERENCES

- [1] N. Senthil Kumaran, and S. Abinaya, "Comparison Analysis of Digital Image Watermarking using DWT and LSB Technique", International Conference on Communication and Signal Processing, April 6-8, 2016, India.
- [2] Aase, S.O., Husoy, J.H. and Waldemar, P., A Critique of SVD-Based Image Coding Systems, IEEE International Symposium on Circuits and Systems VLSI, Orlando, FL, Vol. 4, Pp. 13-16.
- [3] Ahmed, F. and Moskowit, I.S. (2014) Composite Signature Based Watermarking for Fingerprint Authentication, ACM Multimedia and Security Workshop, New York, Pp.1-8.
- [4] Akhaee, M.A., Sahraeian, S.M.E. and Jin, C. (2013) Blind Image Watermarking Using a Sample Projection Approach, IEEE Transactions on Information Forensics and Security, Vol. 6, Issue 3, Pp.883-893.
- [5] Ali, J.M.H. and Hassanien, A.E. (2012) An Iris Recognition System to Enhance E-security Environment Based on Wavelet Theory, Advanced Modeling and Optimization, Vol. 5, No. 2, Pp. 93-104.
- [6] Al-Otum, H.M. and Samara, N.A. (2009) A robust blind color image watermarking based on wavelet-tree bit host difference selection, Signal Processing, Vol. 90, Issue 8, Pp. 2498-2512.
- [7] Ateniese, G., Blundo, C., De Santis, A. and Stinson, D.R. (1996) Visual cryptography for general access structures, Information Computation, Vol. 129, Pp. 86-106.
- [8] Baaziz, N., Zheng, D. and Wang, D. (2011) Image quality assessment based on multiple watermarking approach, IEEE 13th International Workshop on Multimedia Signal Processing (MMSP), Hangzhou, Pp.1-5.
- [9] Bao, F., Deng, R., Deing, X. and Yang, Y. (2008) Private Query on Encrypted Data in Multi-User Settings, Proceedings of 4th International Conference on Information Security Practice and Experience (ISPEC 2008), Pp. 71-85, 2008.
- [10] Barni, M. and Bartolini, F. (2004) Watermarking systems engineering: Enabling digital assets security and other application, Signal processing and communications series, Marcel Dekker Inc., New York.
- [11] Barni, M., Bartolini, F. and Piva, A. (2001) Improved Wavelet based Watermarking Through Pixel-Wise Masking, IEEE Transactions on Image Processing, Vol. 10, Pp. 783-791.