

International Journal of Innovative Research in Science, Engineering and Technology

(A High Impact Factor, Monthly, Peer Reviewed Journal)

Visit: www.ijirset.com

Vol. 8, Issue 3, March 2019

Survey on Cyber-Physical System for Environmental Monitoring

Sujata Shankar Gawade, Vinod Motiram Rathod, Pournima Abhishek Kamble

Professor, Department of Computer Technology, Bharati Vidyapeeth Institute of Technology, New Mumbai, India

Professor, Department of Computer Technology, Bharati Vidyapeeth Institute of Technology, New Mumbai, India

Professor, Department of Computer Technology, Bharati Vidyapeeth Institute of Technology, New Mumbai, India

ABSTRACT: A savvy city empowers the powerful usage of assets and better nature of administrations to the nationals. To give administrations, for example, air quality administration, climate observing and robotization of homes and structures in a savvy city, the fundamental parameters are temperature, moistness and CO₂. This venture exhibits a modified plan of an Internet of Things (IoT) empowered condition checking framework to screen temperature, light force and CO₂. This framework is a headway to make the earth checking in simple way. Framework utilizes distinctive sensors, for example, temperature estimation sensor, light power indicator, PH esteem, carbon dioxide sensor for estimating condition parameters. Every sensor is independently associated with the each WeMos D1 Mini goes about as hub. Sensor information from WeMos D1 small is send to raspberry pi. From raspberry pi every one of the sensors information is send spared into cloud. For client self control the information spared into database is appeared on electronic GUI with the goal that client can screen condition parameters effectively.

KEYWORDS: Internet of things, Light Dependent Resistor, MQ7, PH Sensor, Pressure Sensor

I. INTRODUCTION

Air contamination is the most concerning issue of each country, regardless of whether it is created or creating. Medical issues have been developing at quicker rate particularly in urban territories of creating nations where industrialization and developing number of vehicles prompts arrival of parcel of vaporous toxins. Destructive impacts of contamination incorporate gentle unfavorably susceptible responses, for example, disturbance of the throat, eyes and nose and in addition some significant issues like bronchitis, heart infections, pneumonia, lung and exasperated asthma. As per a study, because of air contamination 50,000 to 100,000 unexpected losses for each year happen in the U.S. alone while in EU number compasses to 300,000 and more than 3,000,000 around the world. Different sorts of anthropogenic emanations named as essential poisons are drawn into the climate that experiences synthetic response and further prompts the arrangement of new toxins ordinarily called as optional contaminations. For example, as indicated by the Fifth Assessment Report of the Intergovernmental Panel on Climate Change (IPCC), almost all atmosphere adjusting contaminations either straightforwardly or in a roundabout way (by adding to optional toxins in the air) are in charge of medical issues. Relatively every subject invests 90% of their energy in indoor air. Outside air nature of the urban communities of created nations enhanced extensively in late decades. As opposed to this, indoor air quality debased amid this same period due to numerous variables like diminished ventilation, vitality preservation and the prologue to new sources and new materials that reason indoor pollution. The significance of condition checking is existed in numerous angles. The conditions condition are required to be observed to keep up the sound development in crops and to guarantee the protected workplace in enterprises, and so forth. Because of mechanical development, the way toward perusing the ecological parameters wound up simpler contrasted with the previous days. The sensors are the scaled down electronic gadgets used to gauge the physical and natural parameters. By utilizing the sensors for checking the climate conditions, the outcomes will be exact and the whole framework will be quicker and less power expending. Condition checking is one of the real utilization of remote sensor organize. WSN comprise of various

International Journal of Innovative Research in Science, Engineering and Technology

(A High Impact Factor, Monthly, Peer Reviewed Journal)

Visit: www.ijirset.com

Vol. 8, Issue 3, March 2019

sensors which are broadly disseminated to screen diverse condition parameters like temperature, moistness, gases, weight, wind speed and so forth. The utilization of remote encompassing sensors can prompt more vitality productive structures. WSN comprises of sensor hubs which are minimal effort gadgets with constrained power.

The present framework used to screen the earth parameters, for example, temperature, carbon dioxide, light intensity also it measure the water pH esteem utilizing sensor. This framework is solid to screen the everytime changing parameters of condition effortlessly on electronic GUI. Framework in light of IoT stage so it will help client to screen condition parameters effortlessly anyplace, whenever inside the world.

The Motivation of Project is in late advancements in remote and smaller scale sensor innovations have given establishment stages to thinking about the improvement of compelling secluded frameworks. They offer the possibility of adaptability being used, and organize versatility. The Raspberry Pi has ended up being perfect as the center of such a framework. There are numerous other viable uses for nature screen including observing of temperature and stickiness in a home, storehouse, nursery, or even an exhibition hall. Although this has been intended for uninvolved checking it is conceivable to have this utilized for currently informing somebody of a temperature change, turning on warming.

II. RELATED WORKS

The correspondence between the framework's segments is per-shaped utilizing the existent remote foundation in view of the IEEE 802.11 b/g measures. The came about arrangement gives the likelihood of logging estimations from areas everywhere throughout the world and of imagining and breaking down the assembled information from any gadget associated with the Internet. This work includes the total arrangement, a digital physical framework, beginning from the physical level, comprising of sensors and the correspondence convention, and achieving information administration and capacity at the digital level. The exploratory outcomes demonstrate that the proposed framework speaks to a feasible and direct answer for natural and surrounding checking applications [1].

This framework gathers and screens data identified with the development condition of yields outside and inside nurseries utilizing WSN sensors and CCTV cameras. The temperature and dampness sensors are produced in-house and the two sensors are exceptionally solid. Moreover, the framework permits programmed control of nursery condition remotely and along these lines enhances the efficiency of yields. This venture presents equipment design, framework engineering and programming process control of the horticulture condition observing framework [2].

Different conditions and ecological elements can prompt blunders, surprising conduct or loss of control. To seek after these variables physically is tedious, blunder inclined, moderate and typically very costly. Checking is very mind boggling and testing action, yet with late advances of innovation in numerous territories there is a decent start for robotizing every movement in observing of any framework, process, and condition. This paper demonstrates the fundamental inquiries distinguished while attempting to plan engineering for an OpenSmartWorld domain observing framework, the principle attributes which this sort of framework ought to have and the advancements and gauges proposed to be utilized as a part of request to help required usefulness [3].

This framework gives the capacity to screen and control the nursery remotely by means of a web interface and a versatile application. Utilizing a minimal effort remote sensor organize, condition information on nursery are sent to the brought together server. It will store this information and demonstrate the most recent condition points of interest of the nursery utilizing the web interface. The web interface will give a constant graphical show of information utilizing diagrams and measures and capacity to send control choices to the focal hub which is important to expand gather and enhance the nature of crops [4].

Advancement and execution of a computerized driving framework for a semi-independent vehicle to enhance the driver-vehicle interface is displayed in this paper. It utilizes a PIC based information securing framework that utilizes ADC to bring all control information from simple to computerized organize and imagine through LCD. This paper introduces the improvement of separation estimation utilizing Ultrasonic sensors which means that vehicle's situation from hindrances. The vehicle recognizes the speed breaker & some basic zones previously the specific impediment by labels utilizing RFID module for presenting the new innovation of need based Intelligent Braking System (IBS) [5].

International Journal of Innovative Research in Science, Engineering and Technology

(A High Impact Factor, Monthly, Peer Reviewed Journal)

Visit: www.ijirset.com

Vol. 8, Issue 3, March 2019

This paper introduces the advancement and usage of a computerized driving framework for a semi-self-governing vehicle to enhance the driver-vehicle interface. It utilizes an ARM based information procurement framework that utilizes ADC to bring all control information from simple to computerized arrangement and envision through LCD. The correspondence module utilized as a part of this task is installed organizing by CAN which has effective information exchange. It likewise takes input of vehicle conditions like Vehicle speed, Engine temperature and so forth., and controlled by primary controller. Furthermore this unit outfitted with GSM which imparts to the proprietor amid crisis circumstances [6].

It center around equipment and programming plan of savvy hub. Equipment interface circuit primarily comprises of MCP2515 independent CAN-Controller with SPI interface, LPC2148 microcontroller in view of 32-bit ARM7 TDMI-S CPU and MCP2551 rapid CAN Transceiver. MCP2551 CAN Transceiver actualizes ISO-11898 standard physical layer necessities. The product outline for CAN transport organize are for the most part the plan of CAN transport information correspondence amongst hubs, and information handling for simple signs. The outline of programming correspondence module incorporates framework introduction and CAN controller instatement unit, message sending unit, message accepting unit and the intrude on benefit unit [7].

This exploration focus on the issues with executing certain security includes in the CAN convention, for example, message confirmation and assurances against replay and refusal of-benefit (DoS) assaults. We recognize the limitations of the CAN transport, and we exhibit how our proposed usage meets these confinements. This paper proposes an adjustment to the standard CAN transport hubs and the CAN convention to better ensure cars and other CAN-related frameworks from assaults [13].

It is important that the orderly treatment of the Information to the driver from various subsystems inserted in the auto, so the driver gets just the significant data at the opportune time. In this Paper, a way to deal with the plan of a Driver help framework is portrayed, which depends on a technique for the outline of an Intelligent Driver Information Unit (DIU). Such framework ought to have the capacity to furnish the driver with precise, solid, important and adequate and convenient help based on untrustworthy and restricted info data. This framework keeps running on the fundamental of CAN correspondence convention which bolsters CSMA/AMP with the goal that the framework is successful and just exchanges the applicable information to the DIU thus some degree it meets the constant needs [9].

The plan and usage of a total gas sensor framework for liquified oil gas (LPG) gas detecting are introduced. The framework comprises of a SnO₂ transducer, a minimal effort warmer, an application particular incorporated circuit (ASIC) with front-end interface hardware, and a microcontroller interface for information logging. The ASIC incorporates an unwinding oscillator-based radiator driver circuit that is equipped for controlling the sensor working temperature from 100 °C to 425 °C. The sensor readout circuit in the ASIC, which depends on the protection from time transformation procedure, has been intended to gauge the gas sensor reaction more than three requests of opposition change amid its interaction with gases [10].

III. PROPOSED ARCHITECTURE

Environment monitoring is an IOT application which helps to monitors the environment condition of any locality or surrounding and the condition can be viewed by everybody with the help of internet. This application is more effective, rapid in providing environment conditions. It helps the individuals or government to take remedial actions if the condition of the environment becomes abnormal. Environment condition monitoring system provides a method to verify the condition and changes happens over the surrounding. We use raspberry pi and We MOS D1 Mini, Gas sensor, Temperature Sensor, LDR, IOT module in this system. The temperature sensor will monitor and provides the details about the present environment temperature changes. It is useful to know each and everyone the present surrounding temperature. The gas and PH value sensor is used for monitoring the pollution over environment and water. Nowadays, air and water pollution makes the environment more vulnerable. Using this module we can detect the polluted area and build awareness to the people for living in the pollution expressly. Changes in the climatic system cannot be defined accurately and it may accidentally defined sometimes but using an IOT module we can characterize more approximate change of an environment and it can be updated in the cloud.

International Journal of Innovative Research in Science, Engineering and Technology

(A High Impact Factor, Monthly, Peer Reviewed Journal)

Visit: www.ijirset.com

Vol. 8, Issue 3, March 2019

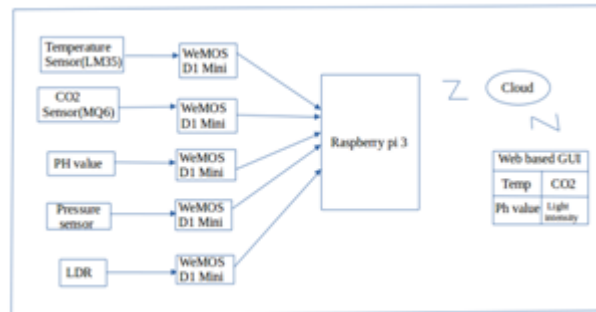


Fig 1 – System Block diagram

Above figure shows the block diagram of IoT based weather monitoring system.

In this project we design the system which is useful for the Weather forecast center. The temperature/humidity sensor i.e LM35, Co sensor i.e MQ7, and light intensity i.e LDR, ph value should be used to detect environmental parameters. Each sensor is connected separately to each WeMOS D1 mini. Each WeMOS D1 mini is connected to raspberry pi. Raspberry pi gather the sensors data from sensors connected to each WeMOS D1 mini. Raspberry pi send the gathered sensors data to web server. From web server this data is fetched into web application. User can see the monitored environment parameters easily using web application.

IV. SYSTEM ALGORITHM

A. Algorithm

- Step 1.** Initialize the system
- Step 2.** Get environment parameters using sensors such as using temperature sensor, light intensity detector, co2 detection and Ph value.
- Step 3.** Each sensor are separately connected to the WeMOS D1 Mini acts as node.
- Step 4.** Each sensors data get by each WeMOS D1 Mini.
- Step 5.** From all node i.e WeMOS D1 mini with sensor data is send to the raspberry pi3
- Step 6.** Raspberry pi3 get the each sensors data from each WeMOS D1 mini.
- Step 7.** Sensed environment parameters are saved into database.
- Step 8.** Database will maintain all the environment parameter along with the table.
- Step 9.** Stored environment parameters are fetched into web based GUI.
- Step 10.** User or viewer can see the environment parameters on web based GUI using browser.
- Step 11.** Stop

International Journal of Innovative Research in Science, Engineering and Technology

(A High Impact Factor, Monthly, Peer Reviewed Journal)

Visit: www.ijirset.com

Vol. 8, Issue 3, March 2019

B. Flow Chart



Fig 2 Flow of system operation

V. RESULT

A. Hardware Model




Fig 3 Hardware model of the system




Fig 3 different module of proposed system

International Journal of Innovative Research in Science, Engineering and Technology

(A High Impact Factor, Monthly, Peer Reviewed Journal)

Visit: www.ijirset.com

Vol. 8, Issue 3, March 2019

Fig 3 (a), (b) and (c) shows Gas sensor MQ6, Pressure sensor and LDR respectively connected to Wemos D1 mini whereas (d) shows the main controlling unit i.e. Raspberry pi.

B. Webpage

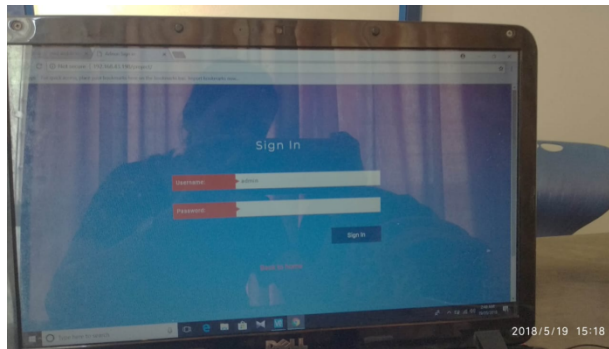


Fig 4 login page for user

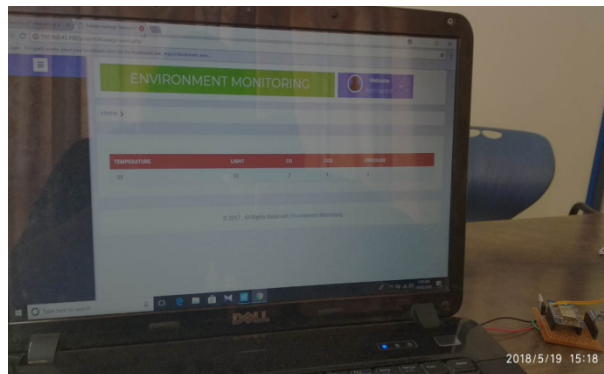


Fig 5 environmental monitoring page showing different parameter which are monitored by the proposed system

VI. CONCLUSION

By keeping the embedded devices in the environment for monitoring enables self-protection (i.e., smart environment) to the environment. To implement this need to deploy the sensor devices in the environment for collecting the data and analysis. By deploying sensor devices in the environment, we can bring the environment into real life i.e. it can interact with other objects through the network.

The results obtained from the measurement have shown that the system performance is quite reliable and accurate. The important parameters of the environment such as temperature, CO₂ and light intensity are checked by the respective sensors. The measured parameters are stored into database and shown on web based GUI.

REFERENCES

- [1] George Mois, Member, IEEE, TeodoraSanislav, Member, IEEE, and Silviu C. Folea, Member, IEEE, "A Cyber-Physical System for Environmental Monitoring", Ieee Transactions On Instrumentation And Measurement, Vol. 65, No. 6, June 2016.
- [2] MdMoniruzzaman and Abu Asaduzzaman, Muhammad F. Mridha, "Optimizing Controller Area Network System for Vehicular Automation", 5th International Conference on Informatics, Electronics and Vision (ICIEV), 2016 .

International Journal of Innovative Research in Science, Engineering and Technology

(A High Impact Factor, Monthly, Peer Reviewed Journal)

Visit: www.ijirset.com

Vol. 8, Issue 3, March 2019

- [3] Mr.K.Kalaiyarasu, PG Scholar Dr.C.Karthikeyan.Ph.D., “Design of an Automotive Safety System using Controller Area Network”, International Conference on Robotics, Automation, Control and Embedded Systems – RACE 2015, 18-20 February 2015, Hindustan University, Chennai, India.
- [4] Presi.T.P, “Design and Development Of PIC Microcontroller Based Vehicle Monitoring System Using Controller Area Network (CAN) Protocol”.
- [5] R. ManojPrasanth, S.Raja, Saranya, “Vehicle Control Using CAN Protocol For Implementing the Intelligent Braking System (IBS)”, International Journal of Advanced Research in Electrical, Electronics and Instrumentation Engineering (An ISO 3297: 2007 Certified Organization) Vol. 3, Issue 3, March 2014.
- [6] S. Vijayalakshmi, “Vehicle control system implementation Using CAN protocol”, International Journal of Advanced Research in Electrical, Electronics and Instrumentation Engineering Vol. 2, Issue 6, June 2013.
- [7] Ashwini S. Shinde, Prof. vidhyadhar B. Dharmadhikari, “Controller Area Network for Vehicle Automation”, International Journal of Emerging Technology and Advanced Engineering Website: www.ijetae.com (ISSN 2250-2459, Volume 2, Issue 2, February 2012).
- [8] N.Ilangovan, R.Jagatheesan, P.GnanaSkandaParthipan, A.Jeyasaravanan, G.Prabhakar, “Microcontroller Based Autonomous Vehicle Control System Using Can Bus”, International Conference on Advanced Communication Control and Computing Technologies (ICACCCT), IEEE, 2014.
- [9] ShobiBagga, NavakantaBhat, Senior Member, IEEE, and S. Mohan, “LPG Gas-Sensing System With SnO₂ Thin-Film Transducer and 0.7- μm CMOS Signal Conditioning ASIC”, Ieee Transactions On Instrumentation And Measurement, Vol. 58, No. 10, October 2009.
- [10] N.Ilangovan, R.Jagatheesan, P.GnanaSkandaParthipan, A.Jeyasaravanan, G.Prabhakar, “Microcontroller Based Autonomous Vehicle Control System Using Can Bus”, 2014, IEEE International Conference on Advanced Communication Control and Computing Technologies (ICACCCT).
- [11] Alberto Broggi, Senior Member, Michele Buzzoni, Stefano Debattisti, Paolo Grisleri, “Extensive Tests of Autonomous Driving Technologies”, Ieee Transactions On Intelligent Transportation Systems, Vol. 14, No. 3, September 2013.
- [12] Mansi Desai, Rahul Shetty, VirajPadte, MayurParulekar, Samuel Ramrajkar, “Controller Area Network for Intelligent Vehicular Systems”, ICATE 2013 PAPER ID 143.
- [13] Zachary King, “Investigating and Securing Communications in the Controller Area Network (CAN)”, 2017 International Conference on Computing, Networking and Communications (ICNC): Workshop
- [14] Shun-Hsiang Yu, Oliver Shih, and Hsin-Mu Tsai, “Smart Automotive Lighting for Vehicle Safety”, IEEE Communications Magazine, December 2013