

International Journal of Innovative Research in Science, Engineering and Technology

(A High Impact Factor, Monthly, Peer Reviewed Journal)

Visit: www.ijirset.com

Vol. 8, Issue 3, March 2019

Robust Strategy on Coordinated Scheduling of PHEV Integrated in a Distributed System

A.Akshaya Preethi, S.Naveen*, G.Balachander*, N.Thamarai selvan*

Department of Electrical and Electronics Engineering, INFO Institute of Engineering, Coimbatore, India

ABSTRACT: Due to the wide depletion of the fossil fuels and to reduce the overall fuel consumption, it is envisioned that Plug-in Hybrid Electric Vehicle (PHEV) will be an environmental friendly solution to global researches. When compared to other approaches, an alternative solution to tackle the increase in peak load and power loss issues is done using the smart scheduling strategy. The main objective of this paper is the minimization of total operating cost of the system and its performance is tested in an IEEE 33 distribution system. In order to contribute this work closer to real life scenario, different types of PHEV's with different All Electric Ranges (AER) and battery capacities is analysed. Finally, the test results is compared between Binary Particle Swarm Optimization (BPSO) algorithm and uncontrolled scheduling supports the efficiency of the smart scheduling scheme tested using MATLAB Software.

KEYWORDS: Plug-in Hybrid Electric Vehicles; Economic scheduling ; Particle Swarm Optimization (PSO) ; All Electric Range (AER).

I. INTRODUCTION

Increasing fuel prices, diminishing fossil fuel reserves, rising greenhouse gas emissions and political unrest have made plug-in (hybrid) vehicles an attractive alternative to traditional internal combustion engine vehicles (ICEV). The growth of PHEVs as a clean, safe and economical transportation option to ICEVs can be promoted by extending driving range, improving battery health and life, increasing electric grid reliability and promoting acceptance of PHEVs by the consumer. The degree of penetration of PHEVs as a transportation option depends on a variety of factors, including charging technology, communication security, Advanced Metering Infrastructure (AMI), incentives to customers, electricity pricing structures and standardization. The wide-spread adoption of electric vehicles will have many multi-faceted socio-economic impacts.

Among this increased system load, leading to stressed distribution systems and insufficient generation, power quality and reliability problems, degrading battery health, scheduling of vehicles as a potential power source in an ancillary market, costs incurred versus revenues earned by end user in offering such services, along-with the dependence on variable consumer behaviour have been considered as hurdles to PHEV implementation.

PHEVs are equipped with high capacity of energy storage system (ESS), they can acquire energy from the bulk power system via charging stations. The increasing number of PHEVs may lead to the diffusion of the PHEV charging stations in several locations. The above formulation assumes that each charge station is equipped with large energy storage (battery) to serve as an energy exchange point. [1,2] Insufficient battery state of charge has been cited as the primary consumer insecurity regarding PHEV. As we have the desire to have a fully-charged battery at the beginning of the daily commute. This consumer desire for daily full charge must be balanced against the desire on the part of the utility to shape its load curve and avoid a load spike due to concurrent vehicle charging. It is well-accepted that coordinated vehicle charging can be used to minimize the adverse effects of PHEVs on the electrical distribution grid. Coordination can be either centralized or decentralized. A centralized strategy is one in which a central operator dictates precisely when every individual PHEV will charge, but may not be attractive to consumers who prefer to have

International Journal of Innovative Research in Science, Engineering and Technology

(A High Impact Factor, Monthly, Peer Reviewed Journal)

Visit: www.ijirset.com

Vol. 8, Issue 3, March 2019

complete authority over their transportation availability and/or electricity usage. However, other objectives, such as system loss reduction, greenhouse emission reduction, battery lifetime extension, etc., can also be optimization factors.

II. PROBLEM DISCRIPTION

A. DISTRIBUTION LOAD FLOW:

Distribution system plays a significant position in the power system, since it is the main point of link between bulk power and the consumer. It have gained a overwhelming research interest in the academics as well as in industrial committee nearly from last three decades.

B. IEEE 33 BUS SYSTEM:

The IEEE 33 bus system is shown in the fig.1. Distribution Load flow is done by Backward and forward sweep Algorithm. The MATLAB Software tool is used for distribution network simulation and load flow calculation.

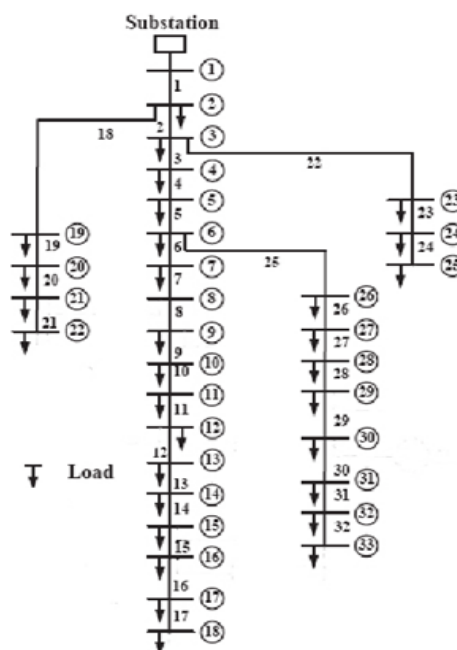


Figure 1: Single line diagram of IEEE-33 bus system

C. INFORMATION OF PHEV:

A PHEV is an hybrid electric vehicle those battery can be recharged by plugging it to an external source. According to IEEE, it is a vehicle that has AER of at least 10 miles, where AER refers to be driven solely by an electric motor, without using the vehicles internal combustion. [5]

International Journal of Innovative Research in Science, Engineering and Technology

(A High Impact Factor, Monthly, Peer Reviewed Journal)

Visit: www.ijirset.com

Vol. 8, Issue 3, March 2019

D. INITIAL AND DEPARTURE TIME OF SOC OF PHEVS:

The amount of energy stored in a battery is known as the State Of Charge (SOC). The estimation of the SOC cannot only prevent a battery over discharge and improving the battery life but also allows the application to make control over energy saving strategies. Thus the calculation of the initial and departure time of SOC of PHEV is given by,

$$(SOC_a) = 1 - (d/d_r)$$

$$(SOC_a) = (STD/d_r) + 0.2$$

E. ALL ELECTRIC RANGES (AER):

All-electric range (AER) is the driving range of a vehicle using only power from its electric battery pack to traverse a given driving cycle. In the case of a battery electric vehicle, it means the total range per charge. For a plug-in hybrid (PHEV), it means the range of the vehicle in charge-depleting mode. PHEVs can travel considerably further in charge-sustaining mode which uses both on-board fuel and the battery pack.

Table 1: AER Ranges with their Battery capacities

AER Range	Battery Capacity	Percentage of vehicles used
AER – 30	14	20%
AER – 40	18	60%
AER – 60	28	20%

F. DATA AND ANALYSIS:

The departure time is considered as the starting time of the initial trip and arrival time is the end of the last trip. By the above method the data are collected with their in time and out time of the PHEV vehicle.

G. CHARGING AND DISCHARGING COST :

The charging of the vehicles is carried out in off peak hours and then the discharging of vehicles is carried out in peak hours. In order to reduce our charging price , we can charge our vehicle in off peak hours and discharging at peak hours so that the charging cost is effective. By these type of charging and discharging action we can reduce our power demands by conserving energy.

International Journal of Innovative Research in Science, Engineering and Technology

(A High Impact Factor, Monthly, Peer Reviewed Journal)

Visit: www.ijirset.com

Vol. 8, Issue 3, March 2019

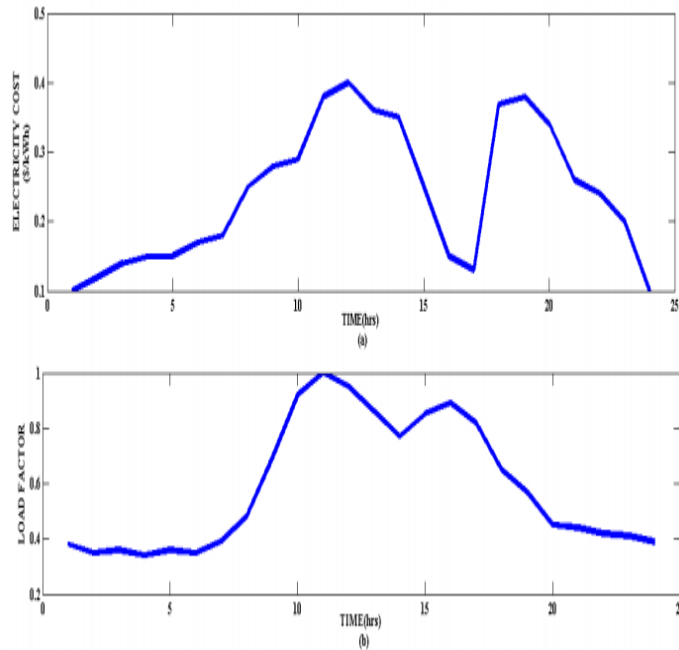


Figure 2: Cost Minimization Chart

H.SCHEMATIC DIAGRAM :

Here we undergo to find an optimal location for scheduling the PHEV, which is parked in the parking lot of the charging station. When the PHEV arrives the In time, Subsequent travel distance (STD), Battery Capacity, AER and estimated parking time of the PHEV is noted. The energy required for the PHEV is calculated by the means of data collected from the owners of the PHEV. And then, the optimal scheduling is performed by using BPSO Algorithm. The performance of the of the BPSO algorithm is tested using the IEEE 33 bus system. Finally the scheduling of the PHEV is performed as shown in figure3.

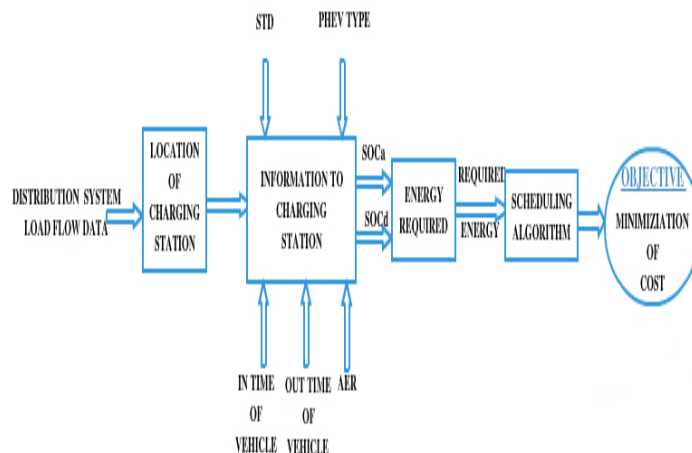


Fig 3: Schematic block diagram

International Journal of Innovative Research in Science, Engineering and Technology

(A High Impact Factor, Monthly, Peer Reviewed Journal)

Visit: www.ijirset.com

Vol. 8, Issue 3, March 2019

III. PROBLEM FORMULATION

At peak hours the controlled charging and discharging of PHEVs as well as the advantage of off-peak charging benefits are as followed by decreasing in the operating cost of the system.

A. OBJECTIVE:

The main objective of the work is to minimize the total operational cost of the system which comprises of two parts:[6]

1. Charging and discharging cost
2. Battery Depreciation Cost.

which results in the total operation cost of the system and some of the factors which motivated us to do this project are as follows:[6]

1. To quantify and visualize the impact of the adoption of PHEVs on the electricity market.
2. To reduce the potential global warming which has been created around the globe with the anthropogenic emission of greenhouse gases and the persistence of atmospheric carbon emission.
3. To reduce the fuel consumption and environmental pollution problem by introducing PHEVs.

B. CONSTRAINTS

The charging, discharging power and SOC of the PHEVs should lie between their minimum to maximum limit or in their acceptable range to avoid the any uncertainties in the system. [3]

- The charging power limit of the PHEV is given by,

$$0 < r_{\text{PHEV}} \leq k < P_{\text{Rated}}$$

- PHEVs battery SOC Limit
 $20\% < \text{SOC} < 100\%$

C. MATHEMATICAL MODEL

The controlled charging and discharging of PHEVs as well as the advantage of off-peak charging benefits are as followed by decreasing in the operating cost of the system. The mathematical model calculation is given as follows

- **Minimum cost:** Min(cost)
 $\text{Cost} = \text{Cost}_{(\text{chg})} + \text{Cost}_{(\text{Bdep})}$
- **Cost(chg) =**
 $\sum_{t=1} [\sum_{k=1} (\text{Ch}_k - \text{DCh}_k) \cdot r(\text{PHEV} \cdot k) \cdot \text{RC}(t)]$

International Journal of Innovative Research in Science, Engineering and Technology

(A High Impact Factor, Monthly, Peer Reviewed Journal)

Visit: www.ijirset.com

Vol. 8, Issue 3, March 2019

- $Cost(B_{dep}) = \sum_{t=1} (C_{b,k} E_{b,k} + CL) \cdot E_{dis,k} / (L_c E_b, K DOD)$

D. STATE OF CHARGE (SOC) EVALUATION

- A Set of 10 vehicles with predefined arrival and departure time is considered
- The initial SOC (SOC_a) and the desired departure time SOC (SOC_d) is calculated based on the first trip distance (d) and the subsequent travel distance (STD) of the PHEVs.
- The required SOC (SOC_r) of PHEVs entering the car parks is determined by the charging coordinator using the PHEVs (SOC_d)
 - (SOC_r) positive if (SOC_d > SOC_a)
 - (SOC_r) zero if (SOC_d = SOC_a)
 - (SOC_r) negative if (SOC_d < SOC_a)

E. Energy requirements of PHEVs:

The required to charge and schedule of battery is calculated using initial SOC. Then the SOC required for the PHEV battery is given as follows

$$SOC_a = 1 - (d/d_R)$$

$$SOC_d = 1 - (STD/d_R) + 0.2$$

$$SOC_r = \begin{cases} 1 - SOC_a, & (SOC_d \geq 1) \\ (SOC_d - SOC_a), & SOC_a < SOC_d < 1 \\ 0, & SOC_d = SOC_a \\ -(SOC_a - SOC_d), & 0.2 \leq SOC_d < 1 \end{cases}$$

$$E_{req} = (SOC_r \cdot C)$$

where, C = Battery capacity of the PHEV
d_R = All electric range of the PHEV.

IV. SMART SCHEDULING STRATEGIES

Algorithm Description:

The BPSO Start with initialization of particles and then successively updating velocity position, local best and global best solution with each iteration.[7]

Require: No. of Particles, MaxIter, InputFile

- 1: Read Input File
- 2: Initialize Particles
- 3: **while** (iter ≤ MaxIter) **do**
- 4: **for all** (Particles i) **do**
- 5: **Update** Velocity V_i of Particle i
- 6: **Update** Position X_i of Particle i
- 7: Validate X_i for duplicate codes
- 8: **if** (currentSolution_i < pBest_i) **then**
- 9: pBest_i = currentSolution_i

International Journal of Innovative Research in Science, Engineering and Technology

(A High Impact Factor, Monthly, Peer Reviewed Journal)

Visit: www.ijirset.com

Vol. 8, Issue 3, March 2019

```

10: end if
11: end for
12: gBestiter = min Vi (pBesti, gBestiter-1)
13: iter++
14: end while
    
```

V. RESULTS AND DISCUSSIONS

A. ENERGY REQUIRED

The energy which is required to charge the battery of the vehicles at the end of the trip is calculated and then the scheduling takes place for the initial value of SOC.

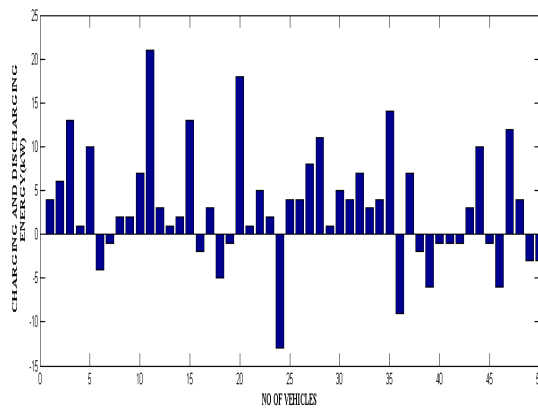


Figure 4 : Energy requirement chart

B. OPTIMAL BUS LOCATION:

To find out the optimal bus location we are applying Binary Particle Swarm Optimization (BPSO) Algorithm of the network, to minimize the power loss in the 33 bus system as shown Table 2.

Table 2: Optimal Bus Location of 33 bus system

Parameter	Uncontrolled scheduling		BPSO algorithm	
Bus location	2	18	2	18
Real power loss (KW)	251.8175	261.0671	245.1573	252.7013

International Journal of Innovative Research in Science, Engineering and Technology

(A High Impact Factor, Monthly, Peer Reviewed Journal)

Visit: www.ijirset.com

Vol. 8, Issue 3, March 2019

C.SYSTEM LOAD DATA:

Table 3 : load variation at optimal charging station location

NO OF HOURS	BASE LOAD (KW)	SYSTEM LOAD AFTER ITEGRATION OF PHEV LOAD (KW)	
		UNCONTROLLED SCHEDULING	BPSO ALGORITHM
1	38	39	38
2	35	37	39
3	36	39	36
4	34	38	34
5	36	41	36
6	35	41	45
7	39	50	37
8	48	66	55
9	69	82	77
10	92	113	103
11	100	120	109
12	95	146	107
13	86	123	103
14	77	103	91
15	85	115	95
16	89	117	111
17	82	99	102
18	65	95	83
19	57	92	63
20	45	59	46
21	44	62	44
22	42	61	39
23	41	64	37
24	39	63	39

D .TOTAL OPERATION COST

The charging and the discharging cost is calculated by applying BPSO Algorithm. By using the value of the depth of the discharge the battery depreciation cost is calculated. This provides upto 36% of lesser cost than the uncontrolled charging.

International Journal of Innovative Research in Science, Engineering and Technology

(A High Impact Factor, Monthly, Peer Reviewed Journal)

Visit: www.ijirset.com

Vol. 8, Issue 3, March 2019

Parameter	Uncontrolled scheduling	BPSO algorithm
Cost(\$/day)	51.92	25.74
Cost(\$/day)	3.0641	3.0641
Total cost(\$/day)	54.9841	28.8041

VI. CONCLUSION

In this paper, the optimal scheduling of the PHEV is performed in IEEE 33 Bus using BPSO Algorithm. Finding an optimal location for the charging station and optimal scheduling of PHEV benefits of both grid operators and vehicle owners. The test results were analysed by varying the vehicles All Electric Ranges (AER) and battery capacities. It is evident from the result that the smart scheduling strategy using BPSO algorithm is better when compared to uncontrolled scheduling strategy, thus the objective of attaining minimum total operating cost of the system which comprises of charging and discharging cost as well as battery depreciation cost is achieved without isolating any constraints.

REFERENCES

- [1] Zhaohao Ding, Ying Lu, Lizi Zhang, Wei-Jen Lee, and Dayu Chen "A Stochastic Resource Planning Scheme for PHEV Charging Station Considering Energy Portfolio Optimization and Price-responsive Demand ", IEEE Transactions on Industry Application, vol.54, pp.5590-5598, 2018.
- [2] Abdurrahman Arikan, Ruofan Jin, "Optimal Centralized Renewable Energy Transfer Scheduling for Electrical Vehicles "IEEE International conference on smart grid communication, 2015. [https://doi.org/10.1109/SmartGridComm.2015.7436308]
- [3] Mohammad javad Mirzaei, Ahad Kazemi, Omid homaee, "Real World based approach for optimal management of electric vehicles in an intelligent parking lot considering simultaneous satisfaction of vehicle owner and parking operator", Energy (Volume 65 pages 572–579, 2014; doi:10.1016/j.energy.2013.11.045).
- [4] Feiran Huang Wei-Jen Lee, "Design Optimization of PHEV Charging Station", IEE Industrial and commercial power system conference, 2012. [https://doi.org/10.1109/ICPS.2012.6229606]
- [5] Hong, B, "plug-in hybrid electrical vehicles (PHEV)," IEEE Emerg. technol. portal, 2012.
- [6] Dr. S. Charles Raja, S. Suganya, J. Jeslin Drusila Nesamalar and A. Akshaya Preethi* "Economic scheduling of Plug-In Hybrid Electric Vehicle considering various travel patterns", National power engineering conference, 2018. [https://doi.org/10.1109/NPEC.2018.8476752]
- [7] Arvind Kumar, Vikas Bhalla, Praveen Kumar "Unit Commitment in a Smart Grid with Plug-in Hybrid Electric Vehicles- A Cost-Emission Optimization", IEEE Transportation Electrification conference, 2017. [https://doi.org/10.1109/ITEC-India.2017.8333714]
- [8] Aiman H, El-Maleh, Ahmad T. Sheikh, Sadiq M. Sait, "Binary Particle Swarm optimization based state assignment for area minimization of sequential circuits", Applied soft computing, vol.13, pp.4832-4840, 2013.
- [9] Livani R. Jalilzadeh Hamidi "Myopic real-time decentralized charging management of Plug-in Hybrid Electric Vehicles", Electrical power system Research, vol.143, pp.522-532, 2017.
- [10] Imran Rahman, Pandian M. Vasant, Balbir Singh Mahinder Singh, M. Abdullah-Al-Wadud "Review of recent trends in optimization techniques for Plug-in Hybrid, And Electric Vehicle charging infrastructures", Renewable and sustainable energy Review, vol.58, pp.1039-1047, 2016
- [11] Nima Ghiasnezhad Omran a, Shaahin Filizadeh, "A semi-cooperative decentralized scheduling scheme for plug-in electric vehicle charging demand", International Journal of Electrical power and energy system, vol.88, pp.119-132, 2017.
- [12] Qiumin Dong, Dusit Niyato, "The PHEV Charging Scheduling and Power Supply Optimization for Charging Stations", IEEE Transaction on vehicular Technology, vol.65, pp.566-580, 2016.
- [13] Yoshito Nishita and Masafumi Iwata "Control Charge-Discharge Using EV and PHEV Batteries for Power Demand Reduction", IEEE International Telecommunication Energy conference, 2015. [https://doi.org/10.1109/INTLEC.2015.7572445]
- [14] Rahul Mehta, Dipti Srinivasan, Asiwin M "Smart Charging Strategies for optimal integration of plug-in Electric vehicle within Existing Distribution system infrastructure", IEEE Transaction on smart grid, vol.9, pp.299-312, 2018.
- [15] Maigha, Mariesa L. Crow, "Economic scheduling of Residential Plug-in Hybrid Electric Vehicle Charging, Energies, vol.7, pp.1876-1898, 2014.