

LANCET Assembly Line

M.Venkatesan¹, K.Anusha², R.Arshitha³, S.Asha⁴, C.Devishree⁵

Assistant Professor, Department of ECE, Adhiyamaan College of Engineering, Hosur, Tamilnadu, India ¹

U.G Student, Department of ECE, Adhiyamaan College of Engineering, Hosur, Tamilnadu, India^{3,4,5}

ABSTRACT: This errand deals with a novel arrangement. This structure improves the utilization and pointlessness stood out from other lancet. The item is likewise going as an embellishment (F.O.C), with the intestinal sickness discovery arrangement of Tulip. Therefore, this thing must be given with an amazingly less expense, to serve the goal advertise. The procedure span of LANCET ASSEMBLY LINE is around 130 to 135 segments for every minute. The general proficiency of this task is about 75%. A small scale lancet needle 623 mm in length, 203 mm in width, and 106 mm in thickness was investigated and created with ANSYS programming and LIGA-like procedure. Biodegradable polylactic corrosive (PLA) was utilized as embellishment material. Taguchi technique was used in the test to think about the impacts of embellishment parameters on the firmness of the micro needle. Results demonstrated that liquefy temperature has the most significant consequences for the quality of the PLA micro needles. This investigation additionally exhibits LIGA-like and smaller scale forming procedures can be connected for mass replication of miniaturized scale needles.

KEYWORDS: PLA smaller scale needle, LIGGA, LANCET.

I.INTRODUCTION

A blood LANCET are basic LANCET is a little therapeutic actualize utilized for narrow blood examining. A blood is like a little surgical tool however with twofold edged sharp edge or needle. LANCET's are utilized to make punctures, for example, finger stick to get little blood examples. Blood LANCET's are commonly dispensable. LANCET's are likewise utilized prick the skin in skin testing for sensitivities. A blood smapling gadget otherwise called a spearing gadget, is an instrument furnished with a LANCET. It is likewise most usually utilized by diabetics amid blood glucose checking. The profundity of skin infiltration can be balanced for different skin thicknesses. Long spearing devise are utilized for a fetal scalp blood testing to get a proportion of the corrosive base status of the embryo. Fast and accuracy infusion forming machine for blood gathering needle parts, high exactness blood accumulation needle shape. Auto gathering machine for blood accumulation needle and needle. For handling plastics, the infusion forming process has the upsides of quick replication and the formed parts are close net shape. Hence, it is the best decision for making plastic smaller scale lancet needles. Further-more, on account of the advancement of LIGA-like, just as microinjection forming innovation, an assortment of miniaturized scale needles with various capacities. Customary metallic miniaturized scale lancet needles are made through mechanical preparing process, and the needle estimate can't be made any littler because of limitations in conventional assembling process. For this situation, the point of minor wounds and slight agony to the human body when performing entrance can't be figured it out. Thusly, the reason for this examination is to create biodegradable PLA plastic miniaturized scale lancet needles by incorporating LIGA-like and microinjection shaping advancements, and concentrate the enhancement of embellishment parameters and basic quality of smaller scale lancet needles. It is normal that the advances created in this examination can be connected for minimal effort large scale manufacturing of naturally neighborly biodegradable PLA small

Organized by

Department of ECE, Adhiyamaan College of Engineering, Hosur, Tamilnadu, India

scale needles for various applications. The capacity of the small scale lancet needle created in this examination is to enter into the skin; along these lines, it will be structured dependent on the standards of minor wounds and slight torment to the human body concerned. The usually utilized states of needle tip are etch shape, slanted face and sharp cone.

II.RELATED WORK

The examination conditions are expected as pursues:

1. Material: PLA;
2. PLA is viewed as isotropic, with flexible modulus $E \approx 2.7$ GPA, Poisson's proportion $\nu \approx 0.38$.
3. It is expected that the holding area of the smaller scale needle is the fixed end, and the miniaturized scale needle can move uninhibitedly when subject to outside power.

III.PROPOSED SYSTEM

Pointed bit of careful steel encased in plastic, used to cut the skin on one's finger (or other body part) to get a blood test. Different sorts of lancets are utilized for making little entry points, as in the depleting of bubbles and abscesses. Lancets for blood testing are accessible in various checks, which allude to the width of the metal point. The higher the measure, the littler the aperture the lancet makes. For instance, a 23-measure lancet makes a bigger opening in your skin than a 30-check lancet does. A few people locate the higher-measure lancets less excruciating to utilize, however the exchange off is that it might be more enthusiastically to get a sufficient drop of blood with a higher-check lancet



Figure 3.1 LANCET

While a few people basically utilize a lancet alone to stick their fingers, numerous individuals like to utilize a spearing gadget. A spearing gadget utilizes a spring to drive the lancet into the skin and withdraw it very rapidly. It likewise enables the client to change the profundity of entrance contingent upon the thickness of the skin and calluses and the affectability of the fingertips. Along these lines, enough blood can be gotten without causing pointless torment. Ordinarily, when you purchase a blood glucose meter a spearing gadget is incorporated. Nonetheless, if the one that accompanied your blood glucose meter is excessively agonizing or doesn't deliver a

Organized by

Department of ECE, Adhyyamaan College of Engineering, Hosur, Tamilnadu, India

major enough drop of blood, it is vital to understand that there are numerous other spearing gadgets available. On the off chance that regardless you experience difficulty getting a sufficient drop of blood in




Figure 3.2 Stations

Spite of attempting distinctive lancets and spearing gadgets, diabetes teachers recommend washing your hands with warm water, hanging your hand somewhere near your side, or shaking your hand enthusiastically like a thermometer before spearing your finger. Every one of these procedures can expand the blood supply to your fingertips. In the wake of puncturing your finger, tenderly "milk" it from the knuckle to the fingertip to advance dying.

IV.SYSTEM BLOCK DIAGRAM

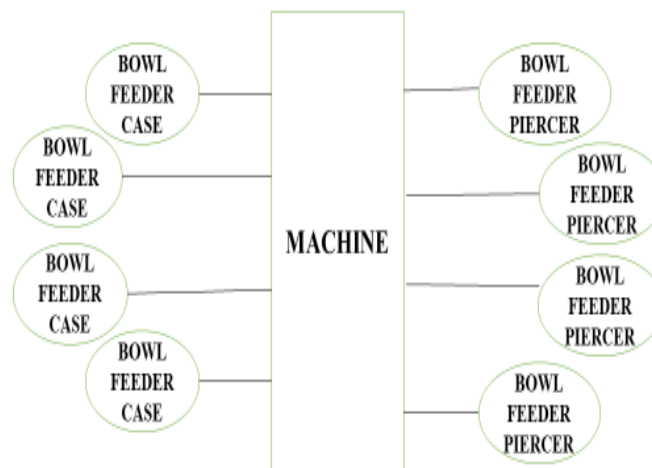


Fig4.3 block diagram

V.EXPERIMENTAL RESULTS




Fig 5.4 experimental results

VI.CONCLUSION

- 1) In this investigation, the PLA biodegradable miniaturized scale lancet needles, 623 mm long, 203 mm wide and 106 mm thick, are effectively made with the LIGA-Like procedure and Batten field Microsystem 50 microinjection machine.
- 2) About the Taguchi explore for infusion trim of the small scale lancet needle, it is inferred that the ideal blend of components is A1 B2 C1 D1 (soften temperature 200 C, form temperature 50 C, infusion speed 150 mm=s.

REFERENCES

- [1] PratikDevikar, "Transfer Learning for Image Classification of various dog breeds" ,IJARCET VOLUME 5,Issue 12,December 2016
- [2] Li, Zengxi, Yan Song, Ian McLoughlin, and Lirong Dai. "Compact Convolutional Neural Network Transfer Learning for Small-scale Image Classification." 2016 IEEE International Conference on Acoustics, Speech and Signal Processing (ICASSP) (2016): n. pag. Web.
- [3] MuthukrishnanRamprasath,M.VijayAnand,ShanmugasundaramHariharan, "Image Classification using Convolutional Neural Networks", International Journal of Pure and Applied Mathematics Volume 119 No.17 2018,1307-1319
- [4] Meng-Che Chuang, Jenq-Neng Hwang, Kresimir Williams, "A Feature Learning and object Recognition Framework for Underwater Fish Images", IEEE Transactions on Image Processing, vol. 25, no. 4, pp. 1862-72, 2016.
- [5] Phoneix X. Huang, Bastian J. Boom, Robert B. Fisher, " Underwater Live Fish Recognition using a Balance- Guaranteed Optimized Tree.
- [6] AniruddhaTapan,"Transfer Learning for Image Classification and Plant Phenotyping " , International Journal of Advanced Research in Computer Engineering and Technology, volume 5, Issue 11, November 2016.
- [7] Massimo Minervini, Mohammed M. Abdelsamea, Sotirios A. Tsafaris, Image-based plant phenotyping with incremental learning and active contours, Ecological Informatics, Available online 6 August 2013,ISSN1574-9541, <http://dx.doi.org/10.1016/j.ecoinf.2013.07.004>.
- [8] Tsafaris, Sotirios A., Massimo Minervini, and Hanno Schar. "Machine Learning for Plant Phenotyping Needs Image Processing." Trends in Plant Science 21.12 (2016): 989-91. Web.