

Study on Acoustophoresis for Advanced Purification and Innovation

Harsha .S¹, Ankith Joshua.J², Dr. Hanumantharayagouda M Biradar³

U.G. Student, Department of Mechanical Engineering, Sir M Visvesvaraya Institute of Technology, Bangalore,
Karnataka, India ¹

U.G. Student, Department of Mechanical Engineering, Sir M Visvesvaraya Institute of Technology, Bangalore,
Karnataka, India ²

Assistant Professor, Department of Mechanical Engineering, Sir M Visvesvaraya Institute of Technology,
Bengaluru, Karnataka, India³

ABSTRACT : there is a saying, "if there is magic on this planet, it is contained in the water", yet it's actual. In the event that you have heard the name purity, what rings a bell? obviously, the new water streaming in the streams, waterways, and so on. Indeed however we people on this planet need unadulterated water normally when things are deteriorating or exhausted. How can this be able to made conceivable by utilizing technology? Yes, its acoustics! Which starts things out at this stage. Acoustics wave technology could be the way to catching and isolating substrates from water without channels, filters, or synthetic substances. Acoustophoresis, the droplets, or particles inside a fluid can be controlled with an uncommon acoustic wave design. The wave design applies acoustic forces that predicament substances scattered in the fluid into clusters. Depending upon their relative density contrasted with the fluid those large clusters either settle to the base or ascend to the surface, where they can be isolated without any problem. The technology is planned for tidying up water delivered when the by-products and gas are removed from the earth. The Produced water extracted from the earth contains normally happening hydrocarbons, salt, bacteria, radioactive material, and different mixes just as any synthetic augmentations used to ease extraction. These advancements are constrained to water as well as have a gigantic foundation whereupon these applications can be applied as if there should be an occurrence of a division of particles in platelets, detachment of plastic micro-fluids for rapid detection of bacteria in blood utilizing designed bacteriophage.

KEYWORDS : Acoustophoresis, synthetic materials, bacteriophage, plastic micro fluids, platelets.

I. INTRODUCTION

The petrochemical industries just as the mining, metallurgical and chemical enterprises produce a colossal measure of wastewater. As we continued searching for the development to decontaminate this water, we discovered acoustics. How did this thought advanced? are you curious, yes? this has been first discovered when the U.S armed force was searching for innovation for quick discovery of Bacillus anthracis spores in huge waterways, they got the plan to build up an acoustic detachment technology that works at the macro scale [1].

The next question that comes to our mind is, why acoustics? it is trying for current advances to expel particles lesser than 20 microns without the addition of synthetics, AWS (acoustic wave separation) isolates, oil droplets, particulates, sand, and microscopic organisms as small as one micron. This lead to the foundation of further advancement. Control of particles by acoustics is known as "Acoustophoresis". Uses of Acoustophoresis spread a wide scope, from centimeter-scale to micrometer-scale measured particles. In the micrometer-scale, Acoustophoresis is one of the strategies for molecule separating in strong fluid blends among inertial, gravitational, attractive and optical methods. [14] [16].

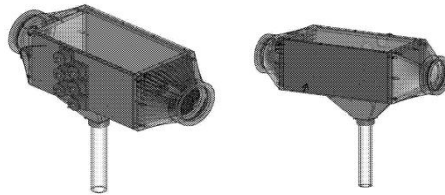


Fig . 1 U.S model for water purification using ultrasound and acoustophoresis.

II. IDEAS IDENTIFIED WITH ACOUSTICS

Acoustophoretic molecule centering is an advanced and extremely appealing strategy for expelling an assortment of articles from arrangements in a microfluidic channel. The procedure is relevant to health care applications (threatening cell expulsion), scholarly exploration (nanoparticle partition), mechanical applications (recovering of uncommon earth), and natural applications (sequestration of suspended solids). This innovation might be viewed as an exceptionally delicate procedure since it utilizes compel pressure pulses to move low volumes of liquids with no significant contact.

Before setting off to the applications, let's take a gander at a portion of the ideas identified with the acoustics.

A. Acoustic tweezers

Acoustic tweezers are utilized to control the position and development of little articles with sound waves. Carefully, just single-beam based design can be called acoustical tweezers. As a rule, the expansive idea of acoustical tweezers includes two arrangements of beams:

- single pillar,
- standing waves.

The innovation works by controlling the situation of acoustic weight nodes that attract articles to explicit areas of a standing acoustic field. The objective item should be extensively littler than the frequency of sound utilized, and the innovation is commonly used to control minute particles. these procedures don't require costly hardware or complex exploratory arrangements[3] [2].

B. Acoustic levitation

Acoustic levitation is a technique for suspending matter in the air against gravity utilizing acoustic radiation pressure from high power sound waves. Levitation is a promising technique for containerless handling of microchips and other little, fragile items in the industry. likewise, they may be also utilized for applications requiring exceptionally high-immaculateness materials or synthetic responses too thorough to even consider happening in a compartment. This technique is more diligently to control than others, for example, electromagnetic levitation yet has the upside of having the option to suspend nonconducting materials [4] [5].

III.BACKGROUND

There are incredible intrigue and requirement for water purification for developing nations. The total populace is around 6.7 billion individuals and is relied upon to be more than 8 billion by 2050. Generally, 1.1 billion individuals on the planet need access to safe drinking water. Accessible water sources can be tainted by pathogens. Generally, 2.2 million die every year from consumption of pathogen debased water, and 9500 kids die every day. The vast majority of the work announced in the writing for pathogen expulsion from water includes replaceable channel units. These units by and large comprise packed cartridges, channel membranes, or unique filter papers. Despite the fact that creatures more than 10 microns can be effectively caught by these procedures, Smaller life forms remembering bacterial spores for the size scope of 1 micron are commonly not caught with Sufficient productivity [15].

before going on to the theme, it is important to make reference to the idea of an acoustic standing wave. with the end goal that the standing wave is a unique sort of wave that can happen in a resonator. In a resonator superposition of the occurring and reflective wave happens, causing a standing wave. for a speedy understanding, one can get an easy picture of Rubens tube (standing wave flame)[6][12]

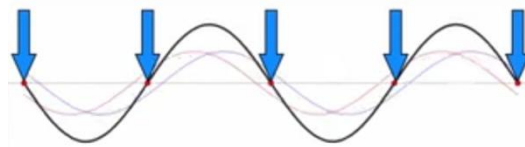


Fig. 2 Standing Wave with nodes and antinodes.

IV. ACOUSTIC WAVE SEPARATION

To comprehend this idea of particle sifting, it is critical to know how the acoustic field influences particles. A body in this field encounters a power called acoustic radiation power. This new concept uses a design of ultrasonic waves in the megahertz range. The wave design applies acoustic powers that predicament substances scattered in the fluid into groups. Acoustic forces have been utilized widely for the partition of suspended micro-sized particles, from the medium or different particles, just as in trapping of particles. [7][10]

As a rule, these strategies use the pivotal primary radiation power (PRF) to move or trap particles in a ceaseless stream circumstance. Acoustic separation frameworks acknowledged by silicon micro-fabrication technology have likewise been utilized in various applications.[8] [9]. Micro-fabrication gives the exactness expected to manufacture the high-frequency resonators in which the acoustic standing wave forces are created. The benefits of acoustic detachment and separating frameworks are that they offer a consistent method of activity, and are moderately simple to run, and handle.




Fig. 3 (a) Water passing through the standing wave were particles form bands

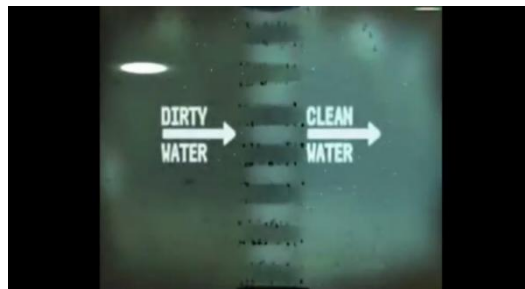


Fig. 3 (b) Impurities in the water as when flows through the standing wave particle bands are formed

Ultrasonic standing waves (USW) are made by the superimposing of an occurrence wave, going from the acoustic transducer, and the reflected wave moving from the reflector. Suspended particles and beads experience the alleged essential acoustic forces that move particles towards the weight hubs or antinodes of the standing wave, contingent upon the material properties. When the particles and additionally the beads at that point, are moved together they structure groups and may total or blend. because of the expansion in fluid dynamic span, buoyancy forces can isolate the stages at a quicker pace of sedimentation and additionally creaming. Stage division of isolated particles and recuperation of miniaturized scale to millimeter fluid beads inside emulsions is critical in numerous food, organic, pharmaceutical, chemical, and petrochemical applications.[7] [13].



Fig. 4 Flo Design Sonics created AWS to clean water that rises to the top during gaseous petrol extraction by pressure-driven breaking (otherwise called fracking). The organization built up a test framework that can clean water streaming

at 1 gallon for each moment, which was utilized to assess the vigor of the framework's hardware. The test outcomes helped the organization scale the innovation for the 5-gallon-per-minute alpha framework model.

V. ISOLATING MICROMETER SIZED PARTICLES INTO MULTIPLE FRACTIONS IN A PERENNIAL OR CONTINUAL FLOW MODE

The rectangular cross-area detachment channel has three deltas:

- one molecule free medium bay, situated toward the start of the division channel, and
- two sample gulfs, one at each side divider 1.5 mm down the channel.

Eleven outlets, of which 10 were pair astute associated, were situated toward the finish of the partition channel. This outlet setup empowered the extraction of molecule divisions.

The number of parts being used was characterized by blocking at least one outlet. The channel length was dictated by the ideal stream rate, the molecule blend utilized, and the utilized acoustic information power. These parameters were tuned with the end goal that the molecule size dispersion involved the full width of the channel when arriving at the stream splitter outlets. The furthest reaches of the info power is set by the lessening in the piezo earthenware actuator, causing overheating of the partition channel. The net force applied to the piezoelectric component ran from ~0.5 to ~2.0 W, contingent upon the size of the particles, the ideal horizontal removal of a specific molecule type, and the procrastinating medium. The spatial situating of the actuator under the detachment channel was uncritical. This parathion procedure was driven by the pivotal acoustic PRF. The extent of the hub PRF following up on a molecule is controlled by the properties of the dawdling medium and the particles as the sufficiency and frequency of the standing wave. Fragments must be isolated from one another in the event that they vary in volume, thickness, compressibility, or a blend of these.[11]

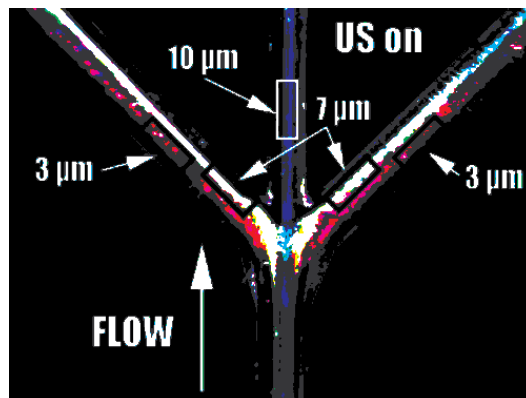


fig. 5 (a) shows the Molecule size inclination framed in the division channel when the ultrasound is turned on. Every molecule portion exits through one of the three dynamic outlets. As found in the picture, the blue speck or tiny particles exit through the middle outlet.

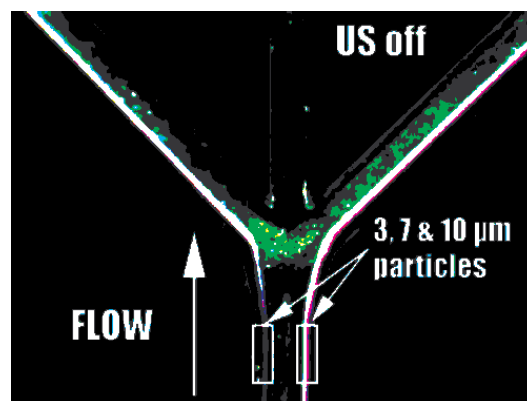


fig. 5 (b) shows the finish of the detachment channel. At the point when the ultrasound is off.

VI. PARTITION OF ALGAE FROM WATER USING AN ACOUSTIC STANDING WAVE

In an illustrative execution, microorganisms including micro-algae and bacterial spores were expelled from a streaming water stream. As an exhibition of the flow Subject issue, green growth of the halophilic *Dunaliella Salina* (comparative in size and thickness to numerous pathogenic life forms) were developed in a container loaded up with salt water and put under a develop light. The green growth are expelled from the container through cylinders that pass them into a stream channel and past an acoustic transducer. The stream chamber was even with the transducer on top confronting descending. This brought about a vertically arranged acoustic standing wave. Different transducers can be utilized. The acoustic transducer was associated with an enhancer which gets its sign from a capacity generator and works at around 15 V, for instance. When the liquid stream and the acoustic transducer were turned on, catching and grouping of micro-algae and different particles began rapidly. The micro-algae or potentially particles were caught in the acoustic field against the liquid drag power by methods for the activity of the acoustic radiation force. The assortment of micro-algae or potentially particles proceeded after some time and in the end, commonly following a few minutes, enormous, pillar like assortments of micro-algae and additionally particles can be found in the locale between the transducer face and the resistance reflective wall. A run of the mill aftereffect of the acoustic catching of microalgae and additionally particles is around 3 to 5 minutes. [13]

our future development depends on seriousness and advancement, abilities, and profitability... what's more, these thusly depend on the instruction of our kin. Brains resemble parachutes; they work best when open. Those who initiate change will have a better opportunity to manage the change that is inevitable.

VII. ACOUSTOPHORESIS FOR PURIFICATION OF PLATELETS

In the current situation, we portray a creative acoustophoretic gadget committed to the separation of platelets from blood samples. The immaculateness, initiation status, and usefulness of platelets disengaged are to be determined further. Our goal is not to accomplish a productive division between red blood cells and platelets yet in addition to assess the effect of this new cell arranging innovation on the quality and usefulness of acoustically detached platelets. As far as we could possibly know, this is the primary investigation to research the capacity of acoustically separated platelets.

The trial gadget for executing the acoustophoresis procedure is made out of a

- polymethylmethacrylate (PMMA) channel,
- piezoelectric ceramics,
- cooling framework
- Internal chamber.

The piezoelectric earthenware production utilized in the gadget, resound at 2 ± 0.2 MHz and are constrained by an electric generator, forcing a sinusoidal voltage (input power 10.5 W) at the terminal of ceramics. A cooling complex is arranged against the piezoelectric artistic so as to expand heat scattering at high force. This unpredictable joins both dynamic and latent cooling frameworks. The dynamic cooling framework is made out of a Peltier component, a sort K thermocouple, a programmable voltage flexibly, and a proportional integral derivative (PID) control loop system. This framework permits the guideline of $20 \pm 0.1^\circ\text{C}$ even with the Peltier component in contact with piezoelectric earthenware production. The uninvolved cooling framework is made out of a heat sink and a fan so as to cool the hot side of the Peltier component. The stream rate in the channel is controlled at the bay and both parallel outlets utilizing peristaltic siphons and silicon tubing. The diluted entire blood is infused in the delta with a stream pace of 1.5 ml/min while two peristaltic siphons force a yield stream pace of 0.5 ml/min to each side outlet. These stream rates have been resolved to expand the stream and limit the red blood cell defilement in the sidelong outlets.[18]

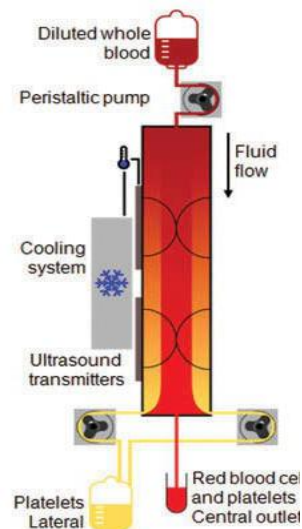


Fig. 6 shows the portrayal of the acoustophoretic blood fractionalization set-up

VIII. CONCLUSION

At the point when you envision things past your desires, new things emerge. this is the manner by which the development utilizing the sound makes an enchantment. Eyes and Ears are two in number whereas others a solitary in number. Do you know why? This is on the grounds that Eyes can see anything new and Ears can hear anything new. In this manner, Eyes and Ears are acumen organs. Sound is additionally grouped into two, they are music and commotion. music has normal occasional vibrations and commotion has sporadic intermittent vibrations. Likewise, the previous is charming to hear and the last is terrible to hear. Sound is fundamentally a wellspring of vitality. Also, its a weapon in otherworldly measurements, that is the reason all mantras and tantras while spelling gives you an outcome. they all use the sound as a medium.also, presently we are adjusting the sound to other types of innovation that are acoustics and acoustophoresis which is huge in the showing up everyday existence of humankind.

REFERENCES

- [1] "FloDesign Sonics", white house water summit march 22, in press.
- [2] Gorkov, L. P.; Soviet Physics- Doklady, 1962.
- [3] Nilsson, Andreas; Petersson, Filip; Jönsson, Henrik; Laurell, Thomas (2004). "Acoustic control of suspended particles in micro fluidic chips". Lab Chip. Royal Society of Chemistry (RSC).
- [4] Andrade, Marco A. B.; Pérez, Nicolás; Adamowski, Julio C. (2018-04-01). "Review of Progress in Acoustic Levitation". Brazilian Journal of Physics.
- [5] "Ultrasonic Levitation". 2006-11-04. Archived from the original on 2006-11-04.
- [6] Akira Hirose and Karl E. Lonngren, "Fundamentals of Wave Phenomena", 2nd Ed., (SciTech Publishing, 2010).
- [7] Hawkes, J. J.; Coakley, W. T. "Sens. Actuators", B: Chem. 2001.
- [8] Lilliehorn, T.; Simu, U.; Nilsson, M.; Almqvist, M.; Stepinski, T.; Laurell, T.; Nilsson, J.; Johansson, S. "Ultrasonics 2005".
- [9] Bazou, D.; Kuznetsova, A.; Coakley, W. T. "Ultrasound Med. Biol". 2005.
- [10] Johnson, D. A.; Feke, D. L. Sep. Technol. 1995.
- [11] "Analytical Chemistry", Vol.79, No.14, July 15, 2007.
- [12] B. Lipkens, J. Dionne, M. Costolo, and E. Rietman, "Frequency Sweeping and fluid flow effects on particle trajectories in ultrasonic standing waves." Acoustics 08, Paris, Jun. 29-Jul. 4, 2008.
- [13] B. Lipkens, M. Costolo, and E. Rietman, "The effect of frequency Sweeping and fluid flow on particle trajectories in ultrasonic standing waves", IEEE Sensors Journal, vol. 8, No. 6, pp. 667-677, 2008.
- [14] Andrade, M. A., Pérez, N. & Adamowski, J. C. Review of Progress in Acoustic Levitation. "Brazilian Journal of Physics". 48(2), 190–213 (2018).
- [15] Leong, T., Johansson, L., Juliano, P., McArthur, S. L. & Manasseh, R. Ultrasonic separation of particulate fluids in small and large scale systems: a review. Industrial & Engineering Chemistry Research. 52(47), 16555–16576 (2013).
- [16] Cappon, H. J. Numerical and experimental design of ultrasonic particle filters for water treatment. PhD Thesis. (Wageningen University, 2014).
- [17] Lindahl TL, Ramstrom S. 'Methods for evaluation of platelet function". Transfus Apher Sci 2009;41(2):121–125.