



e-ISSN: 2319-8753 | p-ISSN: 2320-6710

IJRSET

International Journal of Innovative Research in
SCIENCE | ENGINEERING | TECHNOLOGY

INTERNATIONAL JOURNAL OF INNOVATIVE RESEARCH

IN SCIENCE | ENGINEERING | TECHNOLOGY

Volume 10, Issue 7, July 2021

ISSN INTERNATIONAL
STANDARD
SERIAL
NUMBER
INDIA

Impact Factor: 7.569



Civil Engineering Software and Their Alternative

Aman Saini^[1], Bhupender Meena^[2], Manish Bairwa^[3], Javed Ul Islam^[4], Krishan Murari^[5]

B.Tech Student, Department of Civil Engineering, Vivekananda Institute of Technology, Jaipur, Rajasthan, India¹⁻³,

Assistant Professor, Department of Civil Engineering, Vivekananda Institute of Technology, Jaipur,

Rajasthan, India⁴⁻⁵,

ABSTRACT: There are many software available that is used in Civil Engineering. Because of innovative progression, the measure of programming serving Civil Engineering and configuration needs is expanding hugely. Here is a some of civil engineering software that is exorbitantly used by many civil engineers all around the world. With the advancement of the technology, software applications have been used to create two dimensional (2D) drawings as well as three dimensional (3D) models. They are called as Computer Aided Design (CAD) software. And also seeing their alternatives for these softwares. Some software we are going to discuss are AutoCAD, Revit Structure, STAAD Pro, FreeCAD, LibreCAD, ArCADiasoft, Revizto, RISA-3D, SkyCiv Structural 3D.

KEYWORDS : Computer Aided Design, 2D design, 3D modelling AutoCAD, STAAD Pro, Revit Structure, Alternative, FreeCAD, LibreCAD, ArCADiasoft, Revizto, RISA-3D, SkyCiv Structural 3D.

I. INTRODUCTION

Structural designing programming includes a scope of instruments to help structural architects all through both the plan and development measure. This product can help in each phase of the venture including drafting and archiving, planning, visualization and examination. Software plays an important role in every aspect. It tends to be characterized as the guidelines, which give usefulness of the program that requires playing out a particular sort of information preparing in an expert way to achieve an assignment. From the 1980s through 1990s, critical advancement happened by supplanting the board drawing with a recently evolved framework called CAD (Computer Aided Drafting). Computer aided design is the utilization of PC innovation for plan and its documentation. It aids the creation, change, examination or enhancement of a plan. Computer aided design programming replaces manual drafting with a mechanized interaction. Computer aided design or PC supported drafting and plan (CADD) can be characterized as the utilization of PC frameworks to aid the creation, adjustment, examination or streamlining of a plan. The utilization of CAD programming are quickly expanded because of a few reasons. Fundamentally it increments the usefulness of the originators, improves the nature of the plan and improves the correspondence through the documentation.

AutoCAD is the world's most mainstream PC helped drafting bundle for the PC. It's anything but a completely useful 2D and 3D CAD program. But there are number of Free & Open Source (FOS) and propriety CAD software. Each of them has different strong points enabling drafters and users to be more productive. The objectives of this study are introduced alternative CAD software tools for AutoCAD and discuss the features of each to relate to AutoCAD.

STAAD or (STAAD Pro) is an underlying investigation and plan programming application initially created by Research Engineers International in 1997. In late 2005, Research Engineers International was purchased by Bentley Systems.

Revit Structure is Autodesk's BIM programming answer for underlying designing organizations and primary specialists, that gives an element rich toolset assisting with driving effective plan measures in a BIM (Building Information Modeling) climate, or when working with other development disciplines utilizing Autodesk CAD programming like Autodesk® Revit® Architecture and Autodesk® Revit® MEP.



II. METHODOLOGY

AutoCad

AutoCAD can be characterized as the use of PC structures to help the creation, modification, smoothing out of an arrangement. In this, we can make both 2D and 3D drawings utilized in development and assembling. It was created by John Walker in 1982 with the assistance of AUTODESK and kept up it effectively. It is most generally utilized for making and changing 2D and 3D plans for proficient drafting with detail estimation data about the theoretical plan and format of the item, likewise accessible in 14 unique dialects regarding area. Clients can alter the CAD programming with accessible extra applications according to project prerequisites. Client specific instrument setting should be possible to view and plan item in wireframe and surface demonstrating. Generally liked in the enterprises of mechanical, telecom, common, compositional designing. It remains on request to understudies and businesses in light of its prerequisites. AutoCAD represents Computer-Aided Design. This product utilized for planning and drafting. It's anything but a client to conceptualize thoughts, item plans and drawings to the necessary degree of specialized precision, perform quick plan computations and reenactments in the field of assembling ventures. AutoCAD represents Computer-Aided Design. This product utilized for planning and drafting. It's anything but a client to conceptualize thoughts, item plans and drawings to the necessary degree of specialized precision, perform quick plan computations and reenactments in the field of assembling ventures.

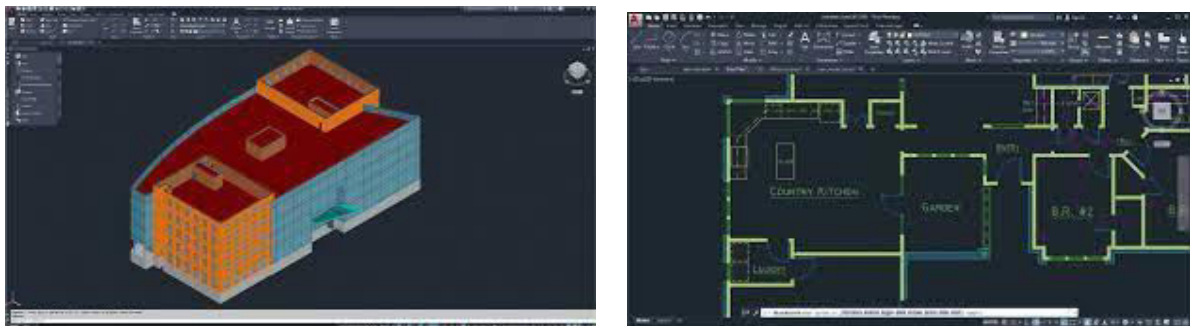


Figure 1 : AutoCad Interface

Revit Structure

Autodesk Revit is a structure data demonstrating programming for planners, scene draftsmen, primary architects, mechanical, electrical, and plumbing (MEP) specialists, creators and workers for hire. The main writing computer programs was made by Charles River Software, set up in 1997, renamed Revit Technology Corporation in 2000, and acquired by means of Autodesk in 2002. The item allows customers to design a construction and plan and its fragments in 3D, explain the model with 2D drafting parts, and access building information from the construction model's data set. Revit is 4D construction information showing capable with gadgets to plan and track various stages in the design's lifecycle, from thought to improvement and later help and moreover obliteration. The Revit workplace permits clients to control entire structures or gatherings (in the undertaking climate) or individual 3D shapes (in the family supervisor climate). Displaying apparatuses can be utilized with pre-made strong articles or imported mathematical models. Notwithstanding, Revit isn't a NURBS modeler and furthermore does not have the capacity to control an article's individual polygons besides on some particular item types like rooftops, chunks, and landscape or in the massing climate.



Revit includes categories of objects ('families' in Revit terminology).

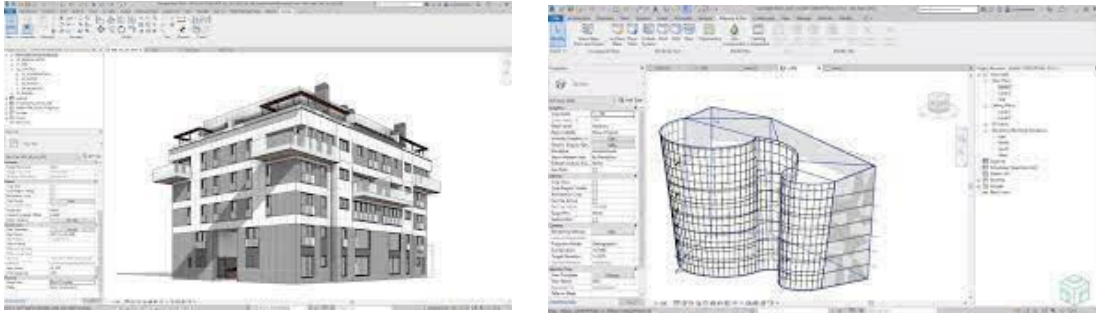


Figure 2 : Revit Structure

Staad Pro

STAAD or (STAAD.Pro) is an underlying investigation and plan programming application initially created by Research Engineers International in 1997. In late 2005, Research Engineers International was purchased by Bentley Systems. STAAD.Pro is one of the most widely used structural analysis and design software products worldwide. It supports over 90 international steel, concrete, timber & aluminium design codes. It can utilize different types of examination from the customary static investigation to later examination techniques like p-delta investigation, mathematical non-direct examination, Pushover investigation (Static-Non Linear Analysis) or a clasping examination. It can likewise utilize different types of dynamic examination techniques from time history investigation to reaction range examination. The reaction range investigation highlight is upheld for both client characterized spectra just as various global code determined spectra.

Also, STAAD Pro is interoperable with applications, for example, RAM Connection, Auto PIPE, SACS and a lot seriously designing plan and examination applications to additionally improve joint effort between the various controls associated with a venture. STAAD can be utilized for investigation and plan of a wide range of primary undertakings from plants, structures, and extensions to towers, burrows, metro stations, water/wastewater treatment plants and that's just the beginning.

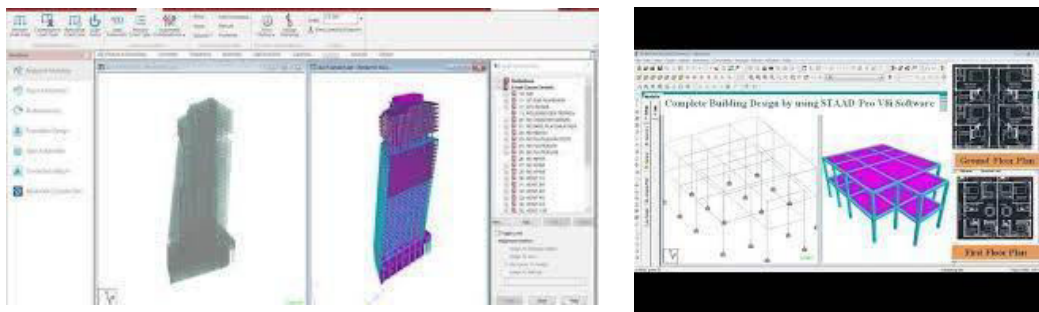


Figure 3 : Staad Pro



Alternative For CAD

1. FreeCAD

FreeCAD is a 3D CAD software. It's anything but an Open Source (LGPL License) software. FreeCAD is pointed straightforwardly at mechanical designing and item plan yet additionally fits in a more extensive scope of employments around designing, like engineering or other designing fortes. Similarly as with numerous advanced 3D CAD modelers it has numerous 2D parts to portray 2D shapes or concentrate configuration subtleties from the 3D model to make 2D creation drawings, however direct 2D drawing isn't the center [6]. This has open-source libraries. Among them are OpenCascade, an incredible CAD piece, Coin3D, a manifestation of Open Inventor, Qt, the world-renowned UI system, and Python .

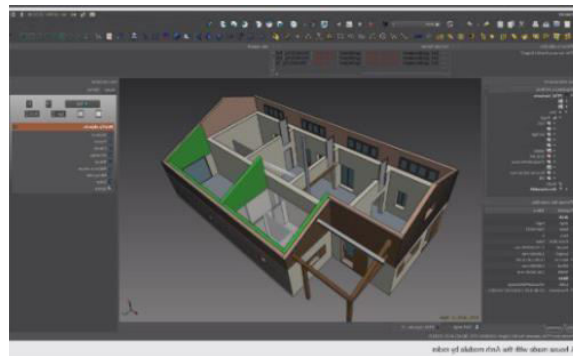


Figure 4: FreeCAD

2. Libre CAD

Libre CAD is a free Open Source 2D CAD drawing apparatus. It was created as a division of Q Cad Community Edition. The GUI of LibreCAD depends on Qt4 libraries. The majority of the interface and handle ideas are comparable to AutoCAD .

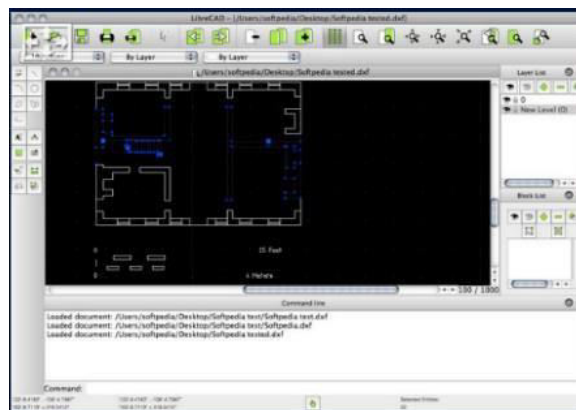


Figure 5: LibreCAD



Alternative for Revit Structure

a. Revizto

Revizto brings together BIM knowledge and makes it quickly open and significant for the whole venture group. With Revizto's high level Issue Tracker predefined work processes project colleagues can recognize and oversee model-based issues in the 3D space and 2D sheets, including tending to conflict gatherings. Revizto gives bound together admittance to an undertaking's information both for 2D and 3D work processes, so anybody can utilize it relying upon project prerequisites.




Figure 6: Revizto

b. ArCADiasoft

Aiming for modelers and all who shape and make building shapes. ArCADia-ARCHITECTURE contains specialized building capacities and alternatives to quicken the creation of documentation, counting: programmed cross-sections, programmed dimensioning or records creation. Much appreciated to the BIM innovation utilized, the originator making the structural plan naturally gets a advanced demonstrate of the building. Since to that, the plan handle can be controlled on the intuitively 3D see at all times. This module grows the capabilities of the Shangri-la BIM program with progressed capacities, which implies that portion of the building modelling alternatives are accessible within the Shangri-la BIM program.

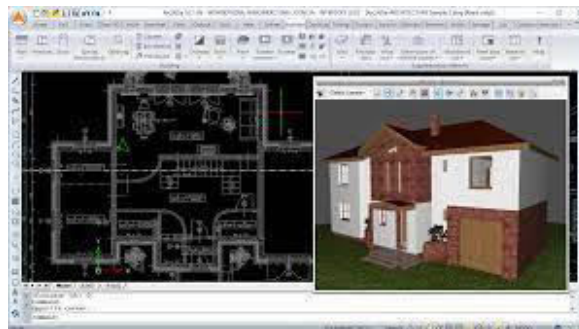


Figure 7: ArCADia-ARCHITECTURE



Alternative For Staad Pro

a. RISA-3D

RISA-3D's investigation and configuration highlights permit you to quickly configuration designs of numerous kinds utilizing a wide scope of materials. Plan structures, spans, tanks, ducts and everything in the middle.




Figure 8: RISA-3D

b. SkyCiv Structural 3D

SkyCiv Structural 3D could be a capable basic investigation and plan program on the cloud. Nothing to install or download and users can subscribe on a month-to-month basis so there's no life long commitment. It's also free to get started.

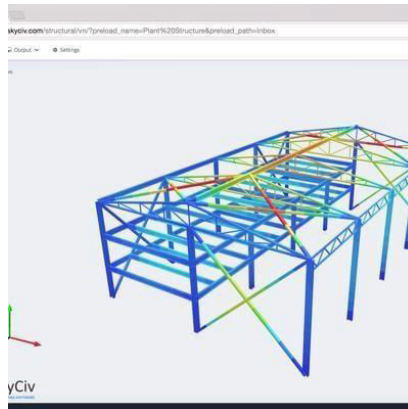


Figure 9 : SkyCiv Structural 3D



III. CONCLUSION

Software is an extremely powerful tool and can be used to create 2D and 3D designs as well as to check the stability of the structure in order to serve the intended purpose of any project. This study focused on alternatives of CAD, Revit and Staad Pro software. Some software were selected for this study.

REFERENCES

1. "3D Structural Analysis and Design Software - STAAD.Pro". Bentley.com. Retrieved 2016-07-27.
2. "Discussion Group Post bentley.announcements:448". Archived from the original on 2012-07-10.
3. Michael Graves (September 1, 2012). "Architecture and the Lost Art of Drawing". The New York Times. AutoCAD and Revit .. via interconnected databases.
4. Crotty, Ray (2012). The Impact of Building Information Modelling: Transforming Construction. London: SPON/Routledge. p. 72. ISBN 9781136860560.
5. Autodesk to Acquire Revit Technology Corporation, 2002 Autodesk Press Release
6. Bergin, Michael S. "A Brief History of BIM". Archived from the original on March 2, 2014. Retrieved December 15, 2012.
7. "What does full bi-directional associativity mean".
8. "Patent: Graphical object generation and regeneration". Archived from the original on February 18, 2013. Retrieved December 15, 2012.
9. "The History of Revit - The Future of Design". Retrieved December 15, 2012.
10. "Patent: Software usage/procurement management". Archived from the original on July 13, 2017. Retrieved December 15, 2012.
11. Alec Appelbaum (February 11, 2009). "Frank Gehry's software keeps buildings on budget". The New York Times. Revit Architecture, the industry standard from Autodesk, is ..
12. "Autodesk, Inc". FundingUniverse. Lendio. 2012. Retrieved 29 March 2012.
13. "Chapter 8 : Autodesk and AutoCAD" (PDF). Cadhistory.net. Retrieved 2016-03-30.
14. <https://alternativeto.net/software/skyciv-structural-3d/about/>
15. "Chapter 2 : A Brief Overview of the History of CAD" (PDF). Cadhistory.net. Retrieved 2016-03-30.
16. "AutoCAD 2020 Language Packs | AutoCAD | Autodesk Knowledge Network". knowledge.autodesk.com. Retrieved 2020-03-26.
17. ^ "AutoCAD Exchange Apps". Autodesk. Retrieved 11 August 2013.
18. Librecad, About Librecad. Retrieved <http://librecad.org/cms/home.html>, December, 2014.
19. FreeCAD, About FreeCAD. Retrieved <http://www.freecadweb.org/>, December, 2014.



**Impact Factor:
7.569**



INTERNATIONAL JOURNAL OF INNOVATIVE RESEARCH

IN SCIENCE | ENGINEERING | TECHNOLOGY

 9940 572 462  6381 907 438  ijirset@gmail.com



www.ijirset.com

Scan to save the contact details