



e-ISSN: 2319-8753 | p-ISSN: 2347-6710

IJIRSET

International Journal of Innovative Research in
SCIENCE | ENGINEERING | TECHNOLOGY



INTERNATIONAL JOURNAL OF INNOVATIVE RESEARCH

IN SCIENCE | ENGINEERING | TECHNOLOGY

Volume 10, Issue 7, July 2021

ISSN INTERNATIONAL
STANDARD
SERIAL
NUMBER
INDIA

Impact Factor: 7.569



9940 572 462



6381 907 438



ijirset@gmail.com



www.ijirset.com



Prediction of Stockmarket Analysis

Mr. Faiz Ahmed Khan, Mr. Aniket N. Method, Mr. Ankit G. Pote, Mr. Aditya S. Dhole, Mr. Roshan S. Mawale, Prof. P. V. Kale,

B.E Student, Department of Computer science Engineering, P. R. Pote College of Engineering and Management,
Amravati, Maharashtra, India.

Assistant Professor, Department of Computer science Engineering, P. R. Pote College of Engineering and
Management, Amravati, Maharashtra, India

Abstract: The main objective of this project is to develop a exchange market prediction that predicts the stock and market behavior. In this, we study the way to use the information for predicting the stock price and their behavior and direction of market. The exchange prediction has always caught the eye of the many analysts and researchers. Most theories suggest that exchange markets are essentially a debating process and it's a fool's game to do and predict them. Predicting stock prices may be a challenging problem in itself thanks to the quantity of variables that are involved. within the short term, the market behaves sort of a mechanical device but within the long run, it acts sort of a weighing balance, and hence there's scope for predicting the market movements for a extended timeframe. The application of machine learning techniques and the other algorithms for stock price analysis and its forecasting is a part that shows great promise. during this paper, we first provide a concise review of exchange markets and taxonomy of stock market prediction methods. We then target a number of the research achievements available analysis and prediction. We will discuss the technical, fundamental, short- and long-term approaches used for stock analysis. The report focuses on the entire idea of technology and the way it came into existence within the first place. The technology is briefly introduced with its definition to explanation about its central idea together with its architecture, working, and implementation and also concentrate on the previous ideas and what are the matter is present in it and what are the new things we try and add it after this we improve the performance and accuracy of the software.

I. INTRODUCTION

A exchange market is an open marketplace for the exchanging of organization stock at a concurred cost. It involves the trading between two investors so it's also called a Secondary Market. one among the important components of a exchange market is that the exchange market. A stock market is a company that gives trading facilities for traders and stockbrokers to trade stocks.

Initially, the first market is employed for offering stocks and shares to investors, then the secondary market is employed for subsequent trading. Here, the exchange or broker acts as an intermediate between two parties. The stock market has multiple roles within the economy i.e., raising capital for business, share, investment opportunities for tiny investors, etc. Shares and stocks are the fundamentals of a stock exchange.

A share or stock could be a document issued by the organization which qualifies its holder for being one among the proprietors of the organization. On the opposite hand, a stock may be a collection of shares. ordinary shares and stock are the 2 categories of stock. common shares represents the possession of a company and might claim for profits, shareholders of this sort have voting rights to elect the board members. stock also represents the ownership of an organization but they don't have any voting rights. The exchange prediction has been one in every of the challenges for researchers and financial investors stock trading is one in every of the issues facing by financial analysts as

they're unaware of exchange behavior and that they don't know which stocks to get and offer so as so on acquire benefits. If the longer term behavior of stock prices is anticipated, they will act instantly so as to achieve profits. Therefore, the target of this study is to predict the longer term exchange market prices

compared to the present methodologies like regression or continuous learning and by modifying them with the present methodologies efficiently by analyzing the recent trends of varied researchers. there's much software is introduced within the market and this software is trying to predict the exchange prices. There are many methods is present that's Predicting Stock Price using Mathematically, Predicting Stock Price movement statistically with the assistance of historical data name is yahoo finance, Stock Price Prediction, and Forecasting Using Stacked LSTM- Deep Learning then on. After much software is already introduced within the industry but all the software contains the identical thing to predict the stocks the market but in over software, we specialize in predicting the stocks additionally as other things like show related news and present data in some structured form with the assistance of chart, chart then on.

II. METHODOLOGY

Stock market analysis of stocks using data mining will be useful for new investors to invest in the stock market based on the various component considered by the software. The stock market has some daily activities like Sensex calculation, exchange of shares. The exchange provides an efficient and transparent market for buying and selling in equity, debt command and derivatives. Our software will be analyzing Sensex based on the company's stock value. The stock values of the company depend on some of the following factors:

1>Dollar value: The fluctuations in the dollar value day by day will be playing a crucial part in the stock values of companies (basically I.T-based companies) The impact of dollar values will be different for different companies.

2>Corporate results: This will be regarding the profits or progress of the company over a span of time say 3 months.

3>Inflation: The overall rise in the price of all the products affects purchasing power.

The stock value also depends on some other factors as well, but we are taking only these particular factors into consideration. To develop this project, we use the language C# framework asp.net and Apriori Algorithm the apriori algorithm is an influential algorithm for mining frequent itemsets for Boolean association rules. Apriori algorithm uses "bottom-up" approach, where the frequent subsets are extended one item at a time for this we also need the database so we use an SQL server, and in the database, data is already present and this data is used for the prediction purpose.

III. MODULES

This system can prove very useful in the market and company and investors. Because it offers the flexibility for interaction between user and company share.

The system contains four modules namely called as.

1. Registration
2. Historical data
Graphical chart
3. View news
4. Company search
View details
5. Logout

Registration:

To deal with the share market prediction registration of the new user is necessary after registration of the user his user's name & password is saved in the database so that after log in 2nd time he can directly use the username and password. The registration sub-field is.

1)Name: Here user has to write his valid name. The name has certain limitation like

- It doesn't start with any number value.
- User has to write his first name and then the last name.



2)Email: Here user has to write his current working email by using email he can check the notification of stock price predictions.

3)Mobile No: The user can add his mobile number in this field, mobile no. Should have 10 digits.

4)Address: Address field contains the address of the user so the user can write his address if necessary.

5)Create a username: Here user can give his username it is up to the user that he can give a username with his own choice it will help him to log in.

6)Create a password: Here user can upload his image so that only the particular user can access that account no other person can check the details of another person.

7)Image: Here user can upload his image or pictures according to his choice. After successfully registered user account will be created by using a username and Password, he can access it.

Historical data:

As the name suggests historical data will show the history of data and this history of data is further divided into day wise, month wise, & year wise three options will show the history of data

- Day-wise: In this option, the data will show previous one-day data. It will show the market up and down in the stock.
- Month wise: It will show the information related to the stock in between in the month user can write the exact date for viewing the information related to the stock.
- Year wise: In the year wise option user can view the information data should in DD/MM/YYYY format.

View news:

This news module help user to view the news related to market or news related to the company. Only the admin can change update and delete the news admin is responsible for the update and delete the news. Users can only view the news. Admin can Show the image related to the news. News will be in the format of a headline after clicking on the headline user can view the detailed news.

Company searches:

This one is another module to search about any company user can view the company detail by just clicking on it. To find info related to any company user just have to write his company name in the search box field after writing the name in the search box user can overview the information related to the company and with the help of the module, we try to show the future condition of the stock and this operation is done with the help of option chain data and we use the call and put value for predicting in future share become rise or fall.

Logout:

In this log-out, the module user will log out from the system and he can access the information after re-login in that system.

IV. EXPERIMENTAL STUDY

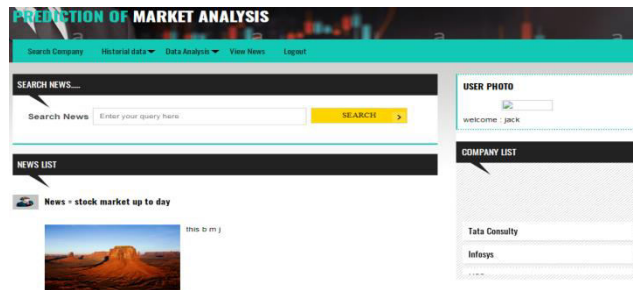


Figure 1:news Page

In this we do prediction but we also show the news and this is the extra module is not present in other software. In this admin is already add the stock related pieces of news for this the user, not visit other sites they easily find the information.

V. MODELING AND ANALYSIS

Project Life Cycle

The Waterfall Model is a linear sequential flow model of development. In this, the direction of process is in downward like a waterfall through the phases of software implementation. This means that any phase in the development process depends on previous phase i.e., current phase begins only if the previous phase is complete. This approach is one direction. This is the initial approach commonly used for software development.

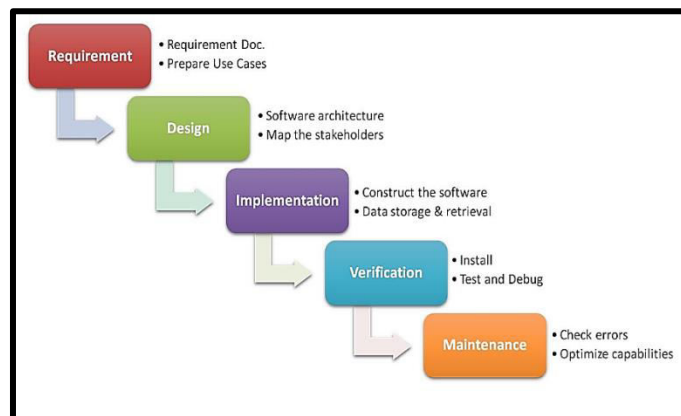


Figure 2:Waterfall Model

➤ Overall Database

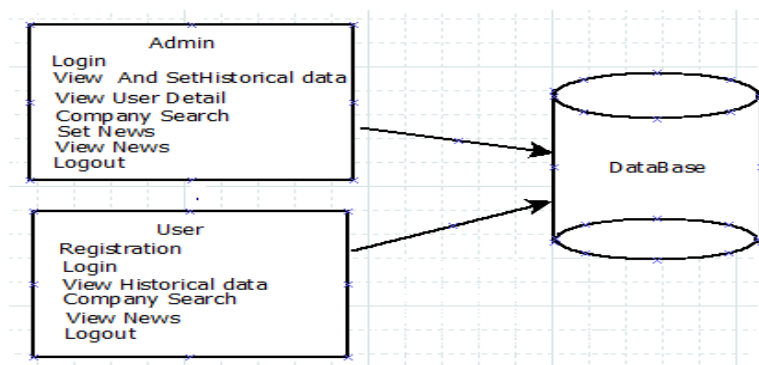


Figure 3:Overall Database

➤ **Project Implementation**

❖ **Hardware Requirements:**

- i3 Processor or higher Based system.
- Memory: 1 GB RAM.
- Hard Drive: 50 GB.
- Internet Connection

❖ **Software Requirements:**

- Windows 7 or higher.
- Visual Studio.
- SQL Server.
- Browser – Google Chrome.

VI. RESULTS AND DISCUSSION

➤ **Project Snapshots**

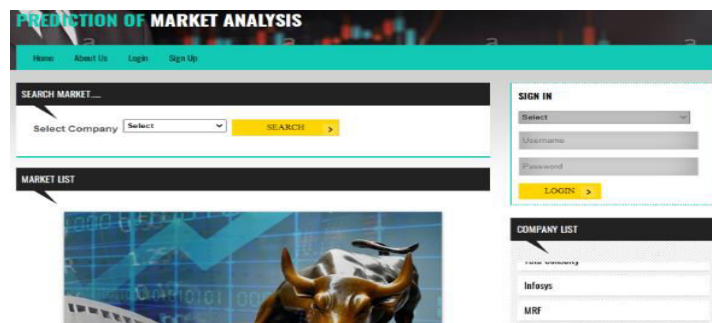


Figure 4:Homepage

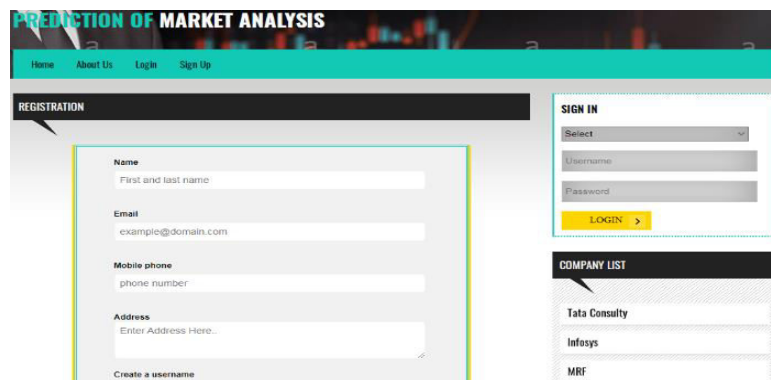


Figure 4: Registration



➤ **Features**

- **Easy Accessibility:** Records and other information can be easily accessed and stored here.
- **User Friendly:** The Website will be giving a very user-friendly approach for all users.
- **Efficient and reliable:** Maintaining all secured database on the server which will be accessible according the user requirement without any maintenance cost will be a very efficient.

VII. CONCLUSION

This was our project of the final year named “Stock Market Prediction”. No human or computer can perfectly predict the condition of the stock market. Stock investments have been of interest to many investors around the world. However, making a decision is a difficult and complex task as numerous factors are involved. For successful investment, investors are keen to forecast the future situation of the stock market. Even small improvements of predictive efficiency can be very profitable. A good prediction system will help investors make investments more accurate and more profitable by providing supportive information such as the future direction of stock prices. It has led to the conclusion that Under Normal Conditions it is possible to predict the stock market with more accuracy and efficiency. In addition to historical prices, other related information could also affect the stock prices such as politics, economic growth, financial news, and the mood from social media. Many studies have proven that the sentiment (mood) analysis has a high impact on future prices. System gave a lot of satisfaction to all of us. Though every task is never said to be perfect in this development field even more improvement is possible in this application. We hope this will prove fruitful to us.

Our project stock market prediction was developed by all five of us. We, a team of five persons took a step-by-step approach in order to reach our goal. We applied the knowledge we gained during our academic period at our college and developed this project “**STOCK MARKET PREDICTION**”.

REFERENCES

- [1]. Reyna, Ana, et al. "On stock and its integration with market. Challenges Future Generation Computer Systems (2018). DOI: <https://doi.org/10.1016/j.future.2018.05.046>.
- [2]. Zheng, Zibin, et al. "Blockchain challenges and future opportunities: A survey." The international Journal of Web and Grid Services 14.4 (2018): 352-375. DOI: <https://doi.org/10.1504/IJWGS.2018.095647>
- [3]. Haber, Stuart, and W. Scott Stornetta. "How to time-stamp a digital document." Conference on Volume 5, Issue 1, January-February-2019 | <http://ijsrcseit.com> Tanweer Alam Int J Sci Res CSE & IT. January-February-2019 ; 5(1) : 151-157 the Theory and Application of Cryptography. Springer, Berlin, Heidelberg, 1990.
- [4]. Microsoft Developer Network (MSDN): <http://msdn2.microsoft.com/en-us/default.aspx>: This is one of the valuable online resource, and is a must for any of the developer using Microsoft tools. [5] <http://www.asp.net/>: This is the official Microsoft ASP.NET web site. It has a lot of: tutorials, training videos, and sample projects. Haber, Stuart, and W. Scott Stornetta. "How to time-stamp a digital document." Conference on Volume 5, Issue 1, January-February-2019 | <http://ijsrcseit.com>



**Impact Factor:
7.569**



INTERNATIONAL JOURNAL OF INNOVATIVE RESEARCH

IN SCIENCE | ENGINEERING | TECHNOLOGY

 **9940 572 462**  **6381 907 438**  **ijirset@gmail.com**



www.ijirset.com

Scan to save the contact details