



IJIRSET

International Journal of Innovative Research in
SCIENCE | ENGINEERING | TECHNOLOGY

e-ISSN: 2319-8753 | p-ISSN: 2320-6710



INTERNATIONAL JOURNAL OF INNOVATIVE RESEARCH

IN SCIENCE | ENGINEERING | TECHNOLOGY

Volume 10, Issue 7, July 2021

ISSN INTERNATIONAL
STANDARD
SERIAL
NUMBER
INDIA

Impact Factor: 7.569



9940 572 462



6381 907 438



ijirset@gmail.com



www.ijirset.com

SMS Spam Message Detection

Ankit Chandola¹, Nikhil Garg², Himanshi Agarwal³, Shrikant Varshney⁴

Student, Department of Information Technology, ADGITM Engineering College, Kashmiri Gate, Delhi, India¹

ABSTRACT: The popularity of short message service (SMS) has been growing over the last decade. For businesses, these text messages are more effective than even emails. This is because while 98% of mobile users read their SMS by the end of the day, about 80% of the emails remain unopened. The popularity of SMS has also given rise to SMS Spam, which refers to any irrelevant text messages delivered using mobile networks. They are severely annoying to users. Spam messages can lead to loss of private data as well. Spam SMSes are unsolicited messages to users, which are disturbing and sometimes harmful. In this paper, we used a public SMS Spam dataset, which is not purely clean dataset. The data consists of two different columns (features), such as context, and class. The column context is referring to SMS. The column class may take a value that can be either spam or ham corresponding to related SMS context. Before applying any supervised learning methods, we applied a bunch of data cleansing operations to get rid of messy and dirty data since it has broken and messy context. To fix the problem of data leakage we applied pipeline class to each classifier and used hyperparameter tuning from GridSearchCV to increase the efficiency of the model.

KEYWORDS: Spam detection, Pipeline class, GridSearchCV, Word2Vec, LSTM, Data leakage.

I. INTRODUCTION

Short Messaging Service (SMS) is a Gsm service that allows users to send messages to each other. Mobile spam or email spam as a problem has existed in the east since the year 2001. These messages are used to advertise products, software, etc. [1] Many countries have taken legal measures to stop mobile spam but they haven't been able to completely stop it. The opposite of spam is called ham which means messages that are not spam and are real messages with real meaning to them.

In this day of age, everyone owns a smartphone and the availability of computers and portable laptops is increasing and Since the cost reduction of Short messaging services (SMS), these spam messages have increased exponentially over the years. It was studied that spam was most commonly present in emails than compared to mobile SMS as sending spam SMS to mobile is a lot more costly compared to sending one in email, [2] But mobile phones being easy to use have made phishers consider SMS messages as a better method, phishers can buy multiple devices for more profit then phishers send malicious URL through SMS which redirects the user to address which in turn steal their sensitive information. [3] Spam messages can come from any part of the globe with China being number 1 in sending the most spam and Vietnam as a close second. [4] The continuous spreading of this kind of problem and less effective security measures has inspired many researchers around the world in the development of a set of techniques to help prevent it efficiently. The main motive is to handle security issues more effectively in terms of protection of privacy, solidarity, and accessibility. Many users are still unaware of protection mechanisms, thereby, making their mobiles prone to cyber-attacks. India has set up an NCPR registry, which has to some extent reduced spam calls but does not filter spam SMS. Therefore we have come up with a better classification of SMS spam in our study to tackle this problem.

The rest of the paper is as follows:

Section 2 -> Consists of related work in the field of SMS spam detection and brief information about existing machine learning models for SMS spam detection

Section 3 -> It is concerned with the methodology used in this study such as extracting data from the dataset, cleaning the dataset, and training it with different algorithms

Section 4 -> It displays the result of the methodology used above.

II. RELATED WORK

Classification has been the most famous method for spam filtering. [4]. There are Various datasets available to test email spam detection algorithms, but the datasets to train and test the techniques for SMS spam detection are still limited and very small. Moreover, unlike emails, the length of text messages is short, that is, less statistically differentiable information, due to which the availability of several features required to detect spam SMS is less. Text messages are highly influenced by the presence of informal languages due to which email spam filtering methods fail in the case of SMS

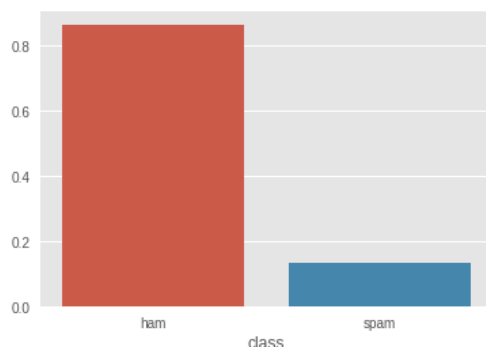
NilamNurAmirSjarif et al [5] . For instance, build a spam detection model from the UCI machine learning repository and applied TF-IDF over several supervised learning algorithms. Sethi et al [6] compared different machine learning algorithms to filter and detect SMS spam messages using the raw text messages, length of the messages, and the information gain matrix. The algorithms used in the experiment were Naïve Bayes, Random Forest, and Logistic Regression. While Mehul Gupta et al [4] Did a comparative study of spam SMS detection using machine learning classifiers and using Cumulative Accuracy Profile (CAP) Curve which is a much more robust and better method to compare and assist machine learning classifiers. O. O. Abayomi-Alli et al [7] did a critical analysis on existing SMS spam machine learning detection models they researched on content, non-content, collaborative, and adaptive based filters and summarising the problems with these filters.

SaeidSheikhi et al [8] Made An Effective Model for SMS Spam Detection Using Content-based Features and Averaged Neural Network and getting the best results with their neural network model up to 0.988% accuracy and 0.9929% F-measure rate respectively. Sakshi Agarwal et al [9] did spam detection on Indian messages they analyzed different machine learning classifiers on a large corpus of SMS messages for Indian people. They applied various features on different classifiers and plotted the results with the Support vector machine having the highest accuracy out of all the other classifiers used. Sarab M. Hameed1 and Zuhair Hussein Ali [10] used a new approach in which they did SMS spam detection on fuzzy rules and binary particle swarm optimization This is the first research taking advantage of the fuzzy rule to detect spam, binary swarm was used to pick up most relevant fuzzy rules. Saif Ali [11] made an interesting spam identification method using Cuckoo filters and his proposed method did not require a training set that is used to calculate the thresholds of the counted Bloomfilters bins and had fewer false positives compared to other methods he studied.

III. METHODOLOGY

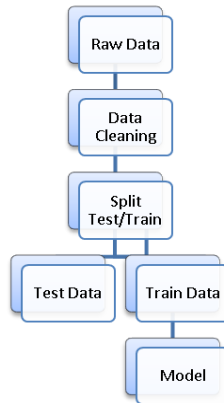
- Dataset Description:

[12] A collection of 425 SMS spam messages was extracted from the Grumbletext Web site. This is a UK forum during which mobile users make claims about SMS spam messages, most of them without reporting the very spam message received. The identification of the text of spam messages in the claims is a very hard and time-consuming task, and it involved carefully scanning hundreds of web pages over the internet. A subset of 3,375 Mobile SMS randomly chosen messages of the NUS SMS Corpus (NSC), which is a dataset of approximately 10,000 legitimate messages collected for research at the Department of computing at the National University of Singapore. The messages mostly originate from Singaporeans and from students who attending the University. This dataset is not purely clean. This dataset consist of two different columns one column contains the message and another column contains the class that the message is spam or ham



- Data Preprocessing:

Different preprocessing approaches have been used in this project. Following is the list of them:



PART 1 Classifying SMS using supervised learning methods

- In this part, we used the pipeline approaching to apply a bunch of different operations respectively on the data. The class of SMSClassification has 3 different pipelines corresponding to different ML algorithms, such as;
 - Naive Bayes (NB),
 - SVM,
 - Random Forest Tree (RFT).



- Using spacy:

We create tokens and lemmas of the dataset using Spacy library. Spacy is an open-source library that is developed in python and cython for use in advanced natural language processing. The spacy library provides the best way to do something than the NLTK.

- Bag of Words:

As the dataset is messy and Machine learning algorithms prefer clean and well-defined input and outputs. The machine learning algorithm cannot work with raw data directly, the text should be converted into numbers. Specifically, Vectors of numbers. Bag of words is the representation of an occurrence of a word in the documents.

- Term Frequency Inverse Document Frequency:

TF-IDF (Term Frequency Inverse Document Frequency) is the technique to compute the weight of each word which signifies the importance of the word in the document.

$$\mathbf{tf}(t, d) = \frac{f_d(t)}{\max_{w \in d} f_d(w)}$$

$$\mathbf{idf}(t, D) = \ln \left(\frac{|D|}{|\{d \in D : t \in d\}|} \right)$$

$$\mathbf{tfidf}(t, d, D) = \mathbf{tf}(t, d) \cdot \mathbf{idf}(t, D)$$

$$\mathbf{tfidf}'(t, d, D) = \frac{\mathbf{idf}(t, D)}{|D|} + \mathbf{tfidf}(t, d, D)$$

$f_d(t)$:= frequency of term t in document d

D := corpus of documents

- Singular Value Decomposition:

SVD (Singular Value Decomposition) is the technique to reduce the dimension of the data. It is one of the most useful algorithm for dimension reduction.

$$A = S\Sigma U^T$$

where, $S \rightarrow$ Eigen Vectors of $A^T A$

$\Sigma \rightarrow$ Diagonal Matrix of singular values $A^T A$

$U^T \rightarrow$ Eigen Vectors of AA^T

- Pipelining :

A machine learning pipeline is a way to automating the ML workflow by enabling data to be translated and correlated into the model and achieve required outputs.

- Splitting Dataset:

The dataset was split into two parts – One is train dataset which used to train the dataset and the test dataset which is used to find the accuracy of the model.

- Classifiers:

Followings are the classifier which is used in this experiment:

1. Naïve Bayes:

Naïve Bayes is the classification algorithm based on the Bayes theorem. Bayes theorem finds the probability of the occurring an event when the probability of another event is already given.

2. Random Forest:

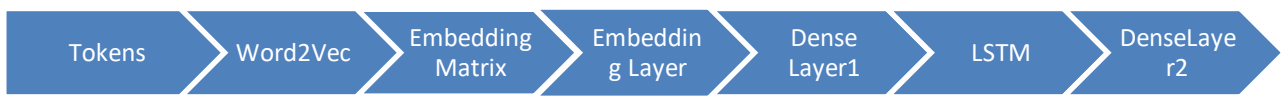
Random Forest Classifier based on an ensemble of a large number of the individual decision tree. Each decision tree in random forest gives its prediction and the result got from the majority of classes will be the final output of that parameters.

3. SVM (Support Vector Machine):

SVM is the supervised learning model, and one of the most robust prediction method. In SVM

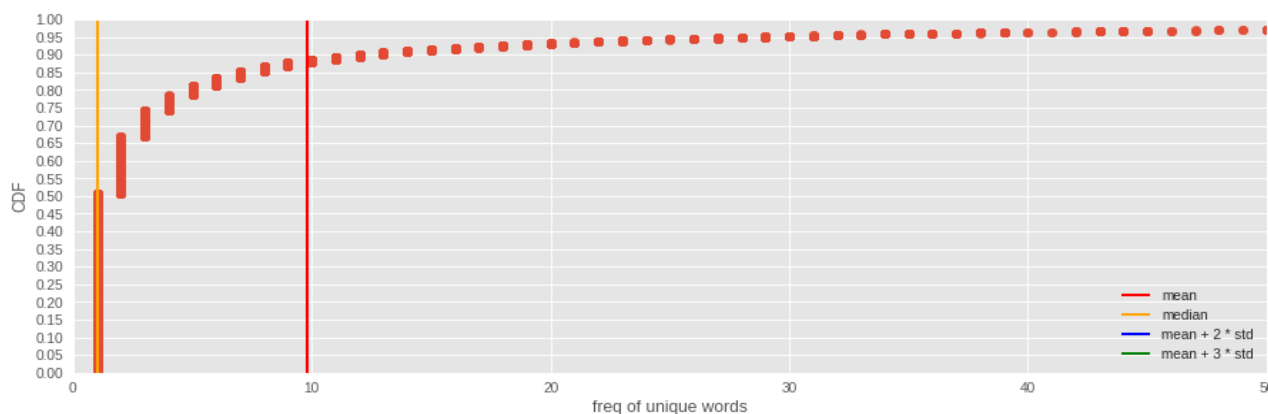
Two classes are separated by a boundary known as a hyperplane. The SVM algorithm aims to find the best decision boundary (Hyperplane) that can segregate n-dimensional space into classes so that we can easily put the new data point in the classes.

Part 2: Classifying SMS by using Deep Learning with RNN (LSTM)



- In this part, we applied deep learning.
- During this experiment,
 - To build an ML model based on Deep Learning, we used Keras API and its backend is Tensorflow.
 - To apply the NLP technique, we used Spacy libs rather than NLTK, again.
 - To create word2vec model and embedding vector before applying deep learning, we used Gensim libs instead of using TF-IDF. We could use Google's, GloVe's, Spacy's pre-trained vectors. However, we built our word2vec model since we have domain-specific data based on SMS.

- We built a deep learning network by using the layers, respectively. We connected each other layer as you see in the graph, below.
 - Embedding Layer
 - Dense Layer
 - LSTM for RNN Layer
 - Dense Layer



- After we split the message into tokens by using Keras' tokenizer, we plotted the CDF graph for the frequency of unique words.
- According to that graph,
 - the unique words appear less than 50 times in 95% of the corpus.
 - the unique words that appear less than 1 time in 50% of the corpus.
 - the unique words that appear less than 4 times in 75% of the corpus.

• Hyperparameter Tuning:

Hyperparameter Tuning is a technique for choosing a set of optimal parameters for a model from the different sets of the parameter. In this project, we used the GridSearchCV to find the best parameters for our model. So that we can accurately predict the classes.

• Measuring Matrix:

We used the confusion matrix to find the best classifier for this project. It describes the performance of a model in tabular form.

	PREDICTED: NO	PREDICTED: YES
ACTUAL: NO	TN	FP
ACTUAL: YES	FN	TP

The followings are the terms described in the confusion matrix:

True Negative: When it's actually no, how often does the model predict no?

False Negative: When it's actually Yes, how often does the model predict no?

False Positive: When it's actually no, how often does the model predict yes?

True Positive: When it's actually yes, how often does the model predict yes?

IV. EXPERIMENTAL RESULTS

This section includes the outcomes of the result and describes the performance of each of the classifiers by plotting the table and getting their accuracy, precision, recall, etc. Moreover achieved results were compared to other techniques.

Algorithm	Accuracy	Precision for spam	Precision for ham	Recall for spam	Recall for ham
TF-IDF+ Naïve Bayes	96.164	1.00	0.96	0.76	1.00
TF-IDF+ Support Vector Machine (SVM)	97.106	0.91	0.98	0.87	0.99
TF-IDF + Random Forest	99.125	1.00	0.99	0.94	1.00
Word2vec+ LSTM	99.349	0.98	1.00	0.97	1.00

Precision and recall both need to be high to cover two different cases. According to our expectations, the deep learning approach is giving better results in terms of precision and recall metrics.

It has the highest accuracy than the other classification algorithms we applied before since word2vec cares about semantics more and TF-IDF fails to cover that requirement well.

It is notable that out of all the classifiers which used TF-IDF, random forest + TF-IDF had the highest accuracy precision as well as recall while the other two algorithms had lower accuracy as well as precision and recall.

It could be due to the SVM not handling an imbalanced dataset nonetheless SVM+TF-IDF had 97% accuracy.

V. CONCLUSION

The purpose of our research is to develop a model based on the SMS classification in which we identify the SMS into two classes that is ham or spam. We used different text processing techniques like bag of words, TF-IDF, SVD, etc. The result of our paper demonstrates that this approach works pretty well and shows the performance of the different models and the comparison between different models.

REFERENCES

- [1] Guillermo CajigasBringas, Jose Maria Gomez Hidalgo, Enrique PuertasSanz, FranciscoCarrero García. "Content-based SMS spam filtering"(January 2006)
- [2] Gupta, B.B., Tewari, A., Jain, A.K. and Agrawal, D.P., "Fighting against phishing attacks: State of the art and future challenges", Neural Computing and Applications, Vol. 28, No. 12, (2017), 3629-3654
- [3] Gudkova, D., M. Vergelis, T. Shcherbakova, and N. Demidova. (2017) "Spam and Phishing in Q3 2017." <https://securelist.com/spam-and-phishing-in-q3-2017/82901/>. [Accessed: 10th April 2018].
- [4] Mehul Gupta, Aditya Bakliwal, Shubhangi Agarwal, and Pulkit Mehndiratta.(2018) "A Comparative Study of Spam SMS Detection Using Machine Learning Classifiers" Eleventh International Conference on Contemporary Computing 2018
- [5] Nilam Nur Amir Sjarif*, Nurulhuda Firdaus Mohd Azmi, SuriyatiChuprat, Haslina Md Sarkan, Yazriwati Yahya, SurianiMohd Sam. (2019). "SMS SpamMessageDetection using Term Frequency-Inverse DocumentFrequencyandRandomForestAlgorithm". The Fifth Information Systems International Conference 2019.
- [6] Sethi, P., V. Bhandari, and B. Kohli. (2017) "SMS Spam Detection and Comparison of Various Machine Learning Algorithms", International Conference on Computing and Communication Technologies for Smart Nation 2017



- [7] O. O. Abayomi-Alli¹, S. A. Onashoga², A. S. Sodiya³, and D. A. Ojo⁴.(2015) “A Critical Analysis Of Existing SMS Spam Filtering Approaches” International_Conference_On_Information_Technology 2015
- [8] S. Sheikhi, M. T. Kheirabadi, A. Bazzazi (2020) “An Effective Model for SMS Spam Detection Using Content-based Features and Averaged Neural Network “ International Journal of Engineering volume 33 pages 221-228 issue 2
- [9] Sakshi Agarwal; Sanmeet Kaur; Sunita Garhwal (2015) “SMS spam detection for Indian messages “ 2015 1st International Conference on Next Generation Computing Technologies (NGCT)
- [10] Sarab M. Hameed^{1*} Zuhair Hussein Ali “SMS Spam Detection Based on Fuzzy Rules and Binary Particle Swarm Optimization” 2020 International Journal of Intelligent Engineering & Systems 2021
- [11] Saif Ali 2014 “SMS Spam Identification Based on Message Duplication Detection by Cuckoo Filters” Journal of Kerbala University, Vol. 12 No.2 Scientific. 2014
- [12] Tiago A. Almeida and José María Gómez Hidalgo, 2011.” SMS Spam Collection v. 1” <https://www.dt.fee.unicamp.br/~tiago/smsspamcollection> UCI machine learning repository



**Impact Factor:
7.569**



INTERNATIONAL JOURNAL OF INNOVATIVE RESEARCH

IN SCIENCE | ENGINEERING | TECHNOLOGY

 **9940 572 462**  **6381 907 438**  **ijirset@gmail.com**



www.ijirset.com

Scan to save the contact details