



e-ISSN: 2319-8753 | p-ISSN: 2320-6710

IJIRSET

International Journal of Innovative Research in
SCIENCE | ENGINEERING | TECHNOLOGY

INTERNATIONAL JOURNAL OF INNOVATIVE RESEARCH

IN SCIENCE | ENGINEERING | TECHNOLOGY

Volume 10, Issue 6, June 2021

ISSN INTERNATIONAL
STANDARD
SERIAL
NUMBER
INDIA

Impact Factor: 7.512

9940 572 462

6381 907 438

ijirset@gmail.com

www.ijirset.com



Implementation of in Pipe Inspection Robot

Vikas kapade¹, Prof. Chetan Bundele²

U. G. Student, Department of Mechanical Engineering, PRMIT & R BADNERA, Maharashtra, India¹

Assistant Professor, Department of Mechanical Engineering, PRMIT & R BADNERA, Maharashtra, India²

ABSTRACT: The Aim of the current study is to develop the inpipe inspection robot to eliminate Man intercession from labors intensive and perishable work surroundings; manytimes they are also used to explore inaccessible work areas which are usually not possible to handle by humans like amendment and keep up inside the pipeline. The assessment of pipe carry harmful, Perishable chemicals, fluids and most of the occasion has broom internal diameter or bends which become unapproachable to mankind. The Intricate intrinsic geometry and danger content restriction of pipes Impertration robots for investigation in order to check corrosion level and blockages of pipe. The given model is a wall press type in pipe inspection robots. The robot has to large Movementabillity in horizontal pipes in back & front motion, it found blockages by using sensors and it clears the route through milling which we can oversight in fast time with camera while the inspection is done.

KEYWORDS:Inpipe robot, Infrared sensor,wifi module, camera.

I. INTRODUCTION

The introduction of inpipe inspection robot we have to know history of various classifications of robot and pipeline ,and 2nd the Aim of our project.

Background.

Robotics:Robotics is one of the easiest & fast growing engineering fields now a days.Robots are constructed & designed to decrease the human factor from workers intensive or perishable work and also to act in inaccessible surrounding.

A. Mechanical Classifications in robot.

A pipeline exploration robot can be details classified into 2 types they are in-pipe and outpipe. We can clearly perceive that the out-pipe robots are less flexible than the inpipe robots. Also for the conditions which are to be considered in the problems or challenges noted above, an out-pipe robot would be an inappropriate choice, as the prime concentration of robot agent is to deal with underground or inwall conditions. So, our robot agent can be classified as an inpipe robot.

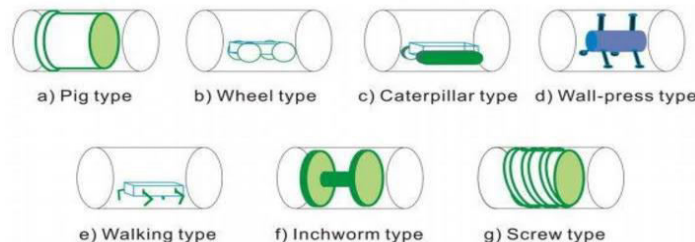


Figure 1 - Mechanical classification of robot

Pipe line robots can further be classified into various categories

A. Autonomous controlled robots: It is used in mainly heavy industrial purpose.

B. Remote controlled robots: It is mostly used in that surroundings where human being strongly restricted.

C. Manually controlled robots: It is generally used for where the goods carrying from one place to another & goods handling purposes.

Types of Autonomous Robotic System

1) Programmable Automatic Robot:-

It is 1st type generation robot with an mechanical facilities available on each joints. This robots can be reprogrammable on the basis pf their application that are to be designed Or that purpose. The application & the function of therobots can be changed by using reprogramming after the robot is programmed once to perform a certain function in the given pattern and fixed sequence.

2) Non-Programmable Automatic Robot.

The mechanical arms used in large Industries are some of the instances of these types of robots where the robots are normally linked to the programmable instruments or devices used in industries for largely mass production. These types of robots find applications in most of the devices including route or path guiders & carriers a medical products and also some line followers robot.

Adaptive Robot -

This type of robots are also used for an industrial purpose that can be transfer independently to differents ranges in the process.However, these robots are more cultivated than programmable robots. These can be transfer up to a certain level, and after evaluation they can do the action wherever required in that adapted area. These robots are generally fitted with sensors and control systems.

Intelligent Robot

As the name suggests, are the most intelligent of all the other types of robots with sensors and microprocessors for storing and processing the data. These robots performance is highly efficient due to their situation-based analyzing and task performing abilities.Intelligent robots can sense the senses like pain, smell and taste and are also capable of vision and hearing, and in accordance, perform the actions and expressions like emotions, thinking and learning. These robots find their applications in the fields like medical, military applications and home appliance control systems.

Pipelines :There are a lots of areas where robots can be replaced to human being, and among them pipelines is one of the most challenging areas. Pipelines have been used in major utilities for a long times. Over millions of places, areas, from tremendous plants or industry to an individual house, robots are replaced by people.

Types of pipe line :

A. Water Pipeline

Water Pipelines are useful for transportation of water from one places to another for drinking or in field of agriculture like irrigation over a long distances when it needs to move over hills,or where canals or channels are poor choices because of it consider a high evaporation, pollution, or surrounding environment impact.

B.Ethanol Pipelines :- Etahnol pipeline is largely used in The united States & Brazil. There are many ethanol pipelines projects in Brazil and the United States. The main difficulties related to the shipment of ethanol by pipeline are its major oxygen content, which makes it early corrosive, and sucking up of water and impurities in pipelines in less times.

C. Oil Pipelines

These pipelines are generally prepared from steel or plastic tubes which are usually covered. The oil is moved throughout the pipelines by pump stations along the pipelines.

D. Hydrogen pipeline

It is the greatest effective passage for movement of Gaseous hydrogen at a large volume. it can be transported through pipelines much the way natural gas is today.Hydrogen pipeline is used to joined the point of hydrogen production Or supply of hydrogen where the require Or demands with transport cost as like to CNG.

Aim of project :

Dynamic monitoring & periodic checkup are critical to maintain pipeline health, as oils, water,gas pipelines have become an essential part of life.Therefore, the continuous monitoring & maintenance system for these pipelines is

necessary; however, proper monitoring, and maintenance of them remains cost effective, scalable, and easily customized. The number of technologies, that are used and available to maintain, control & monitor complicated types of pipelines, had still remained in unsatisfying those needs due to their Circumscription. In this study, we dream at designed a economically cost effective pipeline proactive monitor as well as continues maintenance system. Such a system would allows periodically assessment of pipe, fast detection of faults and planning to recovered measures. To complete those aims, we trust that a monitoring systems for pipelines should combine with sensor technology, which are well suited for event fixed, and robotic techniques., which allows periodically and correct monitored. Along with we argue that a most efficient technology for locating the objects and occurrence should be unified in such systems. On the above proposition we have developed a new steps, Inpipe Inspection Robot (IPIR) in which robot is able to move both back & forth directions which can adjusted to differents diameters of the pipe and move inside the pipeline, it detects occlusion using sensor(IR), and starts milling if found to clear the blockages.

II. METHODOLOGY

The Main Aim of this project is to assessment differents types of pipes and provides its clear footage to operator. IPIR works on wall pressed type mechanism and is constructed in such a way that it minimize human endeavored while inspecting the large Industrial pipes. IPIR assessment the pipeline by moving in forth and back & vice versa direction and detects leakage or blockages by using sensor. In addition it opaque the path by milling which we can observers. in actual time by using camera while the inspection is taking place. differents steps are carried out to make efficiently work of robots.

III. STRUCTURE OF ROBOT




Figure :- 2 In pipeline robot




Figure :- 3 Pipelines Robot

IV. POWER SOURCES USE IN PIPE INSPECTION ROBOT

There are different type of power supply. It is designed to convert high voltage AC main electricity to a suitable DC voltage for circuits & other instrument

1. DC motor : DC motor is generally used to control speed of the robot. Also DC motor can be used to change the angles of the legs of body around 360 degree Or any direction at a pipe. L293D is a Motor driver which allows DC motor to drive on either direction. It means that you can control 2 DC motor with a single L293D IC. It works the concept on H bridge circuits which allows the Voltage to be flown in either direction.

2. Air pressure system : It is composed of air solenoid valves , compressor & air hoses. This valve is an electromechanical , & use with liquid or gas controlled by running or stopping an electric current. Compressed air comes out from air compressor & is supplied to valve and this valve transfer compressed air to air cylinder of robot.

Wifi module :

When choosing the Wi-Fi module for your applications, you need to consider both software and hardware aspects. The ESP8266 WiFi Module is a self contained SOC with integrated TCP/IP protocol stack that can give any microcontroller access to your WiFi network. The ESP8266 is capable of either hosting an application or offloading all Wi-Fi networking functions from another application processor. Each ESP8266 module comes pre-programmed with an AT command set firmware, meaning, you can simply hook this up to your Arduino device and get about as much WiFi-ability as a WiFi Shield offers.

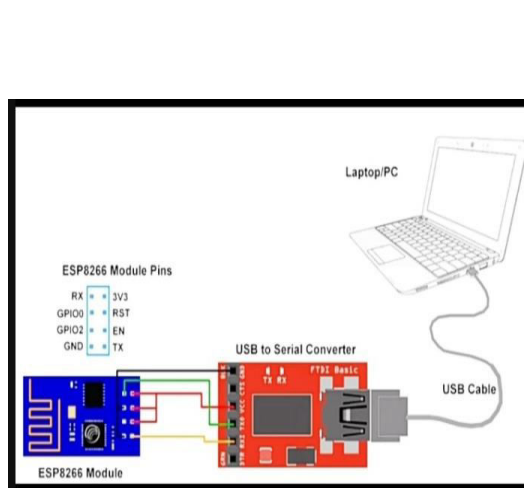


Figure :- 4 Wifi module

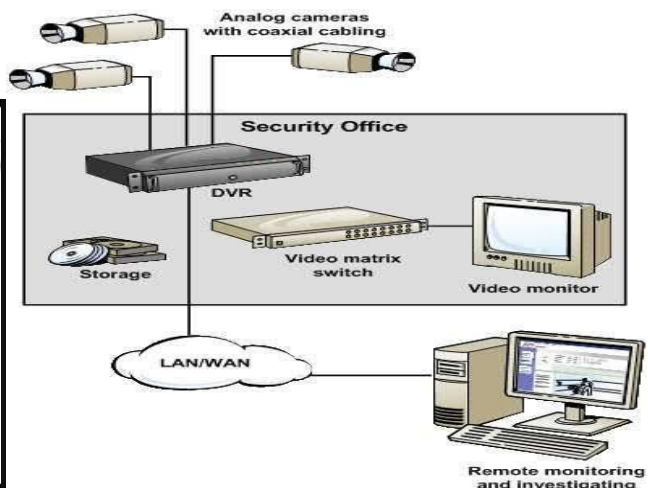


Figure :- 5 Ip web camera

V. IMPLEMENTATION OF IP WEB CAMERA

An Internet protocol camera, or IP camera, is a kind of computerized camcorder generally utilized for reconnaissance, and which, in contrast to (CCTV)cameras, can send and get information by means of a PC organization and the Web. Albeit most cameras that do this are webcams, the expression "IP camera" or "netcam" is generally applied distinctly to those utilized for reconnaissance. An IP camera is regularly either concentrated (requiring a focal organization video recorder (NVR) to deal with the account, video and caution the executives) or decentralized (no NVR required, as camera can record to any nearby or eliminate stockpiling media). The protocol(s) that IP cams use for speak with virtual products is TCP/IP through network; like different gadgets on the organizations, same as your telephone and so on yet we have pack of conventions for broadcasting on the planet however the better and most effortless way is TCP/IP and the base is additionally the TCP/IP. the ip cam simply record or transfer Video (and sound) at that point convert it from simple to computerized to the CPU then the CPU cause parcels from the recorded or streaming documents at that point to send it over the organization (Web or neighborhood organization). presently a days the IPcams simply have the one board with these fittings in it, and simply plug it to the organization modem with LAN link and record over organization or broadcast it! likewise we have the LANpowered link, it implies you needn't bother with the other force link over the IP cam, you simply have a link with every one of them (Control over ethernet or PoE).



VI. RESULTS & DISCUSSION

- 1.The Robot Was able for Adapting to pipe diameter in the from 16 to 20 inch.
- 2.It was found to move well in both forth & back direction.
- 3.The video footage was provided to the operator on computer screen.
- 4.Any leakage or problems in pipe are detected effectively using IR SENSOR
5. Robot is tested in PVC pipe.

VII. CONCLUSION

This paper proposed a mobile robot for pipeline exploration that can be used for the inspection of 152mm to 254mm pipeline. This robot gives outstanding mobility in 152 to 254mm pipelines. The stresses on the parts are different when the motion of in vertical pipes stresses are high & low in horizontal pipe. wall pressed mechanism is proposed In modular robot system. visualization of inpipe inspection by using IP camera and blockages are detected using sensor. A modular design was considered for easily adapted to new environments with little changes. blockages within the pipeline is a danger issue & it is done by using IP camera & using sensor. In the given mechanism the difficulties is solved by a using springs which can adjusted to various diameters. The robot is constructed in such a way that it can move both forth & back direction. various types of module have been presented. Many of the design aim of the Pipe inspection robot have been fulfilled completely.

REFERENCES

- [1] .Atul Gargade, Dhanraj Tambuskar, Gajanan Thokal (2013.) “Modeling and Analysis of Pipe Inspection Robot”, International Journal of Emerging Technology and Advanced Engineering ISO 9001:2008 Certified Journal.
- [2] Amr Bekhir, Abbas Dehghani, Robert Richardson (2012) “Kinematic Analysis and locomotive strategy of a pipe inspection robot concept for operation in active pipelines”, International Journal of Mechanical Engineering and Mechatronic
- [3] Jaspreet Singh, Tajinder Singh (2015)-”Investigation of Design & Fabrication of in-Pipe Inspection Robot”, International Journal on Mechanical Engineering and Robotics, ISSN 2321-5747, Volume
- [4] E Navin Prasad, M Kannan, A Azarueen and N Karuappasamy (2012) Defect Identification in pipe lines using pipe inspection robot.”, International Journal of Mechanical Engineering and Robotic research.
- [5] https://en.wikipedia.org/wiki/Pipeline_transport.
- [6] <https://www.sgbotic.com/index.php?dispatch=products.view>.
- [7] <https://www.wia.io/things/espressif-esp8266>.



INNO  **SPACE**
SJIF Scientific Journal Impact Factor

Impact Factor:
7.512

ISSN INTERNATIONAL
STANDARD
SERIAL
NUMBER
INDIA



INTERNATIONAL JOURNAL OF INNOVATIVE RESEARCH

IN SCIENCE | ENGINEERING | TECHNOLOGY

 **9940 572 462**  **6381 907 438**  **ijirset@gmail.com**



www.ijirset.com

Scan to save the contact details