



e-ISSN: 2319-8753 | p-ISSN: 2320-6710

IJIRSET

International Journal of Innovative Research in
SCIENCE | ENGINEERING | TECHNOLOGY

INTERNATIONAL JOURNAL OF INNOVATIVE RESEARCH

IN SCIENCE | ENGINEERING | TECHNOLOGY

Volume 10, Issue 6, June 2021

ISSN INTERNATIONAL
STANDARD
SERIAL
NUMBER
INDIA

Impact Factor: 7.512

9940 572 462

6381 907 438

ijirset@gmail.com

www.ijirset.com

ADCET Placement Preparation and Management System

Prof. Pravin More¹, Snehal Gaikwad², Prajakta Bhale³, Tabasuum Korbo⁴, Bhairavi Sankpal⁵

Assistant Professor, Department of Computer Science & Engineering, Annasaheb Dange College of Engineering & Technology, Ashta, India¹

UG Student, Department of Computer Science & Engineering, Annasaheb Dange College of Engineering & Technology, Ashta, India^{2,3,4,5}

ABSTRACT: ADCET Placement Preparation and Management System automates activities of training and placement cell provides opportunities to the student community to use collective intelligence to extend selection ratio and eases out procedure of creation of management data automatically. Placement Support focuses on the automation of the placement cell. Authorizing the resumes, communicating about the assorted job openings to the student community, managing the corporate relationship for inviting them for the placements as well as other activities, creating the placement metrics, monitoring the progress of the selection method and communication with totally different users. ADCET placement preparation and management system provides the module like Student ,Administrator (TPO/ TPC/ departmental Staff), Company and Forum. It has the features like Integrated Toolkit for Reach-out to corporations Track. It manages Placement process of every Job posting individually. Manage Company Profiles, Manage Job Postings, authenticate and activate the student profiles, Send Notifications to students, produce list of students as per company HR Manager Job Request, provides the list of shortlisted student with resume to company HR Manager, Export information of shortlisted students to excel file primarily based on Search Criteria, Manage student profile, Set preferences for student eligibility criteria for placement, Time & Role Based Secured Access to users, manages drives corresponding to add drive, delete drive or update drive.

KEYWORDS: TPO, TPC, Security, Authorizing, Forum, Assorted, Corporations.

INTRODUCTION

The use of web and World Wide web revolutionized the provision of data and the facility for the user to take action on the information obtained. The use of internet permits users to manage placement process. This led to a unique web based mostly placement management system developed specifically by the placements professional person and the software programmer to become Placement Support system.

It is a web application that can be accessed throughout the organization and out of doors as well with correct login provided. This system are often used as an application for the training and Placement Officer (TPO) of the college to manage the student information with regards to placement.

TPO can also able to post notifications, add drives, add eligibility criteria etc.

ADCET placement preparation and management is an application to facilitate students in ADCET to register, search and apply for jobs. The companies and the TPO to take effective actions on the web as follow-on from the information they have viewed. TPO provides approval of student registration and updating. Placement Support helps in developing a long-term cooperation relationship with companies. Placement Support system provides information on placement providers and the placements they offer so that students may view and assess their opportunities.

Computer based information system are designed to improve existing system. Whatever the information, TPO has to pass to the student. Improve accuracy in result. It has user-friendly interface having quick authenticated access.



It provides the facility of maintaining the details of the students. It will reduce the paper work and utilize the maximum capabilities of the setup and organization as well as it will save time and money, which are spending in making reports and collecting data. It can be access throughout the organization with proper login provided.

This system can be use as an application for college to manage the student information concerning placement. Also helps company coming for campus recruitment to see student details. Before coming for campus, company can get information about eligible students along with interested students.

II.LITERATURE SURVEY

Mr. Nilesh Rathod, Dr Seema Shah, Prof Kavita Shirsat's[1] gives the basic idea of the existing system, all processes are handled manually. the administrator should refer all the records kept for years ago to simply known number of users increases. There are many limitations for the existing systems. in manual training and placement, all the work done at college is by human intervention due to which there were maximum chances of errors.

Luan, Jing' s paper for data mining provides easier ways to handle data of students[2].The interface of student and administer is maximum which makes the system time consuming. students created and submitted their resumes early in the year, leaving them frozen in time. lists were produced for each company, and students had to regularly travel in to review the notice board. The process was slowing ,valuable academic time was diverted from activity

The excel sheets were less optimized e.g. suppose we want students having 2 atkt then the student with 0, 1, 2 atkt were select whereas required result is only of 2 ATKT. Baker, Ryan SJD, and Kalina Yacef's paper show unique methods of data mining[3] The files were not stored hierarchical format hence searching was a big problem, due to this the updating was very difficult and ambiguous this leads to the duplication of records was usual hence data redundancy. Searching is done manually based on the company criteria TPO will identify the eligible student by looking the excel sheet. TPO has to see each and every student marks and their eligibility. No searching method is provided. The student will get notify through traditional notice board only. There may be chances of loss of opportunity. The students were not being made aware of the T&P activity. There is no any method of communication with the TPO, Student, or Alumni. If anyone wants to talk with the TPO he has to go in a TPO cabin and take relevant information. The information like company question paper, CV Format, Job details are not available to the student. Also, there is no method to take the feedback about the student, about the company, or about the alumni. The system now at ADCET Training and Placement department could not take acknowledgement from the students attending to particular event hence lots of confusion at the last moment. There were fewer interfaces between student and Training and Placement department. There was no record kept of the past students. There was less communication between past or present student with the Training and Placement department Romero, Cristobel, and Sebastian Ventura's paper gives new methods for handling student data thought data mining [4]

III.PROPOSED SYSTEM

The proposed System meant to give more easiness to the users that they can add and retrieve information so quickly. Once you open this web application at the front end all the schedule/event are available to everyone. Also in the every current student login this schedule/event are available. There are mainly four types of users they are Student, Training and Placement Officers (TPO) of the college, Training and Placement Staff and admin. The administrator is the master user; he gets the most number of priorities than the other users. The different functions involve the case of an administrator are updating, approval. The administrator can view and approve the various application forms. The Students can review and enter information. Students can edit their CVs online, and update them constantly. Students can very flexibly search for and View Company and vacancy details, and apply to vacancies by attaching a CV. Students can access relevant resources placed online for them. They will have access of forum, with which they can post queries. Training and Placement officer of particular department are able to approve the student of particular department. TPO, admin and TPC can post notifications related with drives or any other events and student can able to view this notification at their end. TPO can set up eligibility criteria based upon particular company drive criteria.

Students on placement will also use the system to read important announcements, to obtain information on assessment, to see the results of assessments recorded in the system. Administrators have three different users like TPO, TPC Staff, and admin. Each user provided a different features and security. In addition, TPO can search the eligible student based the company criteria and can generate the list. Also TPO can communicate with the student through the forum module, which we have added in future scope. When TPO first login, they see all the recently changed / created companies and vacancies. Like other users, they can examine any vacancy on the system. Of course, they can also search for vacancies via flexible forms. Strict policy based security defines an upper limit on the allowed activities of a given admin user like TPO. TPO can gather information on all students for which they have appropriate permissions; this can be on an individual or group basis, they can also export a spreadsheet of important statistics on a group for further or detailed analysis. At a glance the system status page reveals a great deal of information about the most recent usage of the system. TPC Staff is the one the most important user in the this system. They give the validation of the information provided by the student. They can see the information provided by the student like marks, contact details, parent mobile number, extracurricular activity or other information and can able to approve student at department level. They find the student based on the skill or extracurricular activity.

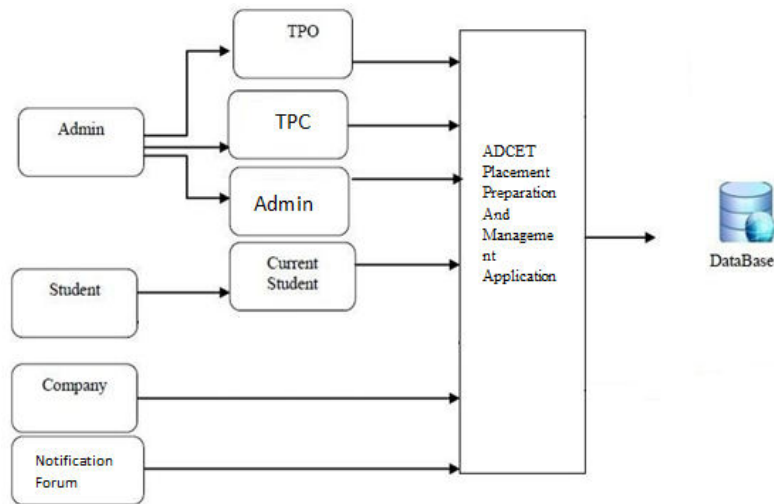


Fig 1: Block Diagram

One authorize Departmental TPC can register with the system. They can give the required material to the student for the placement. They also uploads/download the information. They can communicate with the Student or TPO through forum.

The student will have to get register for the first time so that their information's like the URL, the contact information, papers, vacancies will be stored. Companies can edit their own contact information to help keep it current. TPO can also edit information about the company and any vacancies, producing much richer and current information, and a sense of ownership for the company. TPC can decide to approve student or deny student .We used Xampp server for managing database.

XAMPP SERVER:-

XAMPP is a free and open-source cross-platform web server solution stack package developed by Apache Friends, consisting mainly of the Apache HTTP Server, Maria DB database, and interpreters for scripts written in the PHP and Perl programming languages. Following are the benefits of SQL Server

- ☞ High Availability
- ☞ Performance and Scalability
- ☞ Security
- ☞ Manageability

IV. IMPLEMENTATION AND DESIGN DETAILS

In the training and placement preparation management System there are following module and their methodologies are as follows.

- A. Student Module
- B. TPO Module
- C. TPC Module
- D. Administrative Module

A. Student Module

In the student module first, the student should get registered to the system by filling the registration form which contains the details such as name, email, mobile number, and password. Once the student fills the registration form the account will be created. Once the student creates the account they can log in to the system through the username and password. After login into the system student should fill the placement registration application form. The application form will contain the details such as personal details and educational or academic details. After filling the application form the student should submit it. The placement officer

(i.e TPC) will check the details of the student and verify it. If the details are incorrect then TPC has the right to discard the student. After that student will be able to change/update their details additionally they can see the notifications and drive details which are posted by other modules. Students can be able to practice for placement drives according to the company name they can access the documents or study materials which are posted by TPC.

B. TPO Module

The training and the placement officer is the administrator in the system. In this module admin will login through username and password, once he login to the system he will be directed to the dashboard. Once the students submit the application form in the system the placement officer (TPO) can view the details of the students which is approved by TPC. The TPO having an option provided is Query, in that TPO can see the student's personal queries, drives queries, and company queries. The TPO can filter the students according to their needs through the search option, for example, if the admin requires the student whose aggregate is greater than 65% in B.Tech and greater than 70% in Diploma and 10th. The TPO is provided the option of search in which he can search the students using the name, mobile number, URN, Email, and registration ID. The TPO is also provided with an option of sending notifications and posting updates regarding upcoming drives. The TPO also has the option of sending the updates to the students, it's like if the student is eligible for the drive an update is sent to the particular student via the system, the students should take the update of that drive for further placement.

C. TPC Module

The training and placement coordinator will have rights only for his department to approve or discard students, also he will be able to check the eligible students. The training and placement coordinator will approve or discard the pending students. The TPC can generate eligible students list, also he can see the faculty and student list which is registered into the system. The TPC can filter the students according to their needs through the search option, for example, if the TPO requires the student whose aggregate is greater than 65% in B.Tech and greater than 70% in Diploma and 10th. The admin is provided the option of search in which he can search the students using the name, mobile number, URN, Email, and registration ID. The TPC is also provided with the option of sending notifications to the students. The TPC also has the option of sending the updates to the students, it's like if the student is eligible for the drive an update is sent to the particular student via the system, the students should take the update of that drive for further placement.

D. Administrative Module

The administrative module is admin in the system. In this module admin will login through username and password, once he login to the system he will be directed to the dashboard. Once the students submit the application form in the system the Admin can view the details of the students which is approved by TPC. The admin having an option provided is Query, in that admin can see the student's personal queries, drives queries, and company queries. The

admin can filter the students according to their needs through the search option, for example, if the admin requires the student whose aggregate is greater than 65% in B.Tech and greater than 70% in Diploma and 10th. The admin is provided the option of search in which he can search the students using the name, mobile number, URN, Email, and registration ID. The admin is also provided with an option of sending notifications and posting updates regarding upcoming drives. The admin also has the option of sending the updates to the students, it's like if the student is eligible for the drive an update is sent to the particular student via the system, the students should take the update of that drive for further placement.

V. RESULTS

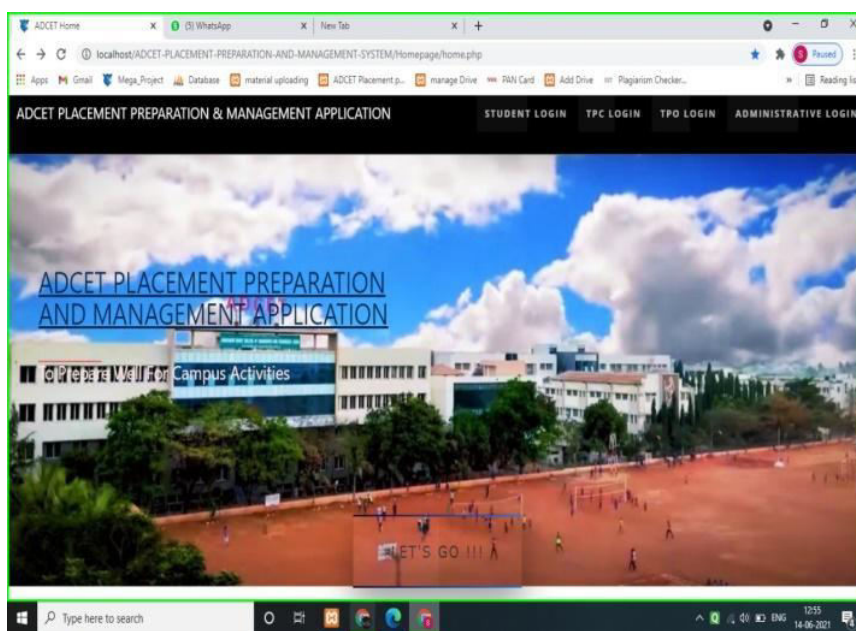


Figure 2: Homepage

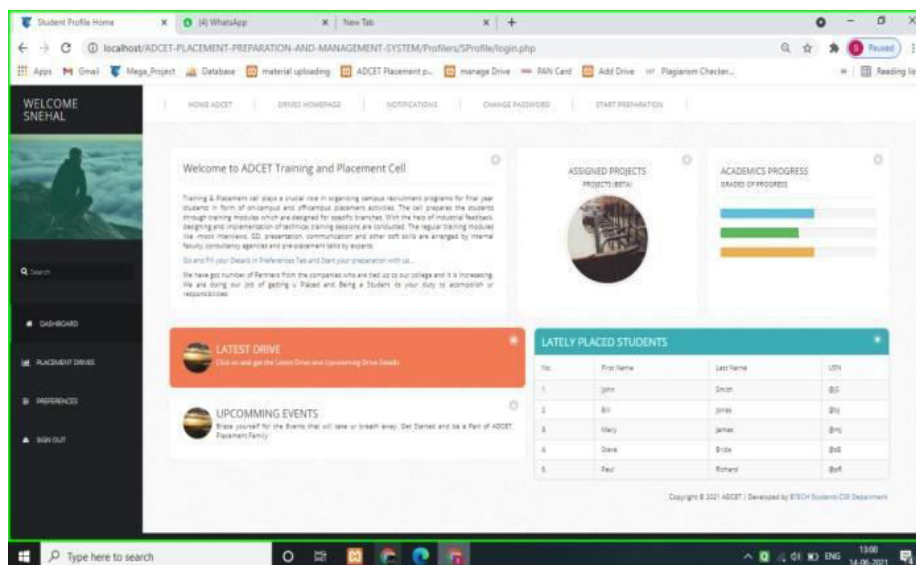


Figure 3: Student Homepage

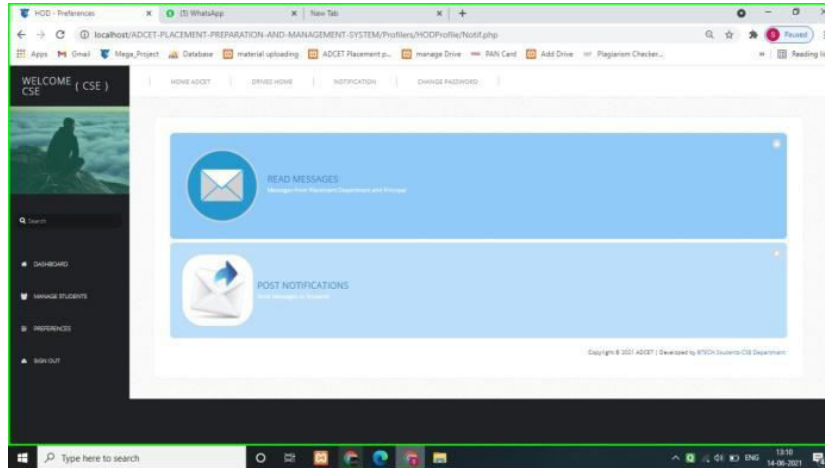


Figure 4: Read and Post Notification

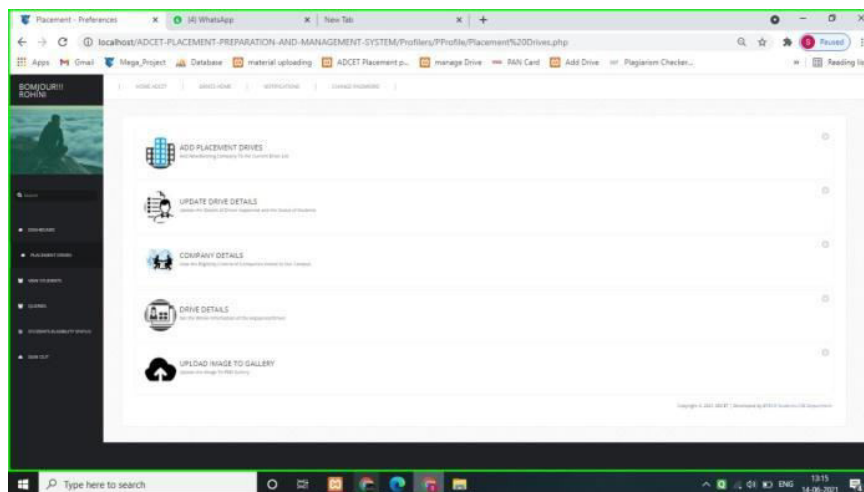


Figure 5: Manage Drives

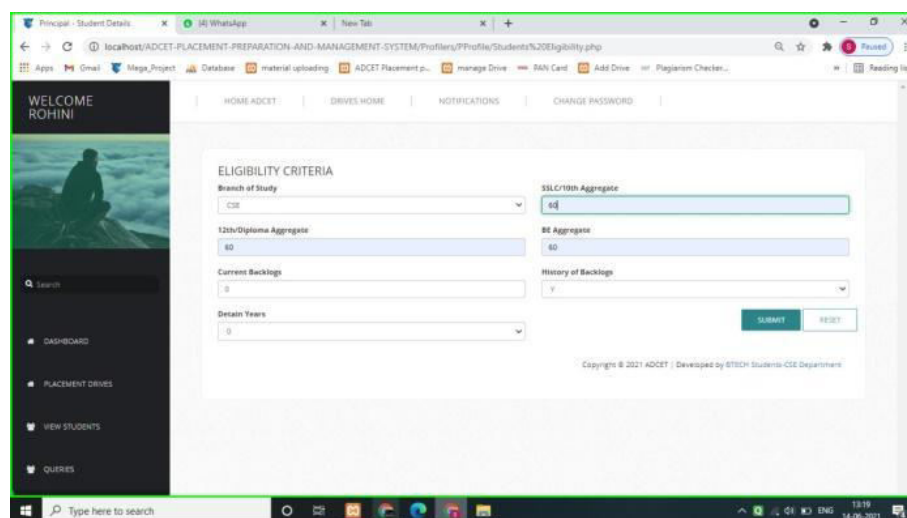


Figure 6: Manage Eligibility



VI. CONCLUSION

Existing system, maximum work goes manually and takes lots of time for any changes. The big problem is the searching; sorting and of the student data and no any notification available for giving information to student notification board. In the ADCET placement preparation and management system automation in all the processes. The system gets online registration all the user, activation and deactivation of the user, personalization to the user, resources to be provided online, communication between the users, online feedback, other setting option. The TPC can see the user information and will validate it, generate the student list based on the company criteria, company details can be provided to the students, searching and sorting can be done, and reports can be generated. Overall, all the process of the training and placement department is automated. Quality assurance in teaching learning environment is a tedious process. No customized application is available for maintaining quality procedures in teaching environment. The System provides quality implementation solution in teaching environment. The System provides various functionalities like, Login and registration for all modules, TPC can manage student at department level, TPO can manage drives, send notifications, set eligibility criteria, manage queries asked by students and TPC. Admin can manage TPO and TPC activities.

VII. ACKNOWLEDGMENT

We would like to thank our project guide **Prof. Pravin B. More**, for his enormous co-operation and guidance. We have no words to express our gratitude for a person who wholeheartedly supported the project and gave freely of his valuable time while making this project. All the inputs given by him have found a place in the project. The technical guidance provided by him was more than useful and made the project successful. He has always been a source of inspiration for us. It was a memorable experience learning under such a highly innovative, enthusiastic and hard working teacher.

We are also thankful to our TPO **MR. Suhel S. Sayyad**, who have provided us various facilities and guided us to develop a very good project idea. Finally, we would also like to thank teachers of our college and friends who guided and helped us.

REFERENCES

- [1] Mr. Nilesh Rathod, Dr Seema Shah, Prof Kavita Shirsat, "An Interactive Online Training And Placement System",IJARCSSE, 2013.
- [2] Luan, Jing. "Data Mining and Knowledge Management in Higher Education-Potential Applications" (2002).
- [3] Baker, Ryan SJD, and Kalina Yacef. "The state of educational data mining in 2009: A review and future visions." JEDM-Journal of Educational Data Mining 1, no.1 (2009): 3-17.
- [4] Romero, Cristóbal, and Sebastian Ventura. "Educational data mining: A survey from 1995 to 2005." Expert systems with applications 33, no. 1 (2007): 135-146.
- [5] Kabakchieva, Dorina. "Predicting student performance by using data mining methods for classification." Cybernetics and Information Technologies 13, no. 1 (2013): 61-72.
- [6] Kotsiantis, Sotiris B., and Panayiotis E. Pintelas. "Predicting students marks in hellenic open university." In Advanced Learning Technologies, 2005. ICALT 2005. Fifth IEEE International Conference on, pp. 664-668. IEEE, 2005.



INNO  **SPACE**
SJIF Scientific Journal Impact Factor

**Impact Factor:
7.512**

ISSN INTERNATIONAL
STANDARD
SERIAL
NUMBER
INDIA



INTERNATIONAL JOURNAL OF INNOVATIVE RESEARCH

IN SCIENCE | ENGINEERING | TECHNOLOGY

 **9940 572 462**  **6381 907 438**  **ijirset@gmail.com**



www.ijirset.com

Scan to save the contact details